



The World Justice Project

WJP Rule of Law Index[®] 2014

by the World Justice Project



WJP Rule of Law Index[®] 2014

by the World Justice Project

The *WJP Rule of Law Index* 2014 report was prepared by the World Justice Project's research team. The Index's conceptual framework and methodology were developed by Mark David Agrast, Juan Carlos Botero, and Alejandro Ponce. Data collection and analysis for the 2014 report was performed by Juan Carlos Botero, Matthew Harman, Joel Martinez, Alejandro Ponce, Christine S. Pratt, Kelly Roberts, and Joshua Steele, with the assistance of Priya Agarwal-Harding, Sophie Barral, Ayzada Bengel, Chantal V. Bright Kyei, Brian Gitau, Sharanbir S. Grewal, Laurie Kontopidis, Sarah Chamness Long, Stephen Lurie, Madison Marks, Matthew Mead, Kedar Patel, Karina Pena, William Sinnott, Jessica Villegas, Jennifer Wilmore, and Fanny Zhao. Lead graphic designer for this report was Joshua Steele, and country profile designer was Dan McCarey.

THE WORLD JUSTICE PROJECT

Board of Directors: Sheikhha Abdulla Al-Misnad, Emil Constantinescu, Ashraf Ghani, William C. Hubbard, Suet-Fern Lee, Mondli Makhanya, William H. Neukom, Ellen Gracie Northfleet, James R. Silkenat.

Officers: William C. Hubbard, *Chairman of the Board*; William H. Neukom, *Founder and CEO*; Deborah Enix-Ross, *Vice President*; Suzanne E. Gilbert, *Vice President*; James R. Silkenat, *Director and Vice President*; Lawrence B. Bailey, *Treasurer*; Gerold W. Libby, *General Counsel and Secretary*.

Executive Director: Juan Carlos Botero.

Chief Research Officer: Alejandro Ponce.

The *WJP Rule of Law Index*® report was made possible by generous support from: American Bar Association (ABA); ABA Section of Administrative Law and Regulatory Practice; ABA Section of Antitrust Law; ABA Business Law Section; ABA Criminal Justice Section; ABA Section of Dispute Resolution; ABA Section of Environment, Energy, and Resources; ABA Health Law Section; ABA Section of Individual Rights & Responsibilities; ABA Section of Intellectual Property Law; ABA Section of International Law; ABA Judicial Division; ABA Section of Labor and Employment Law; ABA Section of Litigation; ABA Section of Real Property, Trust and Estate Law; ABA Section of State and Local Government Law; ABA Section of Taxation; Allen & Overy Foundation; Allen & Overy LLP; Apple, Inc.; The Bill & Melinda Gates Foundation; The Boeing Company; Boies, Schiller & Flexner, LLP; Carnegie Corporation of New York; Chase Family Philanthropic Fund; City of The Hague; Cochingyan & Peralta Law Offices; Drinker Biddle & Reath LLP; E. I. du Pont de Nemours & Company; Eastminster Presbyterian Church; The Edward John and Patricia Rosenwald Foundation; Ewing Marion Kauffman Foundation; Ford Foundation; Fulbright & Jaworski LLP; Garrigues LLP; GE Foundation; General Electric Company; Gómez-Acebo & Pombo; Google, Inc.; Gordon and Betty Moore Foundation; Haynes and Boone, LLP; Hewlett-Packard Company; Holland & Knight LLP; Hunton & Williams LLP; Intel Corporation; Irish Aid; Johnson & Johnson; Judson Family Fund at The Seattle Foundation; K&L Gates LLP; LexisNexis; Major, Lindsey & Africa; Mason, Hayes+Curran; McKinsey & Company, Inc.; Merck & Co., Inc.; Microsoft Corporation; National Endowment for Democracy; Nelson Mullins Riley & Scarborough LLP; Oak Foundation; PepsiCo; Pinnacle Gardens Foundation; Roca Junyent; Society of the Cincinnati; Sullivan & Cromwell LLP; SyCip Salazar Hernandez & Gatmaitan; Texas Instruments, Inc.; Troutman Sanders LLP; Turner Freeman Lawyers; United States Chamber of Commerce & Related Entities; U.S. Department of State; Uría Menéndez; Viacom International, Inc.; Wal-Mart Stores, Inc.; Welsh, Carson, Anderson & Stowe; White & Case LLP; The William and Flora Hewlett Foundation; William H. Neukom & Neukom Family Foundation; Winston & Strawn LLP; and individual and in-kind supporters listed in the last section of this report.

ISBN (print version): 978-0-9882846-5-4

ISBN (online version): 978-0-9882846-6-1

Copyright 2014 by The World Justice Project. The *WJP Rule of Law Index* and The *World Justice Project Rule of Law Index* are trademarks of The World Justice Project. All rights reserved. Requests to reproduce this document should be sent to Alejandro Ponce, The World Justice Project, 1025 Vermont Avenue, N.W., Suite 1200, Washington, D.C. 20005 U.S.A. E-mail: poncea@wjpnet.org

Contents

1	Preface
3	The WJP Rule of Law Index
13	Overall Scores and Rankings
17	World Maps of the Rule of Law by Factor
35	Rule of Law Trends
39	Regional Highlights
63	Country Profiles
165	Methodology
175	Data Tables
187	JRC Statistical Audit
201	Contributing Experts
213	Acknowledgments
217	About The World Justice Project

Preface

“The rule of law is the foundation for communities of opportunity and equity—it is the predicate for the eradication of poverty, violence, corruption, pandemics, and other threats to civil society.”

-WILLIAM H. NEUKOM, FOUNDER AND CEO, THE WORLD JUSTICE PROJECT

The World Justice Project (WJP) is an independent, multi-disciplinary organization working to advance the rule of law around the world. The rule of law provides the foundation for communities of opportunity and equity - communities that offer sustainable economic development, accountable government, and respect for fundamental rights.

Where the rule of law is weak, medicines fail to reach health facilities, criminal violence goes unchecked, laws are applied unequally across societies, and foreign investments are

99
**COUNTRIES &
JURISDICTIONS**

held back. Effective rule of law helps reduce corruption, improve public health, enhance education, alleviate poverty, and protect people from injustices and dangers large and small.

Strengthening the rule of law is a major goal of governments, donors, businesses, and civil society organizations around the world. To be effective, however, rule of law development requires clarity about the fundamental features of the rule of law, as well as an adequate basis for its evaluation and measurement. In response to this need, the World Justice Project has developed the WJP Rule of Law Index®, a quantitative measurement tool that offers a comprehensive picture of the rule of law in practice. The Index portrays the rule of law in a nation by means of 47 indicators organized around nine themes: constraints on government powers; absence of corruption; open government; fundamental rights; order and security; regulatory enforcement; civil justice; criminal justice; and informal justice.

>100,000
**HOUSEHOLDS & EXPERTS
SURVEYED**

The WJP Rule of Law Index 2014 is the fourth report in an annual series. It builds on years of development, intensive consultation, and vetting with academics, practitioners, and community leaders from over 100 countries and 17 professional disciplines.

The Index is the world's most comprehensive data set of its kind and the only to rely solely on primary data, measuring a nation's adherence to the rule of law from the perspective of how ordinary people experience it. This year's country scores and rankings include the latest data collected and processed by WJP, based on more than 100,000 household and expert surveys in 99 countries and jurisdictions. This year's report also includes, for the first time, an analysis of changes over time.

The Index is intended for a broad audience of policy makers, civil society, practitioners, academics, and others. The rule of law is not the rule of lawyers and judges; all elements of society are stakeholders. It is our hope that, over time, this diagnostic tool will help identify strengths and weaknesses in each country under review and encourage policy choices that strengthen the rule of law.

The WJP Rule of Law Index



The WJP Rule of Law Index

The rule of law is notoriously difficult to define and measure. A simple way of approaching it is in terms of some of the outcomes that the rule of law brings to societies – such as accountability, respect for fundamental rights, or access to justice – each of which reflects one aspect of the complex concept of the rule of law. The WJP Rule of Law Index is an attempt to outline these outcomes in a simple and coherent framework that is broadly accepted, and to approximate by means of performance indicators the extent to which countries attain these outcomes. These indicators are designed to provide a comprehensive and multi-dimensional picture of the extent to which each country adheres to the rule of law in practice, and to benchmark its performance against that of other countries measured.

In attempting to capture a broad view of the rule of law in a nation, the World Justice Project's Rule of Law Index® looks at 47 outcomes (or sub-factors) organized around nine dimensions (or factors): constraints on government powers; absence of corruption; open government; fundamental rights; order and security; regulatory enforcement; civil justice; criminal justice; and informal justice. These policy outcomes, which emanate from the WJP's four universal principles, represent specific goals or end results that are directly influenced by the degree of adherence to the rule of law in a society, such as whether government officials are held accountable under the law, or whether state institutions protect fundamental rights and allow for delivery of justice to ordinary people.

The Index has been designed to include several features that set it apart from other indices, and which make it valuable for a large number of countries:

- **Rule of law in practice:** The Index measures adherence to the rule of law by looking at policy outcomes (such as whether people have access to the courts or whether crime is effectively controlled), in contrast to efforts that focus on the laws on the books, or the institutional means by which a society may seek to achieve these policy outcomes.
- **Comprehensive/Multi-dimensional:** While other indices cover particular aspects of the rule of law, such

BOX 1: FOUR UNIVERSAL PRINCIPLES OF THE RULE OF LAW

The WJP uses a working definition of the rule of law based on four universal principles, derived from internationally accepted standards. The rule of law is a system where the following four universal principles are upheld:

1. The government and its officials and agents as well as individuals and private entities are accountable under the law.
2. The laws are clear, publicized, stable, and just; are applied evenly; and protect fundamental rights, including the security of persons and property.
3. The process by which the laws are enacted, administered, and enforced is accessible, fair, and efficient.
4. Justice is delivered timely by competent, ethical, and independent representatives and neutrals who are of sufficient number, have adequate resources, and reflect the makeup of the communities they serve.

as absence of corruption or human rights, they do not yield a full picture of rule of law compliance. The WJP Rule of Law Index is the only global instrument that looks at the rule of law comprehensively.

- **Perspective of the ordinary people:** The WJP Rule of Law Index puts people at its core by looking at a nation's adherence to the rule of law from the perspective of ordinary individuals who are directly affected by the degree of adherence to the rule of law in their societies. The WJP Index examines practical, everyday situations, such as whether people can access public services without needing to bribe a government officer, or whether a dispute among neighbors can be resolved peacefully and cost-effectively by an independent adjudicator.
- **New data anchored in actual experiences:** The Index is the only comprehensive set of indicators on the rule of law that are based almost solely on primary data. The Index's scores are built from the assessments of local residents (1,000 respondents per country) and local legal experts, which ensure that the findings reflect the conditions experienced by the population, including marginalized sectors of society.
- **Culturally competent:** The Index has been designed to be applied in countries with vastly differing social, cultural, economic, and political systems. No society has ever attained - let alone sustained - a perfect realization of the rule of law. Every nation faces the perpetual challenge of building and renewing the structures, institutions, and norms that can support and sustain a rule of law culture.

These features make the Index a powerful tool that can help identify strengths and weaknesses in each country, and help to inform policy debates both within and across countries that advance the rule of law.

THE COMPONENTS OF THE RULE OF LAW

The WJP Rule of Law Index captures adherence to the rule of law (as defined by the WJP's universal principles, see Box 1) through a comprehensive and multi-dimensional set of outcome indicators, each of which reflects a particular aspect of this complex concept. The theoretical framework linking these outcome indicators (or sub-factors) draws on two main ideas pertaining to the relationship between the state and the governed, namely that 1) the law imposes limits on the exercise of power by the state and its agents, as well as individuals and private entities (Factors 1, 2, 3, and 4), and 2) that the state limits the actions of members of society

and fulfills its basic duties toward its population, so that the public interest is served, people are protected from violence, and members of society have access to mechanisms to settle disputes and redress grievances (Factors 5, 6, 7, and 8). Although broad in scope, this framework assumes very little about the functions of the state, and when it does so, it incorporates functions that are recognized by practically all societies, such as the provision of justice or the guarantee of order and security.

The resulting set of indicators also sums up an effort to strike a balance between what scholars call a "thin", or minimalist, conception of the rule of law that focuses on formal, procedural rules, and a "thick" conception that includes substantive characteristics, such as self-government and various fundamental rights and freedoms. Striking this balance between "thin" and "thick" conceptions of the rule of law allows the WJP Index to be applicable to various different types of social and political systems, including those which lack many of the features that characterize democratic nations, while still including sufficient substantive characteristics that renders the rule of law as more than merely a system of rules. Indeed, a system of positive law that fails to respect core human rights guaranteed under international law is at best "rule by law", and does not deserve to be called a rule of law system.

THE 2014 WJP RULE OF LAW INDEX

The 2014 WJP Rule of Law Index comprises nine aggregate indicators (or factors) further disaggregated into 47 specific indicators (or sub-factors). These indicators are presented in Table 1 and described in detail in the section below.

Factor 1: Constraints on Government Powers

Factor 1 measures the extent to which those who govern are bound by law. It comprises the means, both constitutional and institutional, by which the powers of the government and its officials and agents are limited and are held accountable under the law. It also includes non-governmental checks on the government's power, such as a free and independent press.

Governmental checks take many forms; they do not operate solely in systems marked by a formal separation of powers, nor are they necessarily codified in law. What is essential, however, is that authority is distributed, whether by formal rules or by convention, in a manner that ensures that no single organ of government has the practical ability to exercise unchecked power.¹ This factor addresses the effectiveness

¹ The Index does not address the further question of whether the laws are enacted by democratically elected representatives.

BOX 2: THE RULE OF LAW IN EVERYDAY LIFE

Although we may not be aware of it, the rule of law is a profoundly important part of our lives. It is the foundation for a system of rules to keep us safe, resolve disputes, and enable us to prosper. Let's consider a few examples:



Business environment: Imagine an investor seeking to commit resources abroad. She would probably think twice before investing in a country where corruption is rampant, property rights are ill-defined, and contracts are difficult to enforce. Uneven enforcement of regulation, corruption, insecure property rights, and ineffective means to settle disputes undermine legitimate business and drives away both domestic and foreign investment.

Public works: Consider the bridges, roads, or runways we traverse daily - or the offices and buildings in which we live, work, and play. What if building codes governing their design and safety were not enforced, or if government officials and contractors employed low-quality materials in order to pocket the surplus. Weak regulatory enforcement and corruption decreases the reliability and security of physical infrastructures, and wastes scarce resources, which are essential to a thriving economy.

Public health and the environment: Consider the implications of pollution, wildlife poaching, and deforestation for health, the economy, and the environment. What if a company was pouring harmful chemicals into a river at a highly populated area, and the environmental inspector turned a blind eye in exchange for a bribe? While countries around the world have laws to protect the public's health and the environment, these laws are not always enforced. Adherence to the rule of law is essential to effectively enforce public health and environmental regulations and to hold the government, businesses, civil society organizations, and communities accountable for protecting the environment without unduly constraining economic opportunities.

Public Participation: What if residents of a neighborhood were not informed of an upcoming construction project commissioned by the government that will cause disruptions to their community? Or what if they did not have an opportunity to present their objections to the relevant government authorities prior to the start of the construction project? Being able to voice opinions about government decisions that directly impact the lives of ordinary people is a key aspect of the rule of law. Public participation ensures that all stakeholders have the chance to have their voice be heard and provide valuable input in the decision-making process.

Civil Justice: Imagine an individual having a dispute with another party. What if the system to settle such dispute and obtain a remedy was largely inaccessible, unreliable, and corrupt? Without a well-functioning civil justice system –a core element of the rule of law– individuals faced with a dispute have few options other than giving up on any attempt to solve it or resorting to violence or intimidation to settle the conflict.

The rule of law affects all of us in our everyday lives. It is not only important to lawyers and judges; it matters to businessmen, builders, consumers, doctors, and journalists. Every sector of society is a stakeholder in the rule of law.

of the institutional checks on government power by the legislature (1.1), the judiciary (1.2), and independent auditing and review agencies (1.3)², as well as the effectiveness of non-governmental oversight by the media and civil society (1.5), which serve an important role in monitoring government actions and holding officials accountable. The extent to which transitions of power occur in accordance with the law is also examined (1.6).³ In addition to these checks, this factor also measures the extent to which government officials are held accountable for official misconduct (1.4).

Factor 2: Absence of Corruption

This factor measures the absence of corruption in a number of government agencies. The factor considers three forms of corruption: bribery, improper influence by public or private interests, and misappropriation of public funds or other resources. These three forms of corruption are examined with respect to government officers in the executive branch (2.1), the judiciary (2.2), the military and police (2.3), and the legislature (2.4), and encompass a wide range of possible situations in which corruption - from petty bribery to major kinds of fraud - can occur.

Factor 3: Open Government

Factor 3 (previously Factor 5 in past editions of the WJP Rule of Law Index series) measures the open nature of a government, which is essential for effective public oversight. Specifically, this factor measures the extent to which the society has clear, publicized, accessible, and stable laws (3.1 and 3.2); whether administrative proceedings are open to public participation (3.3); and whether official information, including drafts of laws and regulations, is available to the public (3.4). The first two sub-factors relate to the clarity, publicity, accessibility, and stability that are required for the public to know what the law is and what conduct is permitted and prohibited. The other two sub-factors encompass the opportunity for the people to participate in the processes by which the laws are made and administered. Among the indicia of participation are: whether people have the ability to petition the government; whether proceedings are held with timely notice and are open to the public; and whether official information, including drafts of legislation and records of legislative and administrative proceedings, are available to the public.

2 This includes a wide range of institutions, from financial comptrollers and auditing agencies to the diverse array of entities that monitor human rights compliance (e.g. "Human Rights Defender", "Ombudsman", "People's Advocate", "Defensor del Pueblo", "Ouvidoria", "Human Rights Commissioner", "Öiguskantsler", "Médiateur de la République", "Citizen's Advocate", "Avocatul Poporului"). In some countries these functions are performed by judges or other state officials; in others, they are carried out by independent agencies.

3 This sub-factor does not address the issue of whether transitions of political power take place through democratic elections. Rather, it examines whether the rules for the orderly transfer of power are actually observed. This sub-factor looks at the prevalence of electoral fraud and intimidation (for those countries in which elections are held), the frequency of coups d'états, and the extent to which transition processes are open to public scrutiny.

Factor 4: Fundamental Rights

Factor 4 measures protection of fundamental human rights. It recognizes that a system of positive law that fails to respect core human rights established under international law is at best "rule *by* law", and does not deserve to be called a rule of law system. Since there are many other indices that address human rights, and as it would be impossible for the Index to assess adherence to the full range of rights, this factor focuses on a relatively modest menu of rights that are firmly established under the Universal Declaration and are most closely related to rule of law concerns. Accordingly, Factor 4 encompasses adherence to the following fundamental rights: effective enforcement of laws that ensure equal protection(4.1)⁴; the right to life and security of the person (4.2)⁵; due process of law and the rights of the accused (4.3)⁶; freedom of opinion and expression (4.4); freedom of belief and religion (4.5); the right of privacy (4.6); freedom of assembly and association (4.7); and fundamental labor rights, including the right to collective bargaining, the prohibition of forced and child labor, and the elimination of discrimination (4.8).⁷

Factor 5: Order and Security

Factor 5 (previously Factor 3 in past editions of the WJP Rule of Law Index series) measures how well the society assures the security of persons and property. Security is one of the defining aspects of any rule of law society and a fundamental function of the state. It is also a precondition for the realization of the rights and freedoms that the rule of law seeks to advance. This factor includes three dimensions to cover the various threats to order and security: crime (particularly conventional crime⁸); political violence (including terrorism, armed conflict, and political unrest); and violence as a socially acceptable means to redress personal grievances (vigilante justice).

4 The laws can be fair only if they do not make arbitrary or irrational distinctions based on economic or social status - the latter defined to include race, color, ethnic or social origin, caste, nationality, alienage, religion, language, political opinion or affiliation, gender, marital status, sexual orientation or gender identity, age, and disability. It must be acknowledged that for some societies, including some traditional societies, certain of these categories may be problematic. In addition, there may be differences both within and among such societies as to whether a given distinction is arbitrary or irrational. Despite these difficulties, it was determined that only an inclusive list would accord full respect to the principles of equality and non-discrimination embodied in the Universal Declaration and emerging norms of international law.

5 Sub-factor 4.2 concerns police brutality and other abuses - including arbitrary detention, torture and extrajudicial execution - perpetrated by agents of the state against criminal suspects, political dissidents, members of the media, and ordinary people.

6 This includes the presumption of innocence and the opportunity to submit and challenge evidence before public proceedings; freedom from arbitrary arrest, detention, torture and abusive treatment; and access to legal counsel and translators.

7 Sub-factor 4.8 includes the four fundamental principles recognized by the ILO Declaration on Fundamental Principles and Rights at Work of 1998: (1) the freedom of association and the effective recognition of the right to collective bargaining; (2) the elimination of all forms of forced or compulsory labor; (3) the effective abolition of child labor; and (4) the elimination of discrimination in respect of employment and occupation.

8 In this category, we include measures of criminal victimization, such as homicide, kidnapping, burglary, armed robbery, extortion, and fraud.

TABLE 1: THE WORLD JUSTICE PROJECT RULE OF LAW INDEX

The four universal principles which comprise the WJP's notion of the rule of law are further developed in the nine factors of the WJP Rule of Law Index.



Factor 1: Constraints on Government Powers

- 1.1 Government powers are effectively limited by the legislature
- 1.2 Government powers are effectively limited by the judiciary
- 1.3 Government powers are effectively limited by independent auditing and review
- 1.4 Government officials are sanctioned for misconduct
- 1.5 Government powers are subject to non-governmental checks
- 1.6 Transition of power is subject to the law



Factor 2: Absence of Corruption

- 2.1 Government officials in the executive branch do not use public office for private gain
- 2.2 Government officials in the judicial branch do not use public office for private gain
- 2.3 Government officials in the police and the military do not use public office for private gain
- 2.4 Government officials in the legislative branch do not use public office for private gain



Factor 3: Open Government

- 3.1 The laws are publicized and accessible
- 3.2 The laws are stable
- 3.3 Right to petition the government and public participation
- 3.4 Official information is available on request



Factor 4: Fundamental Rights

- 4.1 Equal treatment and absence of discrimination
- 4.2 The right to life and security of the person is effectively guaranteed
- 4.3 Due process of law and rights of the accused
- 4.4 Freedom of opinion and expression is effectively guaranteed
- 4.5 Freedom of belief and religion is effectively guaranteed
- 4.6 Freedom from arbitrary interference with privacy is effectively guaranteed
- 4.7 Freedom of assembly and association is effectively guaranteed
- 4.8 Fundamental labor rights are effectively guaranteed



Factor 5: Order and Security

- 5.1 Crime is effectively controlled
- 5.2 Civil conflict is effectively limited
- 5.3 People do not resort to violence to redress personal grievances



Factor 6: Regulatory Enforcement

- 6.1 Government regulations are effectively enforced
- 6.2 Government regulations are applied and enforced without improper influence
- 6.3 Administrative proceedings are conducted without unreasonable delay
- 6.4 Due process is respected in administrative proceedings
- 6.5 The government does not expropriate without adequate compensation



Factor 7: Civil Justice

- 7.1 People can access and afford civil justice
- 7.2 Civil justice is free of discrimination
- 7.3 Civil justice is free of corruption
- 7.4 Civil justice is free of improper government influence
- 7.5 Civil justice is not subject to unreasonable delay
- 7.6 Civil justice is effectively enforced
- 7.7 ADR is accessible, impartial, and effective



Factor 8: Criminal Justice

- 8.1 Criminal investigation system is effective
- 8.2 Criminal adjudication system is timely and effective
- 8.3 Correctional system is effective in reducing criminal behavior
- 8.4 Criminal system is impartial
- 8.5 Criminal system is free of corruption
- 8.6 Criminal system is free of improper government influence
- 8.7 Due process of law and rights of the accused



Factor 9: Informal Justice

- 9.1 Informal justice is timely and effective
- 9.2 Informal justice is impartial and free of improper influence
- 9.3 Informal justice respects and protects fundamental rights

Factor 6: Regulatory Enforcement

Factor 6 measures the extent to which regulations are fairly and effectively implemented and enforced. Regulations, both legal and administrative, structure behaviors within and outside of the government. Strong rule of law adherence requires that these regulations and administrative provisions are enforced effectively (6.1), and are applied and enforced without improper influence by public officials or private interests (6.2). Additionally, strong rule of law requires that administrative proceedings are conducted timely, without unreasonable delays (6.3); that due process is respected in administrative proceedings (6.4); and that there is no expropriation of private property without adequate compensation (6.5).

This factor does not assess which activities a government chooses to regulate, nor does it consider how much regulation of a particular activity is appropriate. Rather, it examines how regulations are implemented and enforced. To facilitate comparisons, this factor considers areas that all countries regulate to one degree or another, such as public health, workplace safety, environmental protection, and commercial activity.

Factor 7: Civil Justice

Factor 7 measures whether ordinary people can resolve their grievances peacefully and effectively through the civil justice system. The delivery of effective civil justice requires that the system be accessible and affordable (7.1), and the system be free of discrimination (7.2), as well as be free of corruption (7.3), and without improper influence by public officials (7.4). The delivery of effective civil justice also necessitates that court proceedings are conducted in a timely manner that is not subject to unreasonable delays (7.5), and that judgments are enforced effectively (7.6). Finally, recognizing the value of Alternative Dispute Resolution mechanisms (ADRs), this factor also measures the accessibility, impartiality, and efficiency of mediation and arbitration systems that enable parties to resolve civil disputes (7.7).

Factor 8: Criminal Justice

Factor 8 evaluates the criminal justice system. An effective criminal justice system is a key aspect of the rule of law, as it constitutes the conventional mechanism to redress grievances and bring action against individuals for offenses against society. Effective criminal justice systems are capable of investigating and adjudicating criminal offenses successfully and in a timely manner (8.1 and 8.2) through a system that is impartial and non-discriminatory (8.4), and is free of corruption and improper government influence (8.5 and 8.6), all while ensuring that the rights of both victims

and the accused are effectively protected (8.7).⁹ The delivery of effective criminal justice also necessitates correctional systems that effectively reduce criminal behavior (8.3). Accordingly, an assessment of the delivery of criminal justice should take into consideration the entire system, including the police, lawyers, prosecutors, judges, and prison officers.

Factor 9: Informal Justice

Finally, Factor 9 concerns the role played in many countries by customary and 'informal' systems of justice - including traditional, tribal, and religious courts, and community-based systems - in resolving disputes. These systems often play a large role in cultures in which formal legal institutions fail to provide effective remedies for large segments of the population, or when formal institutions are perceived as remote, corrupt, or ineffective. This factor covers three concepts: whether these dispute resolution systems are timely and effective (9.1); whether they are impartial and free of improper influence (9.2); and the extent to which these systems respect and protect fundamental rights (9.3).¹⁰

MEASURING THE RULE OF LAW

The analytical framework discussed above provides the roadmap for developing the indicators that measure adherence to the rule of law. These indicators – presented in the form of scores and rankings – are constructed from over five hundred variables drawn from two novel data sources collected by the World Justice Project in each country: (1) a general population poll (GPP) conducted by leading local polling companies using a representative sample of 1,000 respondents in the three largest cities; and (2) qualified respondents' questionnaires (QRQ) consisting of closed-ended questions completed by in-country practitioners and academics with expertise in civil and commercial law, criminal justice, labor law, and public health. Taken together, these two data sources provide up-to-date firsthand information from a large number of people on their experiences and perceptions concerning their dealing with the government, the police, and the courts, as well as the openness and accountability of the state, the extent of corruption, and the magnitude of common crimes to which the general public is exposed.¹¹ These data

⁹ Sub-factor 8.7 includes the presumption of innocence and the opportunity to submit and challenge evidence before public proceedings; freedom from arbitrary arrest, detention, torture and abusive treatment; and access to legal counsel and translators.

¹⁰ Significant effort has been devoted during the last four years to collecting data on informal justice in a dozen countries. Nonetheless, the complexities of these systems and the difficulties of measuring their fairness and effectiveness in a manner that is both systematic and comparable across countries, make assessments extraordinarily challenging. Although the WJP has collected data on this dimension, it is not included in the aggregated scores and rankings.

¹¹ On top of the variables drawn from the QRQ and the GPP, some variables from third-party sources have been incorporated into this version of the Index to account for certain conduct, such as terrorist bombings and battle-related deaths, which may not be captured through general population polls or expert opinion. These variables include, among others, the number of events and deaths resulting from high-casualty terrorist bombings (from the Center for Systemic Peace), the number of battle-related deaths, and the number of casualties resulting from "one-sided violence" (from the Uppsala Conflict Data Program). These indicators are proxies for civil conflict (sub-factor 5.2).

BOX 3: THE WJP RULE OF LAW INDEX METHODOLOGY IN A NUTSHELL

The production of the WJP Rule of Law Index may be summarized in eleven steps:



are processed, normalized on a 0-1 scale, and aggregated from the variable level all the way up to the factor level for each country, and then to an overall score and ranking using the data map and weights reported in Botero and Ponce (2012).

The WJP has produced the Rule of Law Index for the last four years. During this time, country coverage has increased, and the surveys and indicators that comprise it have evolved to better reflect the rule of law landscape of countries around the world. The 2014 surveys and indicators are closely aligned with those used in the previous edition. This year's report, however, introduces a measure to illustrate whether the rule of law in a country, as measured through the factors of the WJP Rule of Law Index, changed over the course of the past year. This measure is presented in the form of arrows, and represents a summary of rigorous statistical testing based on the use of bootstrapping procedures (see Data section). The 2014 WJP Rule of Law Index report also includes two new countries (Afghanistan and Myanmar), achieving a record of 99 countries and jurisdictions that account for more than 90 percent of the world's population.

The country scores and rankings presented in this report are based on data collected and analyzed during the third quarter of 2013, with the exception of general population data for the countries indexed in 2011 and 2012, which were gathered during the spring of 2011, and the spring of 2012. A detailed description of the process by which data is collected and the rule of law is measured is provided in the Methodology section of this report, and in Botero and Ponce (2012).

USING THE WJP RULE OF LAW INDEX

The WJP Rule of Law Index has been designed to offer a reliable and independent data source for policy makers, businesses, non-governmental organizations, and other constituencies to assess a nation's adherence to the rule of law as perceived and experienced by the average person; identify a nation's strengths and weaknesses in comparison to similarly situated countries; and track changes over time. The Index has been designed to include several features that set it apart from other indices and make it valuable for a large number of countries, thus providing a powerful resource that can inform policy debates both within and across countries. However, the Index's findings must be interpreted in light of certain inherent limitations.

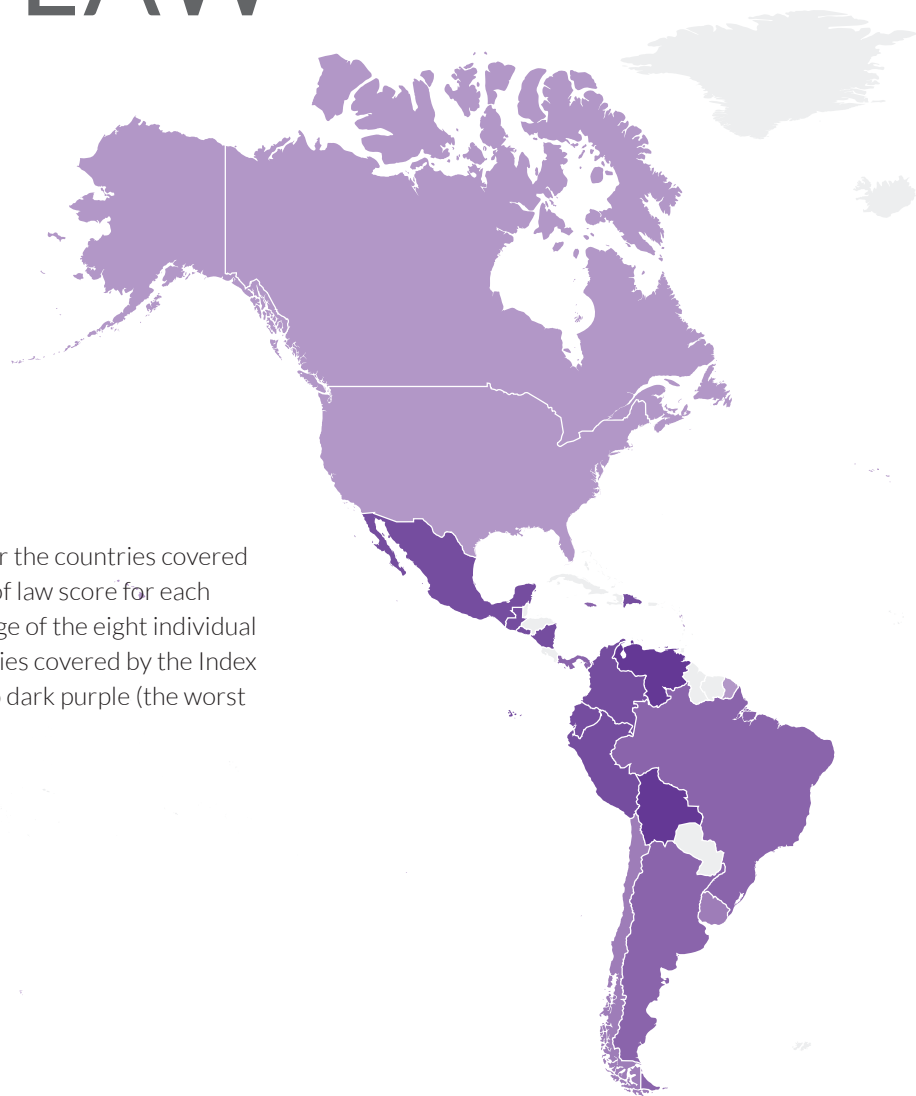
1. The WJP Rule of Law Index does not identify priorities for reform, and is not intended to establish causation or to ascertain the complex relationship among different rule of law dimensions in various countries.

2. The Index's rankings and scores are the product of a rigorous data collection and aggregation methodology. Nonetheless, as with all measures, they are subject to measurement error.¹²
3. Given the uncertainty associated with picking a particular sample of respondents, standard errors have been calculated using bootstrapping methods to test whether the annual changes in the factor scores are statistically significant.
4. Indices and indicators are subject to potential abuse and misinterpretation. Once released to the public, they can take on a life of their own and be used for purposes unanticipated by their creators. If data is taken out of context, it can lead to unintended or erroneous policy decisions.
5. Rule of law concepts measured by the Index may have different meanings across countries. Users are encouraged to consult the specific definitions of the variables employed in the construction of the Index, which are discussed in greater detail in Botero and Ponce (2012).
6. The Index is generally intended to be used in combination with other instruments, both quantitative and qualitative. Just as in the areas of health or economics, no single index conveys a full picture of a country's situation. Policymaking in the area of rule of law requires careful consideration of all relevant dimensions - which may vary from country to country - and a combination of sources, instruments, and methods.
7. Pursuant to the sensitivity analysis of the Index data conducted in collaboration with the Econometrics and Applied Statistics Unit of the European Commission's Joint Research Centre, confidence intervals have been calculated for all figures included in the WJP Rule of Law Index 2014. These confidence intervals and other relevant considerations regarding measurement error are reported in Saisana and Saltelli (2014) and Botero and Ponce (2012).

¹² Users of the Index for policy debate who wish to have a thorough understanding of its methodology are encouraged to review the following papers: (a) Botero, J and Ponce, A. (2012) "Measuring the Rule of Law", and (b) Saisana, M and Saltelli, A. (2014) "Statistical Audit of the WJP Rule of Law Index", available online at: www.worldjusticeproject.org.

Overall Scores and Rankings

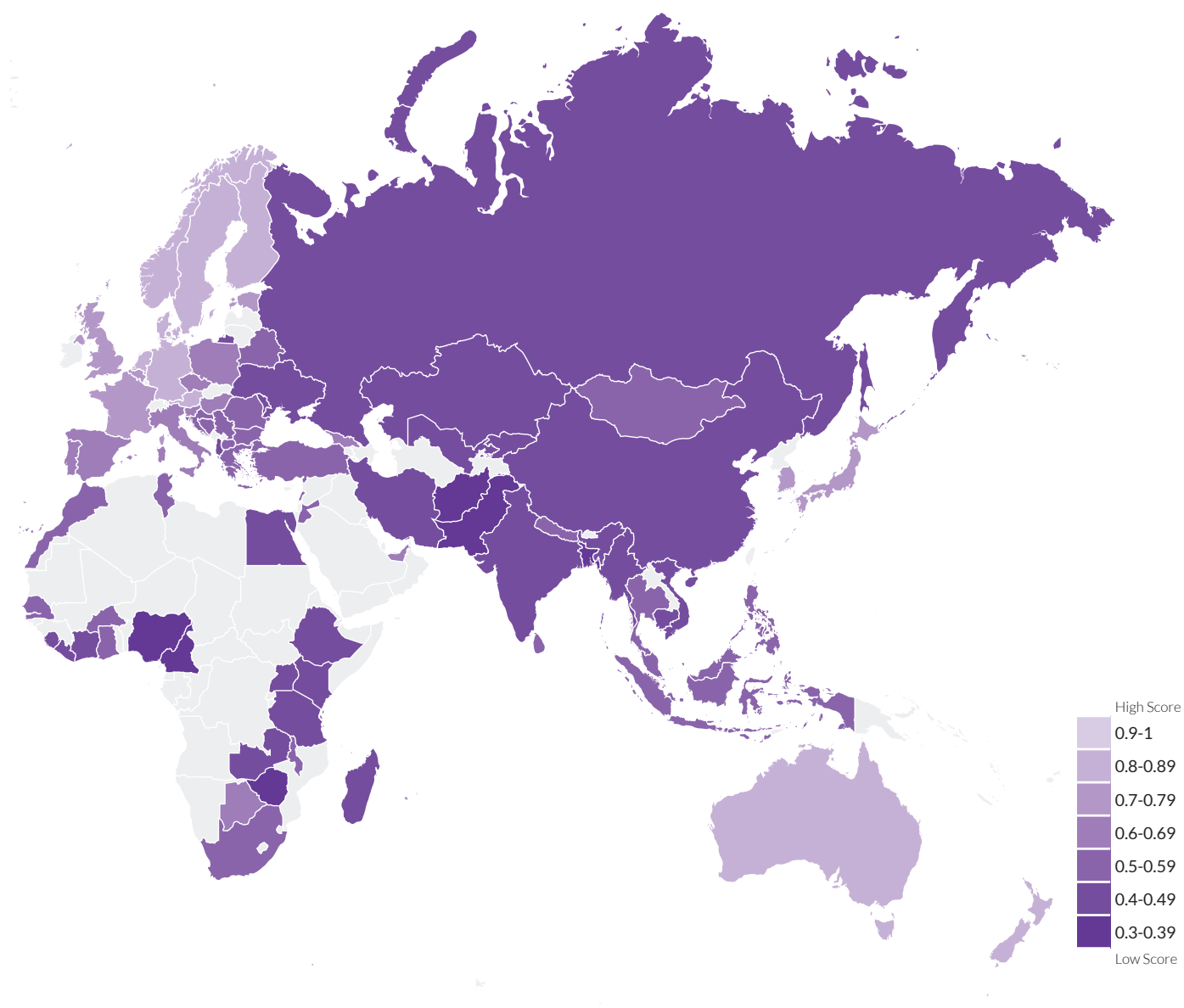
THE GLOBAL RULE OF LAW



OVERALL SCORES AND RANKINGS

This map shows the overall rule of law scores for the countries covered by the WJP Rule of Law Index. The overall rule of law score for each country is calculated by taking the simple average of the eight individual factors, listed in the table on page 8. The countries covered by the Index range from light purple (the best performers) to dark purple (the worst performers.)

Rank	Country	Score									
1	Denmark	0.88	14	Republic of Korea	0.77	27	United Arab Emirates	0.65	40	South Africa	0.55
2	Norway	0.88	15	Estonia	0.76	28	Slovenia	0.65	41	Tunisia	0.55
3	Sweden	0.85	16	Hong Kong SAR, China	0.76	29	Italy	0.63	42	Brazil	0.54
4	Finland	0.84	17	Belgium	0.76	30	Hungary	0.61	43	Senegal	0.54
5	Netherlands	0.83	18	France	0.74	31	Georgia	0.60	44	Bulgaria	0.53
6	New Zealand	0.83	19	United States	0.71	32	Greece	0.59	45	Jamaica	0.53
7	Austria	0.82	20	Uruguay	0.69	33	Romania	0.59	46	Indonesia	0.52
8	Australia	0.80	21	Chile	0.68	34	Macedonia, FYR	0.58	47	Thailand	0.52
9	Germany	0.80	22	Poland	0.67	35	Malaysia	0.58	48	Sri Lanka	0.52
10	Singapore	0.79	23	Czech Republic	0.67	36	Croatia	0.57	49	Lebanon	0.51
11	Canada	0.78	24	Spain	0.67	37	Ghana	0.57	50	Belarus	0.51
12	Japan	0.78	25	Botswana	0.67	38	Jordan	0.57	51	Mongolia	0.51
13	United Kingdom	0.78	26	Portugal	0.66	39	Bosnia and Herzegovina	0.55	52	Morocco	0.51



53	Burkina Faso	0.51	66	India	0.48	79	Mexico	0.45	92	Bangladesh	0.39
54	Serbia	0.51	67	Dominican Republic	0.47	80	Russia	0.45	93	Nigeria	0.39
55	Malawi	0.51	68	Ukraine	0.47	81	Madagascar	0.45	94	Bolivia	0.39
56	Panama	0.50	69	Tanzania	0.47	82	Iran	0.44	95	Cameroon	0.39
57	Nepal	0.50	70	Zambia	0.47	83	Guatemala	0.44	96	Pakistan	0.36
58	Argentina	0.50	71	Kazakhstan	0.47	84	Sierra Leone	0.44	97	Zimbabwe	0.34
59	Turkey	0.50	72	Cote d'Ivoire	0.46	85	Nicaragua	0.43	98	Afghanistan	0.34
60	Philippines	0.50	73	Uzbekistan	0.45	86	Kenya	0.43	99	Venezuela	0.31
61	Colombia	0.49	74	Egypt	0.45	87	Liberia	0.42			
62	Peru	0.49	75	Moldova	0.45	88	Ethiopia	0.42			
63	Albania	0.49	76	China	0.45	89	Myanmar	0.41			
64	El Salvador	0.48	77	Ecuador	0.45	90	Uganda	0.41			
65	Vietnam	0.48	78	Kyrgyzstan	0.45	91	Cambodia	0.40			

GLOBAL RANKINGS

OVERALL GLOBAL RANK	COUNTRY/TERRITORY	CONSTRAINTS ON GOVERNMENT POWERS	ABSENCE OF CORRUPTION	OPEN GOVERNMENT	FUNDAMENTAL RIGHTS	ORDER & SECURITY	REGULATORY ENFORCEMENT	CIVIL JUSTICE	CRIMINAL JUSTICE
1	Denmark	1	1	5	2	3	2	4	3
2	Norway	2	2	1	3	19	1	1	4
3	Sweden	3	4	4	1	6	3	5	6
4	Finland	5	6	11	4	8	11	8	1
5	Netherlands	7	7	7	6	22	4	2	9
6	New Zealand	4	3	2	7	11	5	9	12
7	Austria	6	10	6	5	10	6	7	5
8	Australia	8	8	12	10	14	7	12	11
9	Germany	9	12	14	8	13	16	3	16
10	Singapore	21	5	21	26	2	8	6	2
11	Canada	13	14	3	16	15	9	13	15
12	Japan	15	11	8	20	1	12	11	18
13	United Kingdom	10	15	9	15	23	10	14	14
14	Republic of Korea	16	16	13	23	7	17	10	8
15	Estonia	12	18	15	12	24	13	15	13
16	Hong Kong SAR, China	24	9	10	29	4	15	16	10
17	Belgium	11	13	18	9	16	19	19	20
18	France	14	20	16	18	30	14	18	21
19	United States	20	21	17	27	18	22	27	22
20	Uruguay	18	19	20	19	64	18	17	42
21	Chile	17	22	19	21	61	21	26	28
22	Poland	22	27	27	24	25	26	22	17
23	Czech Republic	23	31	33	11	28	24	20	19
24	Spain	28	25	28	14	34	25	24	25
25	Botswana	25	23	22	54	26	20	28	23
26	Portugal	19	26	25	17	58	27	23	26
27	United Arab Emirates	42	17	52	73	9	23	33	7
28	Slovenia	30	32	23	13	37	28	29	27
29	Italy	26	30	39	22	50	29	36	24
30	Hungary	36	29	35	30	21	30	55	34
31	Georgia	55	24	43	51	17	31	32	36
32	Greece	29	34	34	28	49	37	25	43
33	Romania	43	41	47	25	31	45	34	29
34	Macedonia, FYR	61	37	24	38	47	44	41	37
35	Malaysia	49	28	42	85	12	48	37	33
36	Croatia	40	36	38	37	39	53	46	31
37	Ghana	27	58	37	33	57	43	35	49
38	Jordan	64	33	65	77	20	35	21	30
39	Bosnia & Herzegovina	51	55	44	32	45	49	56	32
40	South Africa	37	46	26	41	86	40	44	47
41	Tunisia	41	43	49	64	41	47	43	45
42	Brazil	32	45	36	35	71	39	50	69
43	Senegal	33	48	70	39	69	33	39	54
44	Bulgaria	58	64	51	36	36	57	45	56
45	Jamaica	34	50	59	44	74	32	64	53
46	Indonesia	31	80	29	65	42	46	67	71
47	Thailand	63	40	50	52	48	62	89	35
48	Sri Lanka	54	39	41	56	59	69	80	38
49	Lebanon	44	70	62	43	43	66	70	55
50	Belarus	95	38	79	83	33	42	30	50
51	Mongolia	53	71	93	45	38	70	48	39
52	Morocco	46	62	46	84	44	36	51	81
53	Burkina Faso	76	54	71	50	65	34	42	64
54	Serbia	65	67	48	40	51	65	71	58
55	Malawi	60	65	80	58	68	77	31	40
56	Panama	75	57	31	46	62	55	69	65
57	Nepal	45	73	61	48	55	56	75	52
58	Argentina	71	47	56	31	83	73	40	70
59	Turkey	72	35	69	78	67	38	47	62
60	Philippines	39	44	55	67	56	60	82	73
61	Colombia	47	61	40	61	89	50	54	79
62	Peru	38	79	63	34	78	61	83	67
63	Albania	68	83	60	49	53	64	53	75
64	El Salvador	66	53	84	42	70	52	62	90
65	Vietnam	86	59	77	71	32	86	73	41
66	India	35	72	30	63	95	81	90	48
67	Dominican Republic	67	77	45	47	87	76	60	66
68	Ukraine	84	94	53	55	27	84	49	83
69	Tanzania	52	74	72	70	90	74	61	44
70	Zambia	57	68	66	86	63	72	65	77
71	Kazakhstan	93	60	87	74	35	63	66	61
72	Cote d'Ivoire	77	69	88	72	85	58	57	60
73	Uzbekistan	97	81	78	95	5	59	58	59
74	Egypt	74	52	64	90	66	75	84	57
75	Moldova	79	88	58	68	40	79	76	82
76	China	92	49	74	96	29	78	79	51
77	Ecuador	85	51	75	62	91	54	77	86
78	Kyrgyzstan	70	96	73	66	52	68	74	85
79	Mexico	48	78	32	60	96	51	88	97
80	Russia	89	66	67	79	75	67	68	76
81	Madagascar	83	84	68	76	46	82	78	80
82	Iran	90	42	90	99	77	41	38	63
83	Guatemala	59	76	57	57	92	85	93	93
84	Sierra Leone	50	82	98	59	88	87	63	88
85	Nicaragua	96	75	54	69	72	71	91	78
86	Kenya	62	93	83	80	79	80	72	84
87	Liberia	56	85	86	53	93	96	87	87
88	Ethiopia	91	56	94	94	73	89	85	46
89	Myanmar	82	63	96	97	60	92	86	89
90	Uganda	81	89	92	93	84	90	59	72
91	Cambodia	94	86	82	82	54	94	97	95
92	Bangladesh	80	95	85	87	76	91	92	94
93	Nigeria	69	97	76	88	98	83	52	91
94	Bolivia	88	87	81	75	82	88	96	98
95	Cameroon	87	98	91	81	80	93	95	92
96	Pakistan	73	91	95	92	99	95	94	68
97	Zimbabwe	98	92	99	98	81	98	81	74
98	Afghanistan	78	99	89	91	97	97	99	96
99	Venezuela	99	90	97	89	94	99	98	99

World Maps of the Rule of Law by Factor



Factor 1: Constraints on Government Powers

At its heart, the rule of law defines and limits the power of those who govern. Modern societies have developed systems of checks and balances, including constitutional, institutional and non-governmental, to limit the reach of excessive government power and hold the government and its officials and agents accountable. These checks and balances take many forms in various countries around the world: they do not operate solely in systems marked by a formal separation of powers, nor are they necessarily codified in law. What is essential is that the authority is distributed in a manner that ensures no single organ of government has the ability to exercise unchecked power, and that its agents are held accountable under the law for their actions. Unchecked government power may lead to abuse of authority, preferential treatment towards special groups, wasted resources, and ineffectiveness in achieving the most basic purposes of government.

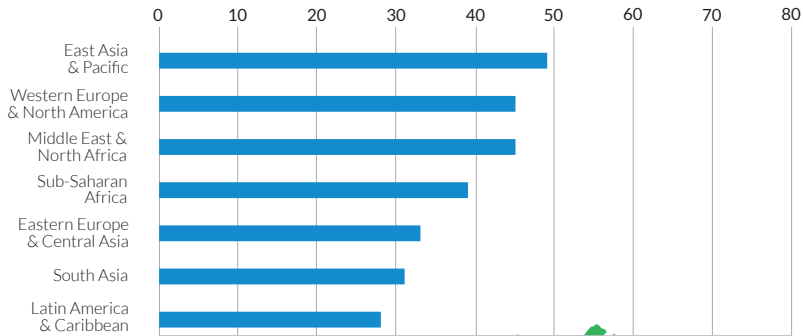
Factor 1 of the WJP Rule of Law Index assesses the effectiveness of the institutional checks on government power by looking at the performance of legislative and judicial oversight, and independent auditing and review agencies, as well as the effectiveness of non-governmental oversight by the media and civil society, which serve an important role in monitoring government actions and holding officials accountable. It also examines the extent to which transitions of power occur in accordance with the law, as well as the extent to which government officials are held accountable for official misconduct.



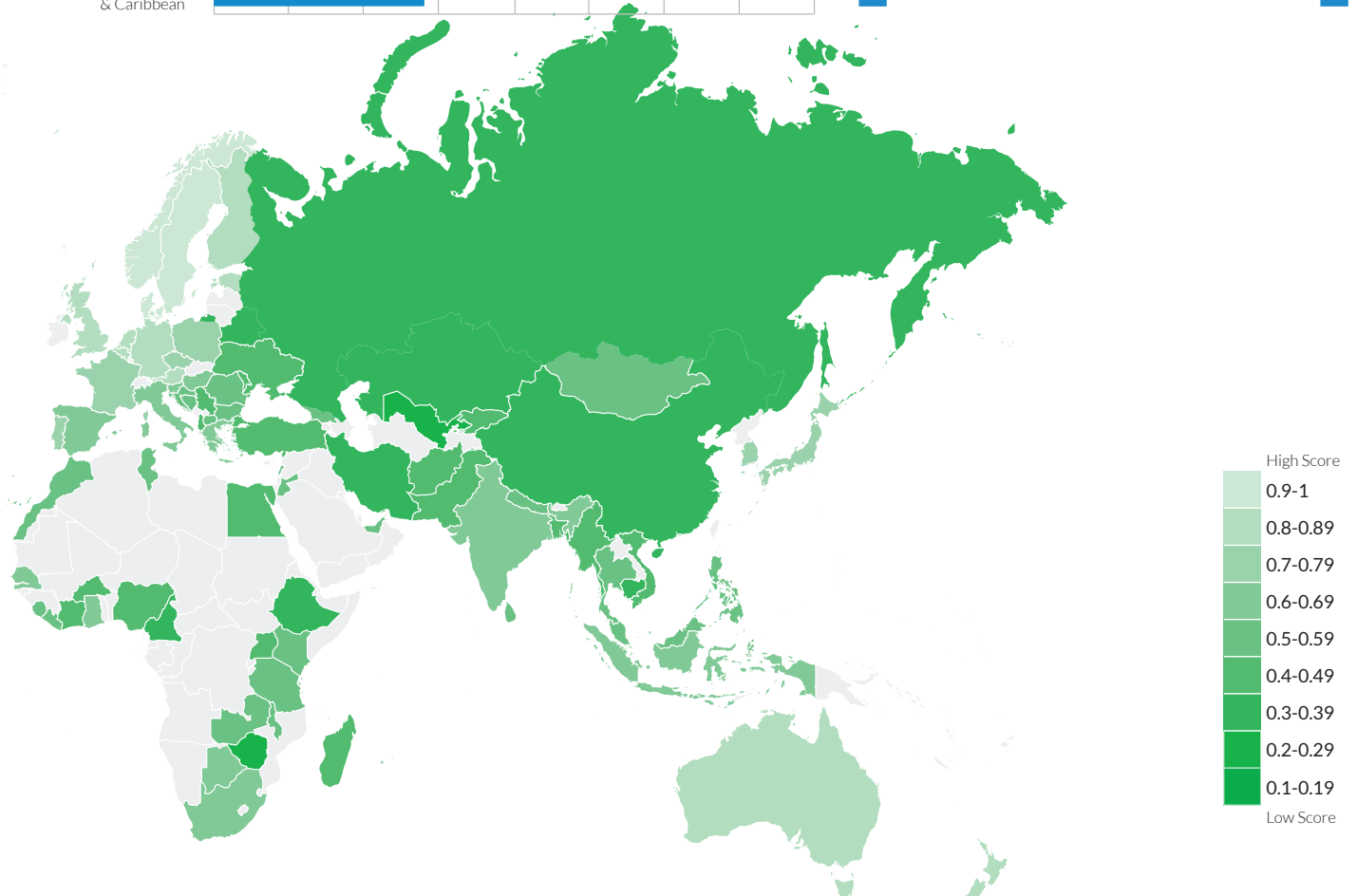
Rank	Country	Score									
1	Denmark	0.94	14	France	0.79	27	Ghana	0.68	40	Croatia	0.58
2	Norway	0.90	15	Japan	0.76	28	Spain	0.68	41	Tunisia	0.58
3	Sweden	0.90	16	Republic of Korea	0.76	29	Greece	0.66	42	United Arab Emirates	0.58
4	New Zealand	0.88	17	Chile	0.76	30	Slovenia	0.65	43	Romania	0.58
5	Finland	0.88	18	Uruguay	0.75	31	Indonesia	0.64	44	Lebanon	0.57
6	Austria	0.86	19	Portugal	0.74	32	Brazil	0.63	45	Nepal	0.56
7	Netherlands	0.86	20	United States	0.74	33	Senegal	0.63	46	Morocco	0.56
8	Australia	0.86	21	Singapore	0.73	34	Jamaica	0.62	47	Colombia	0.55
9	Germany	0.83	22	Poland	0.73	35	India	0.61	48	Mexico	0.55
10	United Kingdom	0.81	23	Czech Republic	0.72	36	Hungary	0.61	49	Malaysia	0.55
11	Belgium	0.81	24	Hong Kong SAR, China	0.72	37	South Africa	0.61	50	Sierra Leone	0.55
12	Estonia	0.80	25	Botswana	0.69	38	Peru	0.60	51	Bosnia and Herzegovina	0.54
13	Canada	0.80	26	Italy	0.69	39	Philippines	0.59	52	Tanzania	0.54

Impunity around the world

% of respondents replying that a high-ranking government officer exposed to be taking government money would be prosecuted and punished.



This graph shows the percentage of respondents replying that a high-ranking government officer exposed to be taking government money for personal benefit would be prosecuted and punished. Respondents from Western Europe & North America have the highest expectation of punishment at 51%, while respondents from Latin America & the Caribbean have the lowest expectations of punishment at 28%.



53 Mongolia	0.53	66 El Salvador	0.49	79 Moldova	0.43	92 China	0.35
54 Sri Lanka	0.53	67 Dominican Republic	0.48	80 Bangladesh	0.41	93 Kazakhstan	0.35
55 Georgia	0.53	68 Albania	0.47	81 Uganda	0.41	94 Cambodia	0.34
56 Liberia	0.53	69 Nigeria	0.47	82 Myanmar	0.41	95 Belarus	0.34
57 Zambia	0.53	70 Kyrgyzstan	0.47	83 Madagascar	0.41	96 Nicaragua	0.31
58 Bulgaria	0.53	71 Argentina	0.47	84 Ukraine	0.41	97 Uzbekistan	0.29
59 Guatemala	0.52	72 Turkey	0.46	85 Ecuador	0.40	98 Zimbabwe	0.25
60 Malawi	0.52	73 Pakistan	0.46	86 Vietnam	0.40	99 Venezuela	0.17
61 Macedonia, FYR	0.52	74 Egypt	0.45	87 Cameroon	0.39		
62 Kenya	0.51	75 Panama	0.45	88 Bolivia	0.38		
63 Thailand	0.50	76 Burkina Faso	0.45	89 Russia	0.36		
64 Jordan	0.50	77 Cote d'Ivoire	0.44	90 Iran	0.36		
65 Serbia	0.49	78 Afghanistan	0.43	91 Ethiopia	0.35		



Factor 2: Absence of Corruption

The absence of corruption – conventionally defined as the use of public power for private gain – is one of the hallmarks of a society governed by the rule of law, as corruption is a manifestation of the extent to which government officials abuse their power for their own interest. Corruption can take many forms – including bribery, nepotism, extortion, fraud, embezzlement, and involvement of organized crime – and may involve a variety of public servants. Corruption is costly for citizens: it siphons off scarce resources, introduces inefficiencies and inequities in public service delivery, lowers regulatory compliance, weakens accountability, curtails the public’s opportunities for participation, undermines the government’s credibility, and leads to injustice. Addressing corruption is a complicated political endeavor requiring creative thinking and a coordinated effort by numerous stakeholders, including government, businesses, academia, and the civil society at large.

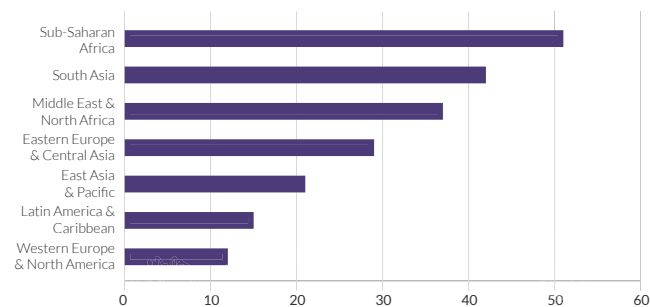
The WJP Rule of Law Index considers three forms of corruption: bribery, improper influence by public or private interests, and misappropriation of public funds or other resources (embezzlement). These three forms of corruption are examined with respect to government officers in the executive branch, the judiciary, the military and police, and the legislature, and encompass a range of possible situations in which corruption – from petty bribery to major kinds of fraud – can occur, from the provision of public services, to the procurement processes, to the enforcement of regulations.



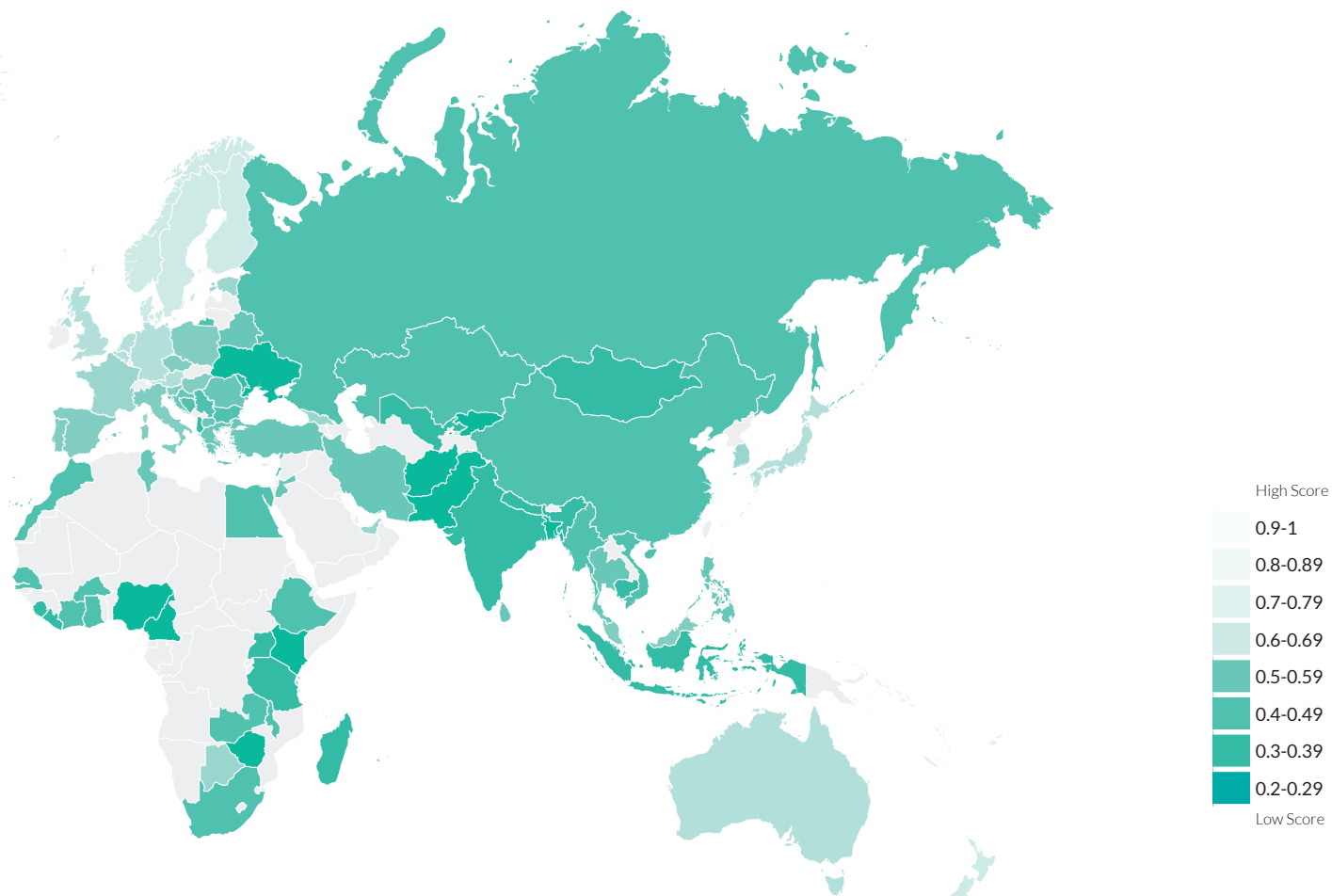
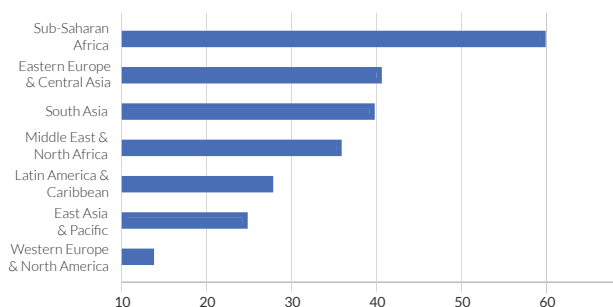
Rank	Country	Score									
1	Denmark	0.96	14	Canada	0.81	27	Poland	0.66	40	Thailand	0.51
2	Norway	0.94	15	United Kingdom	0.80	28	Malaysia	0.64	41	Romania	0.50
3	New Zealand	0.91	16	Republic of Korea	0.79	29	Hungary	0.64	42	Iran	0.50
4	Sweden	0.91	17	United Arab Emirates	0.79	30	Italy	0.60	43	Tunisia	0.50
5	Singapore	0.90	18	Estonia	0.78	31	Czech Republic	0.60	44	Philippines	0.50
6	Finland	0.90	19	Uruguay	0.78	32	Slovenia	0.60	45	Brazil	0.50
7	Netherlands	0.88	20	France	0.78	33	Jordan	0.57	46	South Africa	0.49
8	Australia	0.86	21	United States	0.75	34	Greece	0.56	47	Argentina	0.49
9	Hong Kong SAR, China	0.85	22	Chile	0.73	35	Turkey	0.55	48	Senegal	0.48
10	Austria	0.84	23	Botswana	0.73	36	Croatia	0.54	49	China	0.48
11	Japan	0.84	24	Georgia	0.71	37	Macedonia, FYR	0.53	50	Jamaica	0.48
12	Germany	0.83	25	Spain	0.69	38	Belarus	0.53	51	Ecuador	0.47
13	Belgium	0.81	26	Portugal	0.69	39	Sri Lanka	0.53	52	Egypt	0.46

Bribery

% of respondents who had to pay a bribe when stopped by the police.



% of respondents who had to pay a bribe while requesting a government permit.



53 El Salvador	0.46	66 Russia	0.42	79 Peru	0.36	92 Zimbabwe	0.28
54 Burkina Faso	0.45	67 Serbia	0.41	80 Indonesia	0.36	93 Kenya	0.28
55 Bosnia and Herzegovina	0.45	68 Zambia	0.41	81 Uzbekistan	0.35	94 Ukraine	0.28
56 Ethiopia	0.45	69 Cote d'Ivoire	0.41	82 Sierra Leone	0.35	95 Bangladesh	0.27
57 Panama	0.44	70 Lebanon	0.40	83 Albania	0.34	96 Kyrgyzstan	0.27
58 Ghana	0.44	71 Mongolia	0.39	84 Madagascar	0.34	97 Nigeria	0.26
59 Vietnam	0.44	72 India	0.39	85 Liberia	0.34	98 Cameroon	0.26
60 Kazakhstan	0.43	73 Nepal	0.38	86 Cambodia	0.33	99 Afghanistan	0.24
61 Colombia	0.43	74 Tanzania	0.38	87 Bolivia	0.32		
62 Morocco	0.43	75 Nicaragua	0.38	88 Moldova	0.32		
63 Myanmar	0.43	76 Guatemala	0.37	89 Uganda	0.30		
64 Bulgaria	0.43	77 Dominican Republic	0.37	90 Venezuela	0.30		
65 Malawi	0.43	78 Mexico	0.37	91 Pakistan	0.29		



Factor 3: Open Government

An open government – conventionally understood as a government that is transparent, accessible, participatory, collaborative, and responsive – is fundamental to establishing the rule of law. An open government fosters citizens' participation in decision making, shares information, and empowers people with tools to hold the government accountable. Openness ultimately enhances the government's legitimacy among the population.

Factor 3 of the WJP Rule of Law Index assesses the extent to which the society has clear, publicized, accessible, and stable laws; whether administrative proceedings are open to public participation; and whether official information, including drafts of laws and regulations, is available to the public. Clear, stable, and publicized laws allow the public to know what the law is and what conduct is permitted and prohibited. Public participation provides citizens with a voice in decision-making processes that may impact their lives. Finally, access to information provides citizens with knowledge to address public issues, scrutinize the government, and demand accountability.

During the past few years, governments around the world have taken new steps to become more transparent, responsive, and participatory. The Open Government Partnership, which 62 countries have joined since 2011, is representative of this global trend.

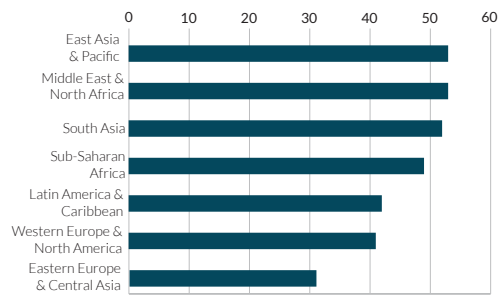


Rank	Country	Score									
1	Norway	0.85	14	Germany	0.73	27	Poland	0.56	40	Colombia	0.49
2	New Zealand	0.83	15	Estonia	0.71	28	Spain	0.55	41	Sri Lanka	0.48
3	Canada	0.82	16	France	0.70	29	Indonesia	0.54	42	Malaysia	0.48
4	Sweden	0.82	17	United States	0.70	30	India	0.53	43	Georgia	0.48
5	Denmark	0.79	18	Belgium	0.67	31	Panama	0.52	44	Bosnia and Herzegovina	0.48
6	Austria	0.78	19	Chile	0.65	32	Mexico	0.52	45	Dominican Republic	0.48
7	Netherlands	0.78	20	Uruguay	0.65	33	Czech Republic	0.52	46	Morocco	0.48
8	Japan	0.77	21	Singapore	0.64	34	Greece	0.50	47	Romania	0.47
9	United Kingdom	0.77	22	Botswana	0.61	35	Hungary	0.50	48	Serbia	0.47
10	Hong Kong SAR, China	0.77	23	Slovenia	0.60	36	Brazil	0.50	49	Tunisia	0.47
11	Finland	0.76	24	Macedonia, FYR	0.60	37	Ghana	0.50	50	Thailand	0.47
12	Australia	0.75	25	Portugal	0.59	38	Croatia	0.49	51	Bulgaria	0.46
13	Republic of Korea	0.74	26	South Africa	0.58	39	Italy	0.49	52	United Arab Emirates	0.46

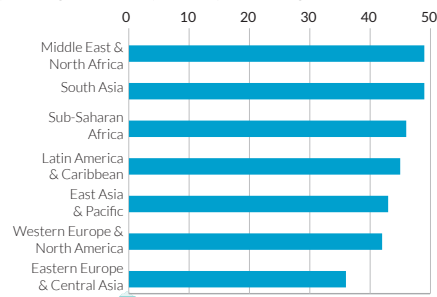
Perception of government openness

% of respondents replying that their government performs well or fairly well at:

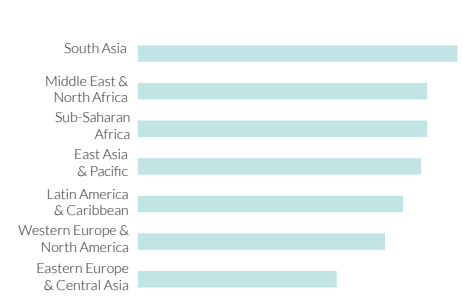
providing information about government expenditures



providing effective ways to complain about government services



responding to people's concerns about community matters



High Score

0.9-1

0.8-0.89

0.7-0.79

0.6-0.69

0.5-0.59

0.4-0.49

0.3-0.39

0.2-0.29

Low Score

53 Ukraine	0.46	66 Zambia	0.43	79 Belarus	0.39	92 Uganda	0.33
54 Nicaragua	0.45	67 Russia	0.43	80 Malawi	0.39	93 Mongolia	0.33
55 Philippines	0.45	68 Madagascar	0.42	81 Bolivia	0.38	94 Ethiopia	0.32
56 Argentina	0.45	69 Turkey	0.42	82 Cambodia	0.38	95 Pakistan	0.32
57 Guatemala	0.45	70 Senegal	0.42	83 Kenya	0.38	96 Myanmar	0.31
58 Moldova	0.44	71 Burkina Faso	0.41	84 El Salvador	0.37	97 Venezuela	0.30
59 Jamaica	0.44	72 Tanzania	0.41	85 Bangladesh	0.36	98 Sierra Leone	0.29
60 Albania	0.44	73 Kyrgyzstan	0.41	86 Liberia	0.36	99 Zimbabwe	0.24
61 Nepal	0.44	74 China	0.41	87 Kazakhstan	0.35		
62 Lebanon	0.44	75 Ecuador	0.40	88 Cote d'Ivoire	0.34		
63 Peru	0.44	76 Nigeria	0.40	89 Afghanistan	0.34		
64 Egypt	0.44	77 Vietnam	0.39	90 Iran	0.34		
65 Jordan	0.43	78 Uzbekistan	0.39	91 Cameroon	0.33		



Factor 4: Fundamental Rights

In 1948, the United Nations General Assembly adopted the Universal Declaration of Human Rights. Its Preamble explicitly recognizes the centrality of fundamental rights to the rule of law, stating that *“it is essential, if man is not to be compelled to have recourse, as a last resort, to rebellion against tyranny and oppression, that human rights should be protected by the rule of law...”*

The WJP Rule of Law Index addresses protection of fundamental rights in Factor 4, measuring how effectively countries uphold and protect a menu of rights and freedoms that are firmly established under international law. These include the right to equal treatment and the absence of discrimination; the right to life and security of the person; due process of law and rights of the accused; freedom of opinion and expression; freedom of belief and religion; the absence of arbitrary interference with privacy; freedom of assembly and association; and the protection of fundamental labor rights.

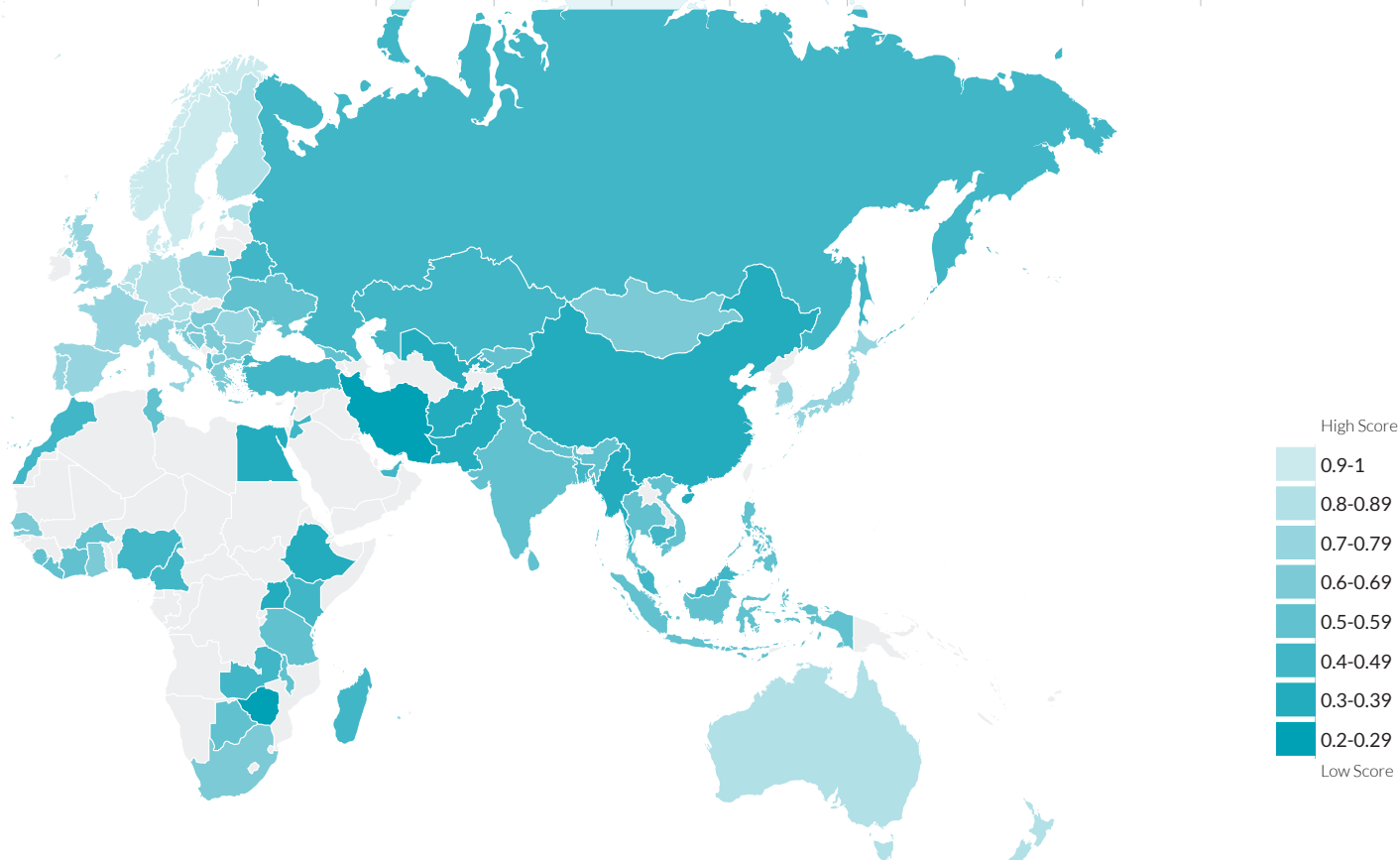
The figure on the opposite page illustrates the wide variations from region to region in the extent to which fundamental rights are effectively protected.



Rank	Country	Score									
1	Sweden	0.91	14	Spain	0.78	27	United States	0.71	40	Serbia	0.62
2	Denmark	0.90	15	United Kingdom	0.78	28	Greece	0.69	41	South Africa	0.62
3	Norway	0.90	16	Canada	0.77	29	Hong Kong SAR, China	0.68	42	El Salvador	0.62
4	Finland	0.89	17	Portugal	0.76	30	Hungary	0.68	43	Lebanon	0.62
5	Austria	0.87	18	France	0.76	31	Argentina	0.67	44	Jamaica	0.61
6	Netherlands	0.85	19	Uruguay	0.76	32	Bosnia and Herzegovina	0.67	45	Mongolia	0.61
7	New Zealand	0.84	20	Japan	0.75	33	Ghana	0.66	46	Panama	0.60
8	Germany	0.84	21	Chile	0.74	34	Peru	0.66	47	Dominican Republic	0.60
9	Belgium	0.83	22	Italy	0.73	35	Brazil	0.66	48	Nepal	0.59
10	Australia	0.82	23	Republic of Korea	0.73	36	Bulgaria	0.65	49	Albania	0.58
11	Czech Republic	0.80	24	Poland	0.72	37	Croatia	0.64	50	Burkina Faso	0.58
12	Estonia	0.80	25	Romania	0.71	38	Macedonia, FYR	0.63	51	Georgia	0.58
13	Slovenia	0.79	26	Singapore	0.71	39	Senegal	0.63	52	Thailand	0.58

Fundamental Rights around the World

Regional averages for each underlying sub-factor of Factor 4



53 Liberia	0.57	66 Kyrgyzstan	0.52	79 Russia	0.46	92 Pakistan	0.38
54 Botswana	0.57	67 Philippines	0.52	80 Kenya	0.46	93 Uganda	0.37
55 Ukraine	0.56	68 Moldova	0.51	81 Cameroon	0.46	94 Ethiopia	0.36
56 Sri Lanka	0.56	69 Nicaragua	0.51	82 Cambodia	0.46	95 Uzbekistan	0.36
57 Guatemala	0.56	70 Tanzania	0.51	83 Belarus	0.46	96 China	0.31
58 Malawi	0.55	71 Vietnam	0.50	84 Morocco	0.45	97 Myanmar	0.30
59 Sierra Leone	0.55	72 Cote d'Ivoire	0.50	85 Malaysia	0.45	98 Zimbabwe	0.29
60 Mexico	0.55	73 United Arab Emirates	0.49	86 Zambia	0.43	99 Iran	0.23
61 Colombia	0.55	74 Kazakhstan	0.48	87 Bangladesh	0.43		
62 Ecuador	0.54	75 Bolivia	0.48	88 Nigeria	0.42		
63 India	0.54	76 Madagascar	0.48	89 Venezuela	0.42		
64 Tunisia	0.54	77 Jordan	0.47	90 Egypt	0.39		
65 Indonesia	0.54	78 Turkey	0.47	91 Afghanistan	0.39		



Factor 5: Order & Security

Human security is one of the defining aspects of any rule of law society and a fundamental function of the state. Not only does violence impose wounds on society, it also prevents the achievement of other aims, such as exercising fundamental human rights, and ensuring access to opportunities and justice. It leads to instability and undermines the trust in state institutions. In extreme situations, violence might become the norm if legal rules are not enforced.

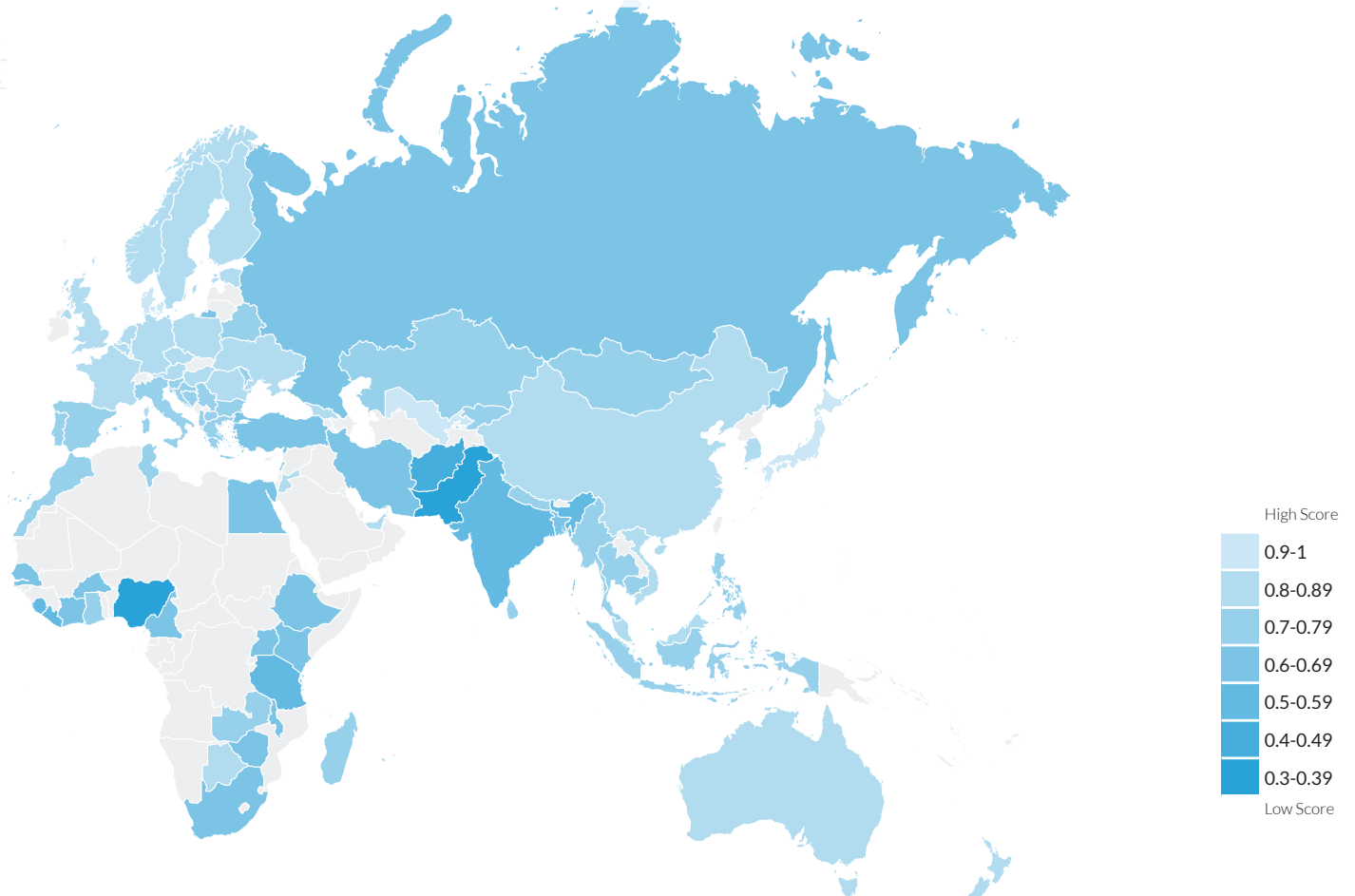
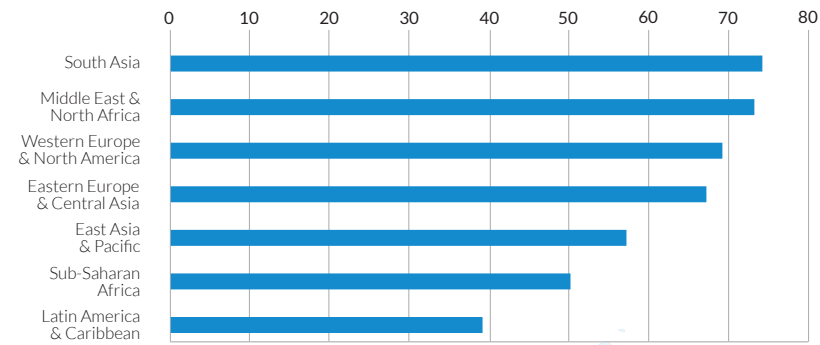
Factor 5 of the WJP Rule of Law Index measures the absence of three forms of violence: crime — particularly conventional crimes such as homicide, kidnapping, burglary, armed robbery, extortion, and fraud — political violence, including terrorism, armed conflict, and political unrest; and violence as a mean to redress personal grievances, which results from the loss of confidence in the police and the criminal justice system. Whatever the cause of violence may be, its effect on people can be devastating. That is why the rule of law necessitates that the state be effective at preventing crime and violence of every kind.



Rank	Country	Score									
1	Japan	0.92	14	Australia	0.86	27	Ukraine	0.82	40	Moldova	0.77
2	Singapore	0.91	15	Canada	0.86	28	Czech Republic	0.82	41	Tunisia	0.77
3	Denmark	0.90	16	Belgium	0.85	29	China	0.81	42	Indonesia	0.77
4	Hong Kong SAR, China	0.90	17	Georgia	0.85	30	France	0.81	43	Lebanon	0.76
5	Uzbekistan	0.90	18	United States	0.85	31	Romania	0.81	44	Morocco	0.76
6	Sweden	0.89	19	Norway	0.85	32	Vietnam	0.80	45	Bosnia and Herzegovina	0.76
7	Republic of Korea	0.89	20	Jordan	0.85	33	Belarus	0.79	46	Madagascar	0.76
8	Finland	0.89	21	Hungary	0.84	34	Spain	0.79	47	Macedonia, FYR	0.75
9	United Arab Emirates	0.89	22	Netherlands	0.84	35	Kazakhstan	0.79	48	Thailand	0.75
10	Austria	0.88	23	United Kingdom	0.84	36	Bulgaria	0.79	49	Greece	0.74
11	New Zealand	0.87	24	Estonia	0.84	37	Slovenia	0.78	50	Italy	0.74
12	Malaysia	0.87	25	Poland	0.83	38	Mongolia	0.78	51	Serbia	0.74
13	Germany	0.87	26	Botswana	0.82	39	Croatia	0.77	52	Kyrgyzstan	0.74

Perception of safety around the world

% of respondents replying that they feel very safe or safe walking in their neighborhood at night



53 Albania	0.74	66 Egypt	0.67	79 Kenya	0.63	92 Guatemala	0.54
54 Cambodia	0.73	67 Turkey	0.67	80 Cameroon	0.63	93 Liberia	0.54
55 Nepal	0.73	68 Malawi	0.67	81 Zimbabwe	0.62	94 Venezuela	0.53
56 Philippines	0.73	69 Senegal	0.67	82 Bolivia	0.61	95 India	0.51
57 Ghana	0.72	70 El Salvador	0.66	83 Argentina	0.61	96 Mexico	0.47
58 Portugal	0.72	71 Brazil	0.66	84 Uganda	0.61	97 Afghanistan	0.42
59 Sri Lanka	0.72	72 Nicaragua	0.66	85 Cote d'Ivoire	0.60	98 Nigeria	0.36
60 Myanmar	0.72	73 Ethiopia	0.66	86 South Africa	0.60	99 Pakistan	0.30
61 Chile	0.71	74 Jamaica	0.65	87 Dominican Republic	0.59		
62 Panama	0.71	75 Russia	0.64	88 Sierra Leone	0.59		
63 Zambia	0.70	76 Bangladesh	0.64	89 Colombia	0.58		
64 Uruguay	0.69	77 Iran	0.63	90 Tanzania	0.57		
65 Burkina Faso	0.69	78 Peru	0.63	91 Ecuador	0.57		



Factor 6: Regulatory Enforcement

Modern societies use enforcement of government regulations to ensure that the public interest is not subordinated to the private interests of regulated entities. Around the world, regulations vary widely due to differences in policies, institutional environments, and political choices. Whatever those choices may be, regulations are futile if they are not properly enforced by authorities. Ensuring compliance with regulations is thus a key feature of the rule of law. Effective regulatory enforcement depends, in turn, on accountability, independence, and transparency to ensure that regulatory institutions act within the limits authorized by law

The WJP Rule of Law Index addresses regulatory enforcement in Factor 6. This factor assesses the effectiveness of regulatory enforcement in practice; the presence or absence of improper influence by public officials or private interests; the timeliness of administrative proceedings; and the level of adherence to due process of law in administrative procedures. Rather than analyzing specific statutes, the WJP Index uses simple scenarios to explore the outcomes associated with activities that are regulated in all jurisdictions, such as environmental standards, public health, workplace safety regulations, and permits and licenses. This factor also addresses whether the government respects the property rights of people and corporations; refrains from the illegal seizure of private property without adequate compensation; and provides adequate compensation when property is legally expropriated.

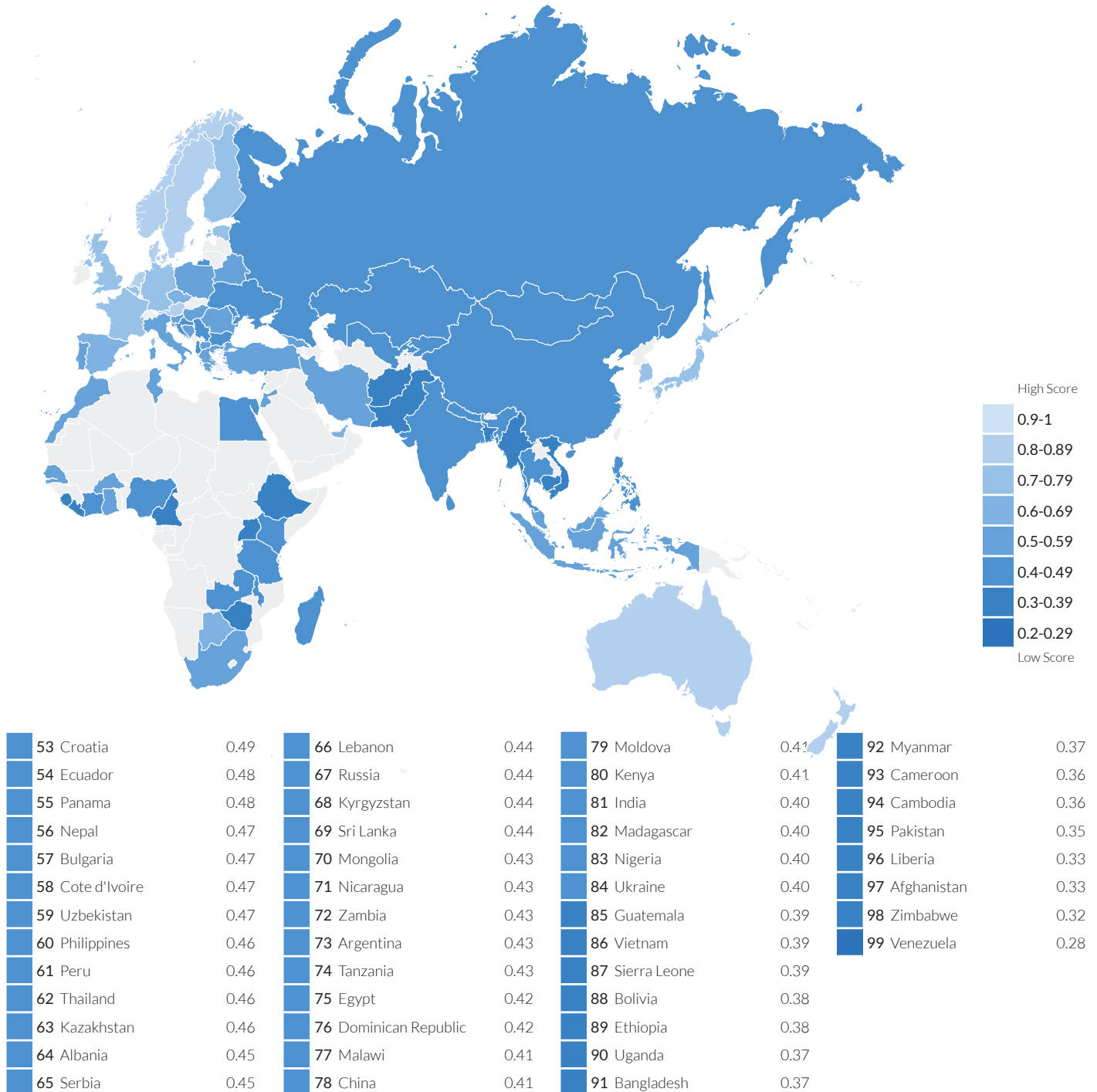
As countries engage in regulatory reforms, special efforts should be made to improve the mechanisms used to guarantee that such laws are implemented and enforced in an efficient, effective, and accountable manner.



Rank	Country	Score									
1	Norway	0.87	14	France	0.75	27	Portugal	0.59	40	South Africa	0.53
2	Denmark	0.84	15	Hong Kong SAR, China	0.74	28	Slovenia	0.59	41	Iran	0.53
3	Sweden	0.83	16	Germany	0.74	29	Italy	0.59	42	Belarus	0.53
4	Netherlands	0.82	17	Republic of Korea	0.74	30	Hungary	0.57	43	Ghana	0.53
5	New Zealand	0.81	18	Uruguay	0.73	31	Georgia	0.57	44	Macedonia, FYR	0.53
6	Austria	0.81	19	Belgium	0.71	32	Jamaica	0.56	45	Romania	0.52
7	Australia	0.80	20	Botswana	0.68	33	Senegal	0.55	46	Indonesia	0.52
8	Singapore	0.79	21	Chile	0.68	34	Burkina Faso	0.55	47	Tunisia	0.52
9	Canada	0.79	22	United States	0.67	35	Jordan	0.54	48	Malaysia	0.51
10	United Kingdom	0.78	23	United Arab Emirates	0.66	36	Morocco	0.54	49	Bosnia and Herzegovina	0.51
11	Finland	0.78	24	Czech Republic	0.63	37	Greece	0.54	50	Colombia	0.50
12	Japan	0.78	25	Spain	0.63	38	Turkey	0.54	51	Mexico	0.50
13	Estonia	0.75	26	Poland	0.59	39	Brazil	0.53	52	El Salvador	0.49

Over the course of the past year:

7 countries have improved
4 countries have deteriorated
88 countries remained the same





Factor 7: Civil Justice

In a rule of law society, ordinary people should be able to resolve their grievances and obtain remedies through formal institutions of justice in a peaceful and effective manner, rather than resorting to violence or self-help. Well-functioning civil justice systems enable people to protect their rights against infringement by others, including powerful parties and the state. As an essential component of a society where the rule of law thrives, effective civil justice systems preserve peace and contribute to cultures of personal accountability.

As understood by the World Justice Project, the delivery of effective civil justice requires that the system be accessible and affordable, as well as be free of discrimination, corruption, and improper influence by public officials. The delivery of effective civil justice also necessitates that court proceedings be conducted in a timely manner that is not subject to unreasonable delays, and that judgments are enforced effectively. Finally, if alternative dispute resolution mechanisms (ADRs) are available to divert disputes away from the courts and the legal processes, these mechanisms must be accessible, impartial, and efficient.

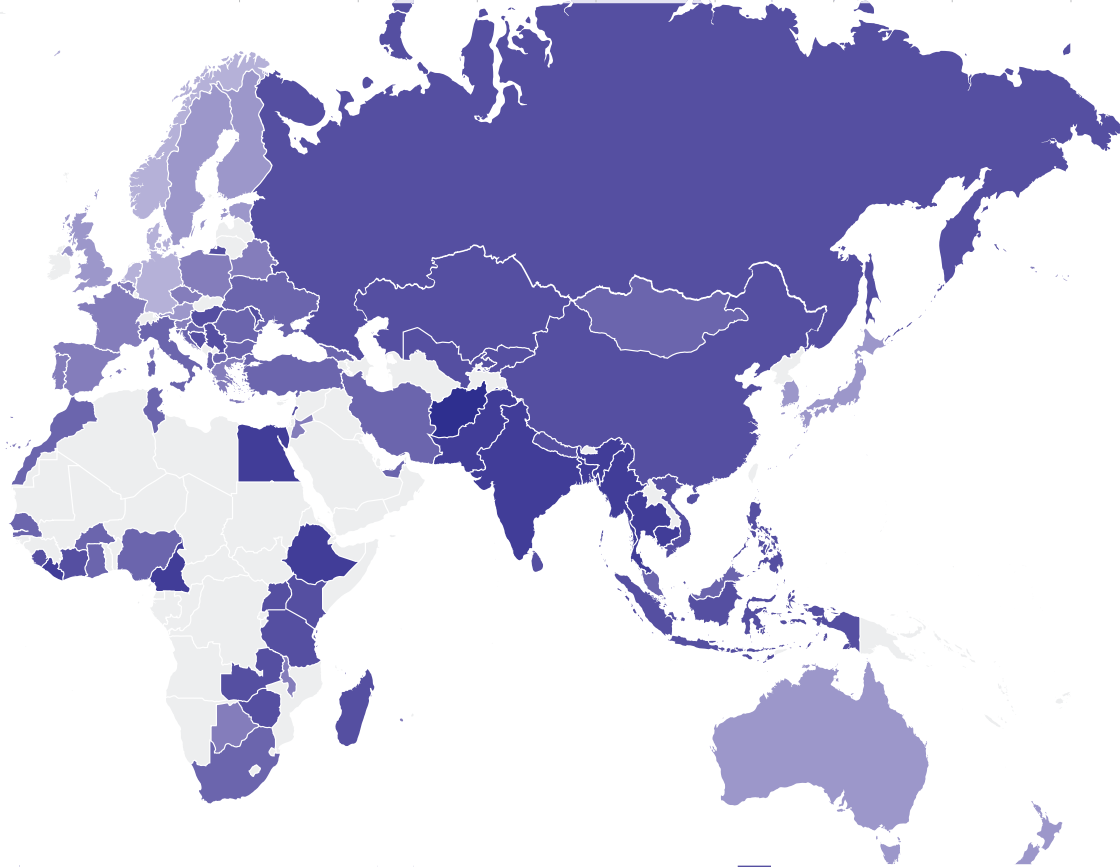
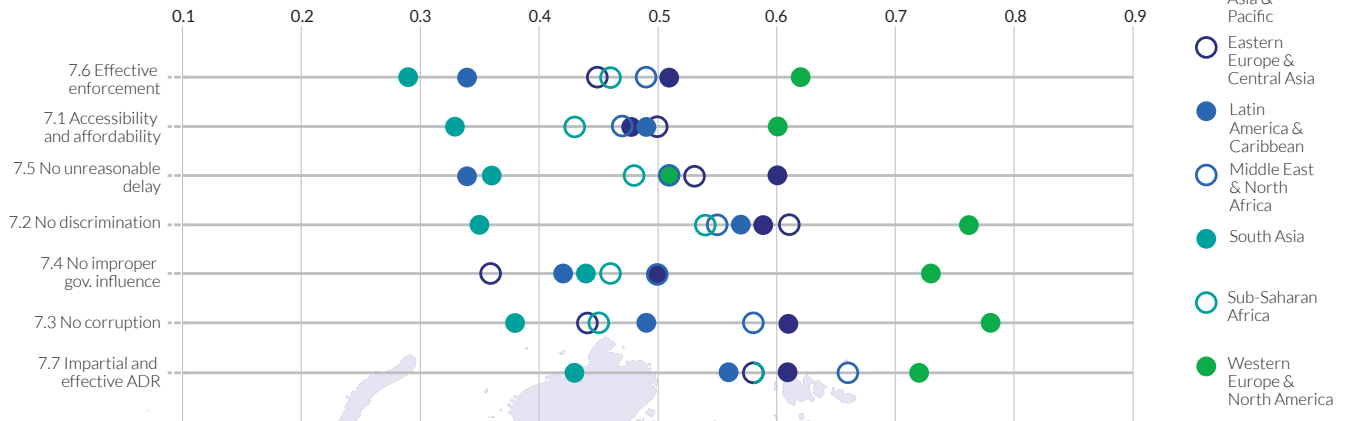
All around the world, people's ability to use legal channels to resolve their disputes is often impeded by obstacles such as financial barriers, complexity of procedures, corruption of court personnel, influence of powerful parties in judicial decision making, or simply lack of knowledge, disempowerment, and exclusion. These problems, which are not restricted to developing countries, call for more work to ensure that all people have the opportunity to resolve their grievances effectively, impartially, and efficiently through the civil justice system.



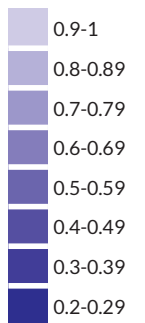
Rank	Country	Score	Rank	Country	Score	Rank	Country	Score
1	Norway	0.86	14	United Kingdom	0.72	27	United States	0.61
2	Netherlands	0.84	15	Estonia	0.72	28	Botswana	0.61
3	Germany	0.82	16	Hong Kong SAR, China	0.72	29	Slovenia	0.61
4	Denmark	0.82	17	Uruguay	0.70	30	Belarus	0.60
5	Sweden	0.78	18	France	0.69	31	Malawi	0.60
6	Singapore	0.77	19	Belgium	0.69	32	Georgia	0.59
7	Austria	0.75	20	Czech Republic	0.65	33	United Arab Emirates	0.59
8	Finland	0.75	21	Jordan	0.62	34	Romania	0.59
9	New Zealand	0.74	22	Poland	0.62	35	Ghana	0.59
10	Republic of Korea	0.74	23	Portugal	0.62	36	Italy	0.58
11	Japan	0.73	24	Spain	0.62	37	Malaysia	0.57
12	Australia	0.73	25	Greece	0.61	38	Iran	0.56
13	Canada	0.72	26	Chile	0.61	39	Senegal	0.55
						40	Argentina	0.54
						41	Macedonia, FYR	0.54
						42	Burkina Faso	0.54
						43	Tunisia	0.54
						44	South Africa	0.53
						45	Bulgaria	0.53
						46	Croatia	0.52
						47	Turkey	0.52
						48	Mongolia	0.52
						49	Ukraine	0.52
						50	Brazil	0.51
						51	Morocco	0.50
						52	Nigeria	0.50

Civil Justice around the World

Regional averages for each underlying sub-factor of Factor 7



High Score



Low Score

53 Albania	0.50	66 Kazakhstan	0.47	79 China	0.41	92 Bangladesh	0.36
54 Colombia	0.49	67 Indonesia	0.47	80 Sri Lanka	0.41	93 Guatemala	0.36
55 Hungary	0.49	68 Russia	0.46	81 Zimbabwe	0.40	94 Pakistan	0.36
56 Bosnia and Herzegovina	0.48	69 Panama	0.45	82 Philippines	0.40	95 Cameroon	0.34
57 Cote d'Ivoire	0.48	70 Lebanon	0.45	83 Peru	0.39	96 Bolivia	0.34
58 Uzbekistan	0.48	71 Serbia	0.45	84 Egypt	0.39	97 Cambodia	0.34
59 Uganda	0.48	72 Kenya	0.44	85 Ethiopia	0.39	98 Venezuela	0.33
60 Dominican Republic	0.48	73 Vietnam	0.42	86 Myanmar	0.39	99 Afghanistan	0.27
61 Tanzania	0.48	74 Kyrgyzstan	0.42	87 Liberia	0.39		
62 El Salvador	0.47	75 Nepal	0.42	88 Mexico	0.39		
63 Sierra Leone	0.47	76 Moldova	0.41	89 Thailand	0.39		
64 Jamaica	0.47	77 Ecuador	0.41	90 India	0.39		
65 Zambia	0.47	78 Madagascar	0.41	91 Nicaragua	0.37		



Factor 8: Criminal Justice

An effective criminal justice system is a key aspect of the rule of law, as it constitutes the conventional mechanism to redress serious grievances and bring action against individuals for offenses against society. Effective criminal justice systems are capable of investigating, prosecuting, adjudicating, and punishing criminal offenses successfully, reliably, and in a timely manner through a system that is impartial and non-discriminatory, as well as free of corruption and improper government influence, all while ensuring that the rights of both the victims and the accused are effectively protected. The WJP Rule of Law Index assesses comparatively how systems around the world fulfill these goals.

While societies may have different cultural preferences about the emphasis they assign to various goals of the criminal justice system – retribution, deterrence, rehabilitation, and restoration of community harmony – there is general consensus that a well-functioning criminal justice system is an essential component of a society governed by the rule of law. An ineffective and corrupt criminal system provides little deterrence to criminal behavior, undermines public confidence, and can lead to citizens taking justice on their own hands or authorities adopting harsh measures that violate human rights without enhancing public safety or punishing perpetrators.

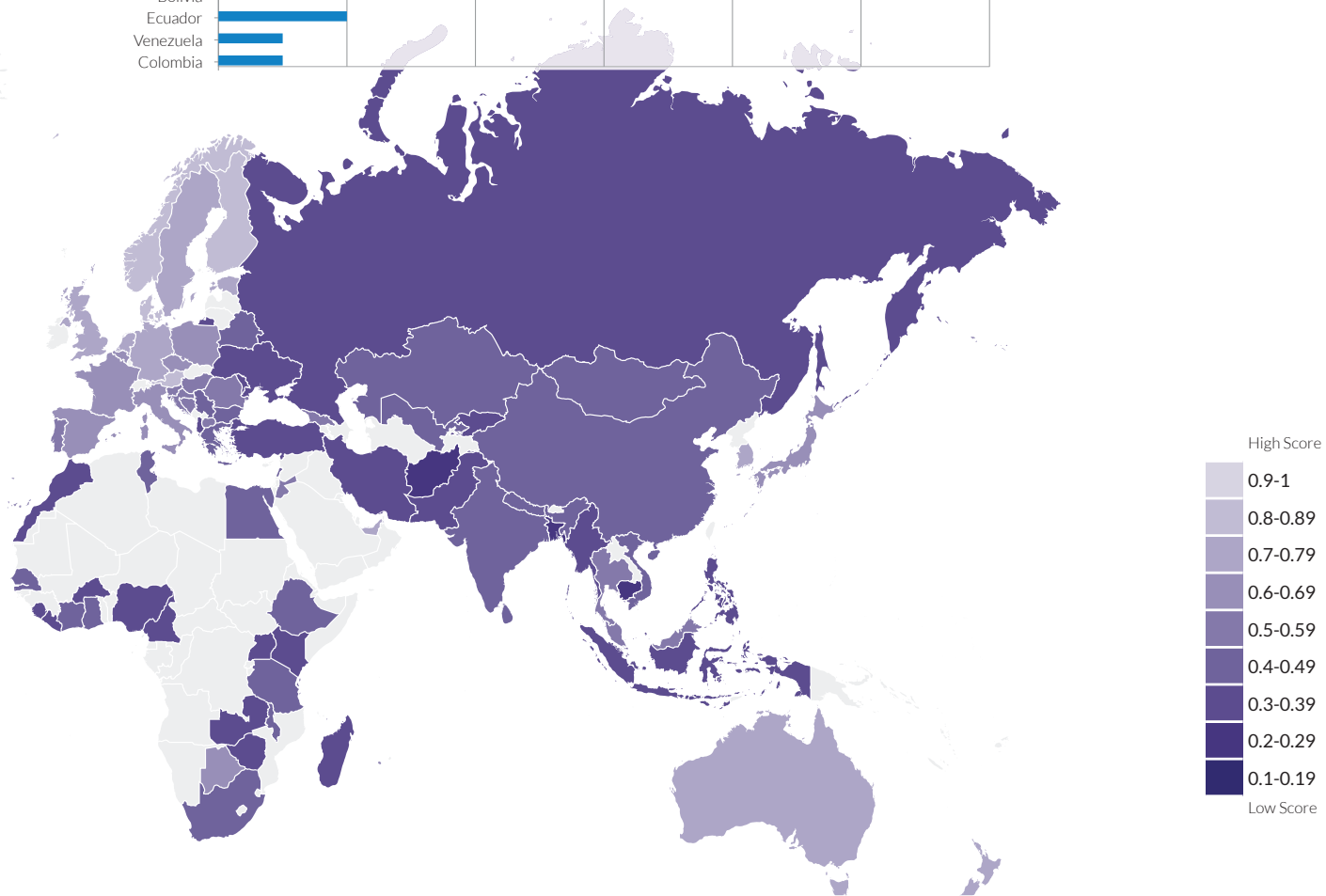
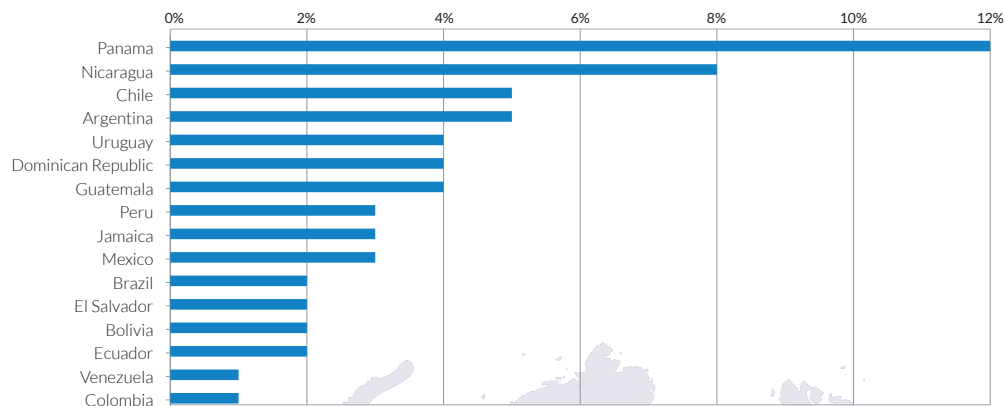
Responding to the challenges of criminal justice systems requires, among other things, comprehensive policies that embrace all the pertinent actors – including police, prosecutors, lawyers, judges, and prison officers – in order to build systems that are capable of deterring crime and handling criminal offenses while respecting human rights.



Rank	Country	Score									
1	Finland	0.85	14	United Kingdom	0.72	27	Slovenia	0.58	40	Malawi	0.48
2	Singapore	0.85	15	Canada	0.72	28	Chile	0.57	41	Vietnam	0.47
3	Denmark	0.84	16	Germany	0.71	29	Romania	0.56	42	Uruguay	0.47
4	Norway	0.83	17	Poland	0.69	30	Jordan	0.56	43	Greece	0.46
5	Austria	0.81	18	Japan	0.69	31	Croatia	0.55	44	Tanzania	0.46
6	Sweden	0.78	19	Czech Republic	0.67	32	Bosnia and Herzegovina	0.54	45	Tunisia	0.45
7	United Arab Emirates	0.78	20	Belgium	0.67	33	Malaysia	0.53	46	Ethiopia	0.45
8	Republic of Korea	0.76	21	France	0.65	34	Hungary	0.53	47	South Africa	0.45
9	Netherlands	0.75	22	United States	0.65	35	Thailand	0.51	48	India	0.44
10	Hong Kong SAR, China	0.73	23	Botswana	0.63	36	Georgia	0.51	49	Ghana	0.44
11	Australia	0.73	24	Italy	0.63	37	Macedonia, FYR	0.50	50	Belarus	0.43
12	New Zealand	0.72	25	Spain	0.61	38	Sri Lanka	0.49	51	China	0.43
13	Estonia	0.72	26	Portugal	0.59	39	Mongolia	0.48	52	Nepal	0.43

Conviction rates in Latin America

% of perpetrators of burglaries who are captured, prosecuted, and punished.



53 Jamaica	0.42	66 Dominican Republic	0.37	79 Colombia	0.35	92 Cameroon	0.31
54 Senegal	0.42	67 Peru	0.37	80 Madagascar	0.35	93 Guatemala	0.30
55 Lebanon	0.42	68 Pakistan	0.37	81 Morocco	0.35	94 Bangladesh	0.29
56 Bulgaria	0.41	69 Brazil	0.37	82 Moldova	0.33	95 Cambodia	0.29
57 Egypt	0.41	70 Argentina	0.37	83 Ukraine	0.33	96 Afghanistan	0.28
58 Serbia	0.41	71 Indonesia	0.37	84 Kenya	0.33	97 Mexico	0.25
59 Uzbekistan	0.41	72 Uganda	0.37	85 Kyrgyzstan	0.33	98 Bolivia	0.23
60 Cote d'Ivoire	0.40	73 Philippines	0.36	86 Ecuador	0.33	99 Venezuela	0.16
61 Kazakhstan	0.40	74 Zimbabwe	0.36	87 Liberia	0.33		
62 Turkey	0.39	75 Albania	0.36	88 Sierra Leone	0.32		
63 Iran	0.38	76 Russia	0.36	89 Myanmar	0.32		
64 Burkina Faso	0.38	77 Zambia	0.36	90 El Salvador	0.31		
65 Panama	0.38	78 Nicaragua	0.35	91 Nigeria	0.31		

Rule of Law Trends 

RULE OF LAW TRENDS

The WJP Rule of Law Index 2014 introduces a new feature to the report: an analysis of whether a country's primary rule of law indicators experienced significant change over the past year. A label of "UP" indicates a statistically significant improvement, while a label of "DOWN" represents a significant decline. A detailed explanation of these measures can be found in the Methodology section.

- o **Criminal justice declining worldwide:** The indicator that deteriorated the most was criminal justice: 20 countries showed a significant decline in their score over the last year while none of the 99 countries in the Index demonstrated significant improvement.
- o **Order and security improving:** The indicator that improved the most was order and security: 25 countries showed a significant improvement in their score while 7 experienced a decline in it.
- o **Split global trends:** Out of the eight factors that are reported on in the Index, four improved on average and four deteriorated. The factors that improved were "absence of corruption," "open government," "order and security", and "regulatory enforcement." Those that deteriorated were "constraints on government powers", "fundamental rights", "civil justice", and "criminal justice".

RULE OF LAW TRENDS

COUNTRY/TERRITORY	CONSTRAINTS ON GOVERNMENT POWERS	ABSENCE OF CORRUPTION	OPEN GOVERNMENT	FUNDAMENTAL RIGHTS	ORDER & SECURITY	REGULATORY ENFORCEMENT	CIVIL JUSTICE	CRIMINAL JUSTICE
Afghanistan	-	-	-	-	-	-	-	-
Albania	-	-	-	DOWN	-	-	-	-
Argentina	-	-	-	UP	-	-	-	-
Australia	DOWN	-	-	-	-	DOWN	-	-
Austria	-	-	-	-	-	-	-	-
Bangladesh	-	-	-	-	-	-	UP	-
Belarus	-	-	UP	-	-	-	DOWN	DOWN
Belgium	-	UP	-	-	UP	-	-	-
Bolivia	-	UP	-	-	DOWN	-	-	-
Bosnia & Herzegovina	-	-	-	-	-	-	-	-
Botswana	DOWN	-	-	-	-	-	-	-
Brazil	-	-	-	-	-	-	-	DOWN
Bulgaria	-	-	-	-	UP	-	-	-
Burkina Faso	-	-	-	-	DOWN	-	-	DOWN
Cambodia	-	-	-	UP	-	-	-	DOWN
Cameroon	UP	-	UP	UP	-	UP	-	-
Canada	-	-	-	-	-	-	-	-
Chile	-	-	-	-	-	-	DOWN	-
China	-	-	-	-	-	-	-	DOWN
Colombia	-	-	-	-	UP	-	DOWN	-
Cote d'Ivoire	-	-	-	-	-	-	-	-
Croatia	DOWN	-	-	-	-	-	-	-
Czech Republic	-	-	-	-	-	-	-	-
Denmark	-	-	-	-	-	-	-	-
Dominican Republic	DOWN	-	-	DOWN	-	-	-	DOWN
Ecuador	-	-	-	-	-	-	-	DOWN
Egypt	DOWN	-	-	-	-	-	-	-
El Salvador	-	-	-	-	UP	-	-	-
Estonia	-	-	-	-	-	-	-	-
Ethiopia	-	-	-	-	UP	-	-	-
Finland	-	-	DOWN	-	-	-	-	-
France	-	-	-	-	DOWN	-	-	-
Georgia	-	DOWN	-	-	-	-	-	DOWN
Germany	-	-	-	-	-	-	-	-
Ghana	DOWN	-	-	DOWN	UP	-	-	-
Greece	-	-	-	-	-	-	-	-
Guatemala	-	UP	-	DOWN	DOWN	-	-	DOWN
Hong Kong SAR, China	-	-	-	-	-	-	-	-
Hungary	-	DOWN	-	-	-	-	-	-
India	-	UP	-	-	-	-	-	-
Indonesia	-	UP	-	-	UP	-	-	-
Iran	-	-	-	-	DOWN	-	DOWN	DOWN
Italy	-	-	-	-	-	-	-	-
Jamaica	-	-	UP	-	UP	-	-	-
Japan	DOWN	-	-	-	UP	DOWN	-	-
Jordan	DOWN	-	-	-	UP	-	-	-
Kazakhstan	-	UP	-	-	UP	-	-	-
Kenya	UP	-	-	-	-	-	-	-
Kyrgyzstan	-	-	-	-	-	-	-	-
Lebanon	-	-	-	-	UP	UP	-	DOWN
Liberia	-	-	-	UP	-	-	UP	-
Macedonia, FYR	-	-	-	-	-	-	-	-
Madagascar	-	DOWN	-	DOWN	-	-	DOWN	DOWN
Malawi	-	-	-	UP	-	-	-	-
Malaysia	-	DOWN	-	-	-	-	-	-
Mexico	-	-	-	-	-	-	-	-
Moldova	-	-	-	-	-	-	-	DOWN
Mongolia	-	-	-	-	UP	-	-	-
Morocco	-	UP	-	-	UP	UP	-	-
Myanmar	-	-	-	-	-	-	-	-
Nepal	UP	-	UP	-	UP	UP	-	DOWN
Netherlands	-	-	-	-	-	-	-	-
New Zealand	-	-	-	-	-	-	-	DOWN
Nicaragua	-	-	-	-	-	-	-	-
Nigeria	-	-	-	-	DOWN	-	-	-
Norway	-	-	-	-	-	UP	-	-
Pakistan	-	-	-	-	-	-	-	-
Panama	-	UP	DOWN	-	-	-	-	-
Peru	DOWN	-	-	DOWN	-	-	-	DOWN
Philippines	-	UP	-	-	UP	-	-	-
Poland	DOWN	DOWN	-	DOWN	UP	-	-	-
Portugal	-	-	-	-	-	-	-	-
Republic of Korea	UP	UP	-	-	UP	UP	-	-
Romania	-	-	-	-	DOWN	-	-	-
Russia	UP	UP	-	-	UP	-	-	-
Senegal	UP	-	-	-	-	-	-	DOWN
Serbia	-	-	-	-	-	-	-	-
Sierra Leone	-	-	-	DOWN	-	UP	DOWN	-
Singapore	-	-	-	-	-	-	-	-
Slovenia	-	-	-	-	-	-	-	-
South Africa	-	-	-	-	-	-	-	-
Spain	DOWN	DOWN	-	DOWN	-	DOWN	-	DOWN
Sri Lanka	-	-	-	-	UP	-	-	DOWN
Sweden	-	-	-	-	-	-	-	-
Tanzania	-	-	-	-	-	-	-	-
Thailand	DOWN	UP	-	-	UP	DOWN	-	-
Tunisia	-	-	-	-	-	-	-	-
Turkey	-	-	-	-	UP	-	-	-
Uganda	-	DOWN	-	DOWN	UP	-	-	-
Ukraine	-	-	-	-	UP	-	-	-
United Arab Emirates	-	UP	-	-	-	-	-	-
United Kingdom	-	-	-	-	-	-	-	-
United States	DOWN	-	-	-	UP	-	-	-
Uruguay	-	-	-	-	-	-	DOWN	-
Uzbekistan	-	UP	-	-	-	-	-	-
Venezuela	DOWN	-	-	-	-	-	DOWN	DOWN
Vietnam	-	-	UP	-	-	-	-	-
Zambia	-	-	-	-	-	-	-	-
Zimbabwe	-	-	-	-	-	-	-	-

Regional Highlights

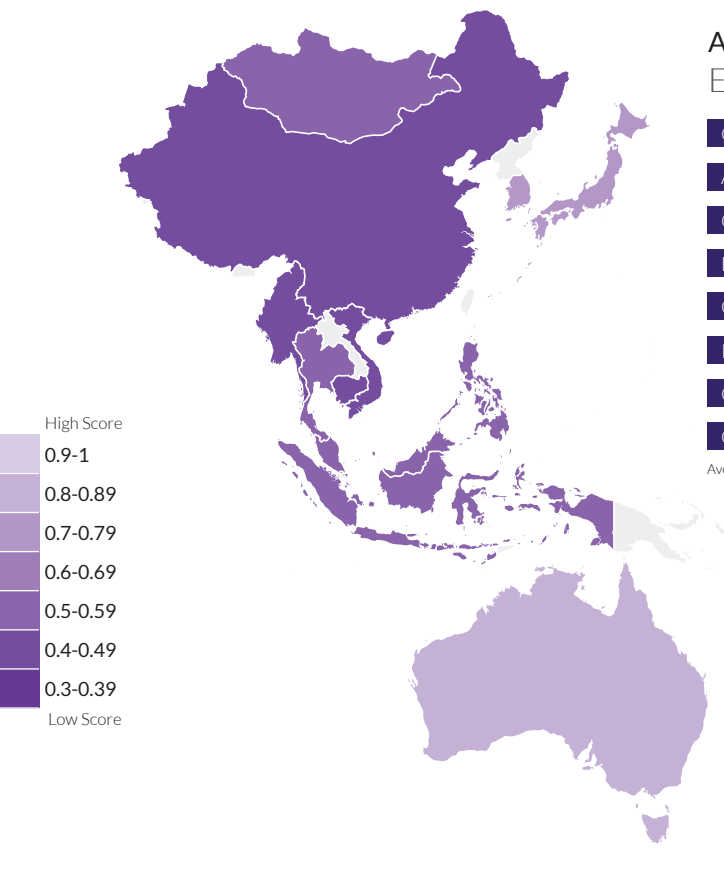
East Asia & Pacific

Strengths: Taken as a whole, the East Asia and Pacific (EAP) region outperforms all other regions of the world, with the exception of Western Europe and North America, in most categories. A high level of safety from crime and other forms of violence is the most notable regional strength. In other aspects, however, the region shows significant internal variations. The wealthy jurisdictions in the region - Australia, New Zealand, Singapore, Japan, the Republic of Korea, and Hong Kong SAR, China - rank among the top twenty globally. These countries display low levels of corruption, open governments, effective regulatory enforcement, and efficient judicial systems. Low and middle income countries in the region do not show the same strengths.

Rule of law challenges: The most salient regional challenge is its relatively weak protection of fundamental rights, particularly the freedoms of expression, religion, and association. Availability of official information, and the accessibility and affordability of civil justice, are also areas in need of attention in the region as a whole.

Best and worst performers: The best overall rule of law performers in the region are New Zealand and Australia, ranking 6th and 8th globally. The worst is Cambodia, ranking 91st among the 99 countries included in the Index.

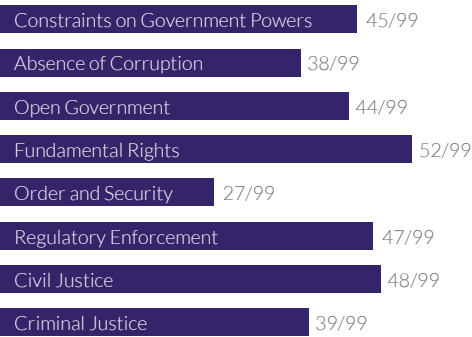
Trends to watch: There were significant improvements in order and security throughout the region during the past year. Most of the rich countries in the region saw a small but significant deterioration in people’s perceptions of the effectiveness of constraints to government power. The Republic of Korea improved the most in the past year, in comparison to the rest of the region. Most other countries, including China, saw relatively little change in the same period.



Global Rankings

6	New Zealand
8	Australia
10	Singapore
12	Japan
14	Republic of Korea
16	Hong Kong SAR, China
35	Malaysia
46	Indonesia
47	Thailand
51	Mongolia
60	Philippines
65	Vietnam
76	China
89	Myanmar
91	Cambodia

Average Rule of Law Factor Rankings: East Asia & Pacific



Average factor ranking for countries within the region. 1/99 being the best, 99/99 the worst.

Eastern Europe & Central Asia

Strengths: Regional strengths include low rates of crime and other forms of violence, as well as relatively efficient and effective civil justice delivery and regulatory enforcement.

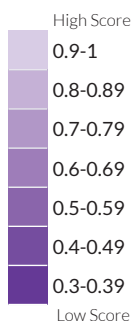
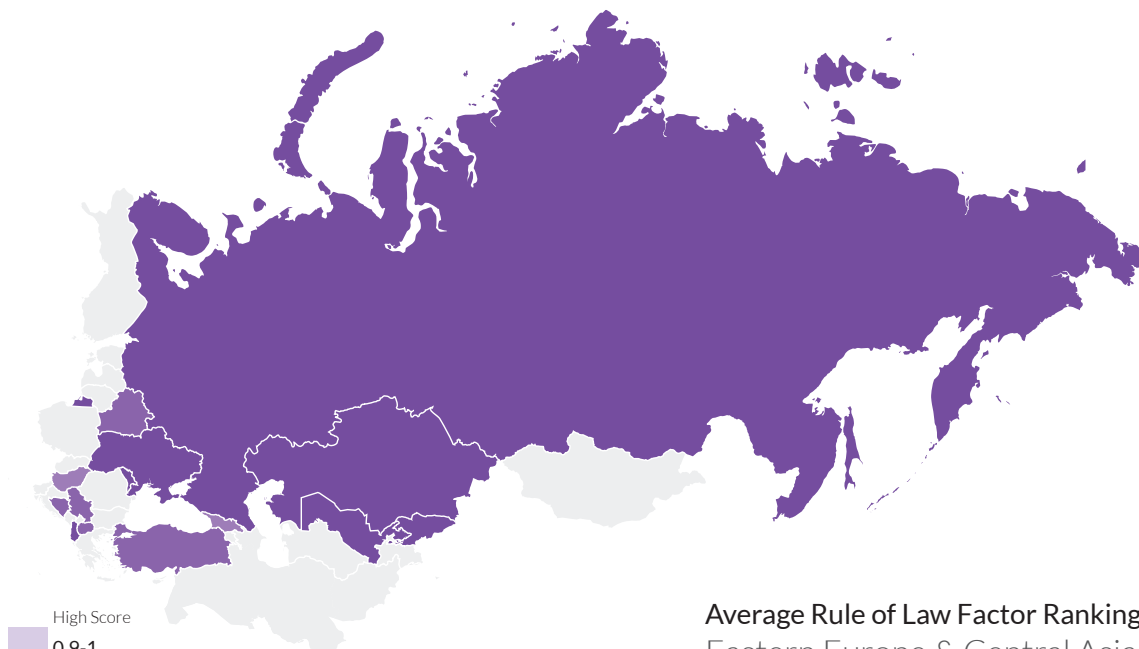
Rule of law challenges: While there are variations amongst countries in the Eastern Europe and Central Asia (ECA) region covered by the Index, when the region is taken as a whole, several rule of law challenges become noticeable. These challenges include poor government accountability, lack of judicial independence, weak protection of freedom of speech and the right to privacy, and significant levels of corruption and undue influence of private interests in all branches of government.

Best and worst performers: The best overall rule of law performers in the region are Georgia and Macedonia, ranking 31st and 34th globally. The worst is Russia, ranking 80th among the 99 countries included in the Index.

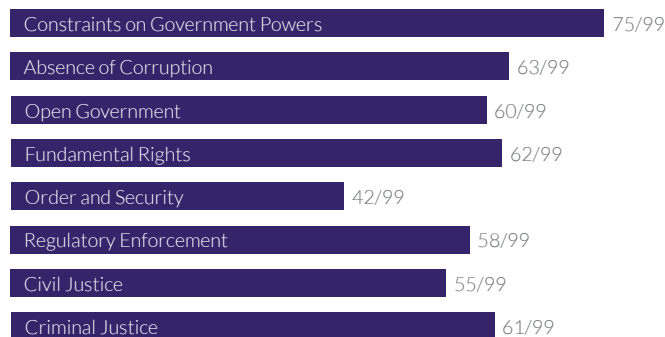
Trends to watch: During the past year there were improvements in order and security and deteriorations in criminal justice in several countries in the region. Russia was the country that improved the most during the past year, with relative advances in the areas of government accountability, control of corruption, and order and security.

Global Rankings

31	Georgia
34	Macedonia, FYR
39	Bosnia & Herzegovina
50	Belarus
54	Serbia
59	Turkey
63	Albania
68	Ukraine
71	Kazakhstan
73	Uzbekistan
75	Moldova
78	Kyrgyzstan
80	Russia



Average Rule of Law Factor Rankings: Eastern Europe & Central Asia



Average factor ranking for countries within the region. 1/99 being the best, 99/99 the worst.

Latin America & the Caribbean

Strengths: Protection of fundamental rights and government openness are stronger in the Latin America and Caribbean region than in all other regions of the world, except Western Europe and North America.

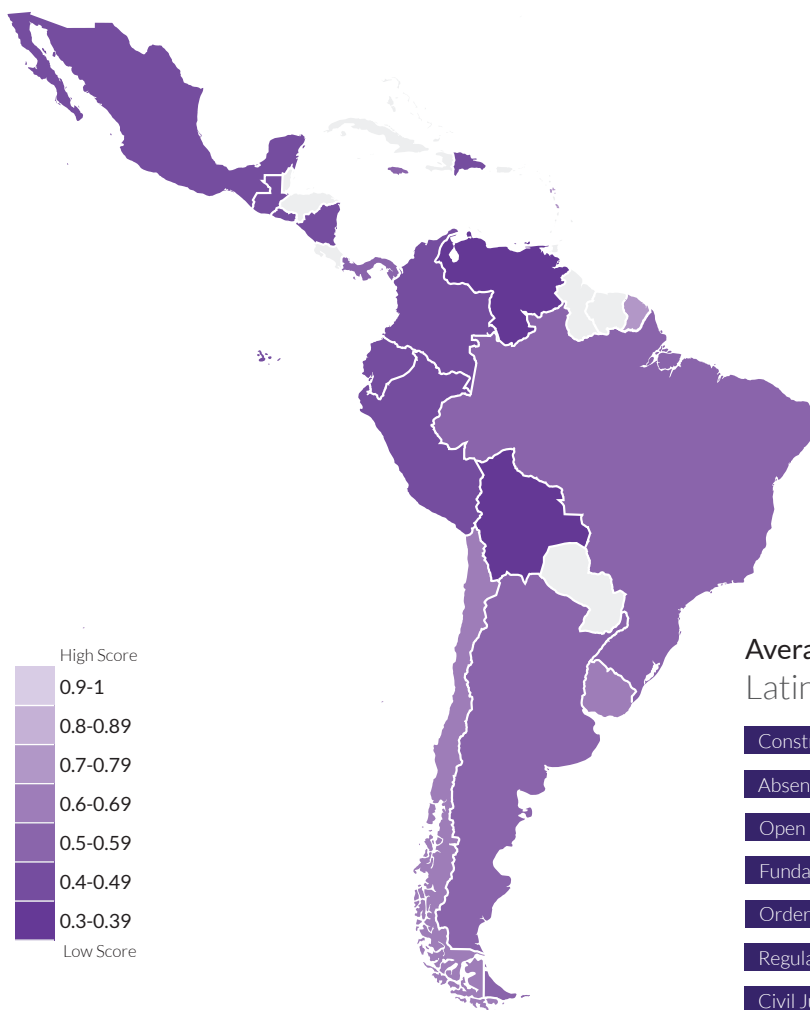
Rule of law challenges: Latin American countries struggle the most with violence, ineffective justice, and corruption. Crime rates are the highest in the world, and the use of violence to resolve personal grievances is widespread in most countries in the region. The criminal justice systems are on average the least effective in the world. Judicial delays and ineffective enforcement of civil justice are widespread. Corruption and impunity remain major regional challenges, particularly among the legislature.

Best and worst performers: The best overall rule of law performers in the region are Uruguay and Chile, ranking 20th and 21st globally. The worst is Venezuela, ranking last among the 99 countries included in the Index.

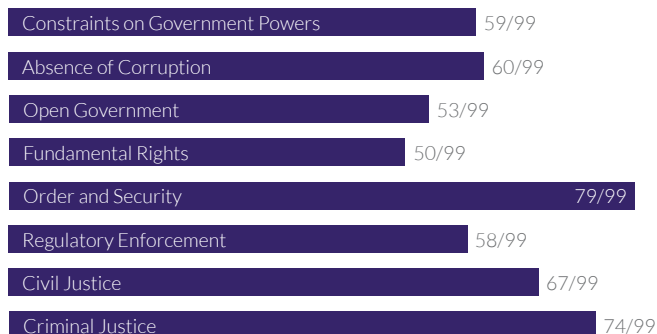
Trends to watch: Criminal justice effectiveness experienced a significant decline in most regions around the world, and this trend was most pronounced in Latin America. The largest countries, Brazil and Mexico, saw no rule of law improvement in 2013.

Global Rankings

20	Uruguay
21	Chile
42	Brazil
45	Jamaica
56	Panama
58	Argentina
61	Colombia
62	Peru
64	El Salvador
67	Dominican Republic
77	Ecuador
79	Mexico
83	Guatemala
85	Nicaragua
94	Bolivia
99	Venezuela



Average Rule of Law Factor Rankings: Latin America & the Caribbean



Average factor ranking for countries within the region. 1/99 being the best, 99/99 the worst.

Middle East & North Africa

Strengths: The Middle East and North Africa region as a whole ranks in the top half of the world in most categories, including order and security, control of corruption, effective regulatory enforcement, and effective civil and criminal justice.

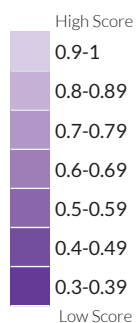
Rule of law challenges: The most serious rule of law challenges facing the region are its deficient protection of fundamental rights, limited accessibility of official information, and relatively weak constraints on government powers.

Best and worst performers: The best overall rule of law performer in the region is the United Arab Emirates, ranking 27th globally. The worst are Egypt and Iran, ranking 74th and 82nd among the 99 countries included in the Index.

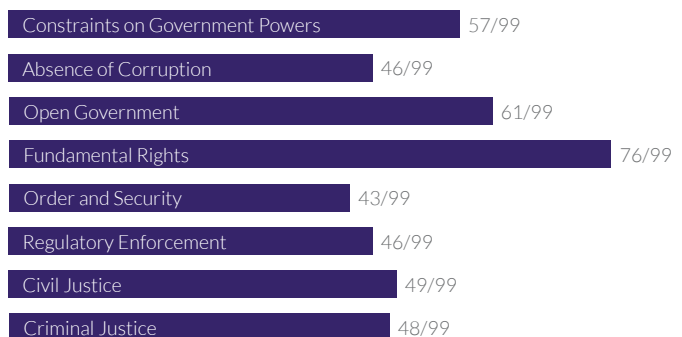
Trends to watch: Morocco showed the most improvement in the region during the past year, while Iran deteriorated the most. Egypt saw a significant deterioration in the area of constraints on government powers.

Global Rankings

27	United Arab Emirates
38	Jordan
41	Tunisia
49	Lebanon
52	Morocco
74	Egypt
82	Iran



Average Rule of Law Factor Rankings: Middle East & North Africa



Average factor ranking for countries within the region, 1/99 being the best, 99/99 the worst.

South Asia

Strengths: Countries in South Asia generally perform better than countries in other regions in protecting the freedoms of speech and assembly and the right to petition, as well as in guaranteeing judicial independence and other non-governmental checks on the government.

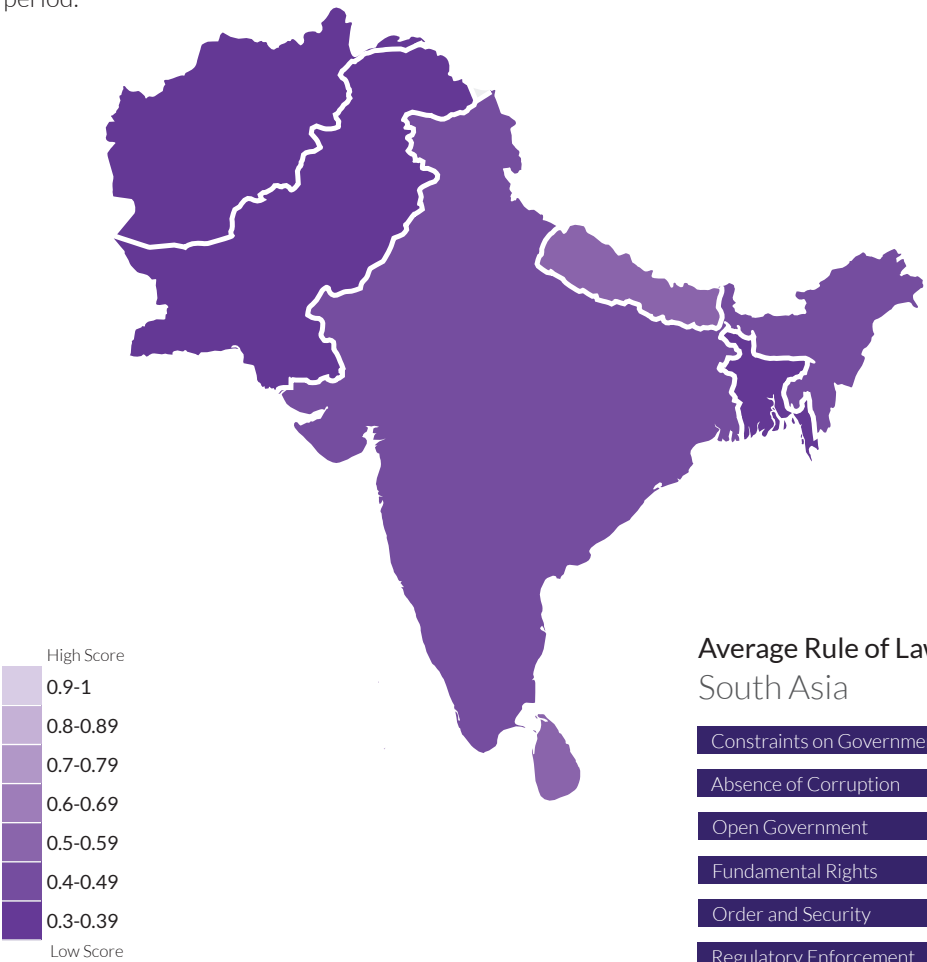
Rule of law challenges: South Asia, as a region, is the weakest performer overall in most dimensions of the rule of law. Corruption is generally present in these countries in all branches of government, as well as in the police and the military. Regulatory enforcement is poor, and civil courts are slow and ineffective. While crime rates are not as high as in other regions of the world, civil conflict and the use of violence to redress personal grievances are major threats to stability and progress.

Best and worst performers: The best overall rule of law performer in the region is Sri Lanka, ranking 48th globally. The worst is Afghanistan, ranking 98th among the 99 countries included in the Index.

Trends to watch: Nepal showed the most improvement during the past year, while other countries in the region, including India, saw very little change during the same period.

Global Rankings

48	Sri Lanka
57	Nepal
66	India
92	Bangladesh
96	Pakistan
98	Afghanistan



Average Rule of Law Factor Rankings: South Asia

Constraints on Government Powers	61/99
Absence of Corruption	78/99
Open Government	67/99
Fundamental Rights	73/99
Order and Security	80/99
Regulatory Enforcement	82/99
Civil Justice	88/99
Criminal Justice	66/99

Average factor ranking for countries within the region. 1/99 being the best, 99/99 the worst.

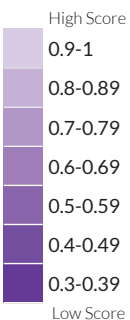
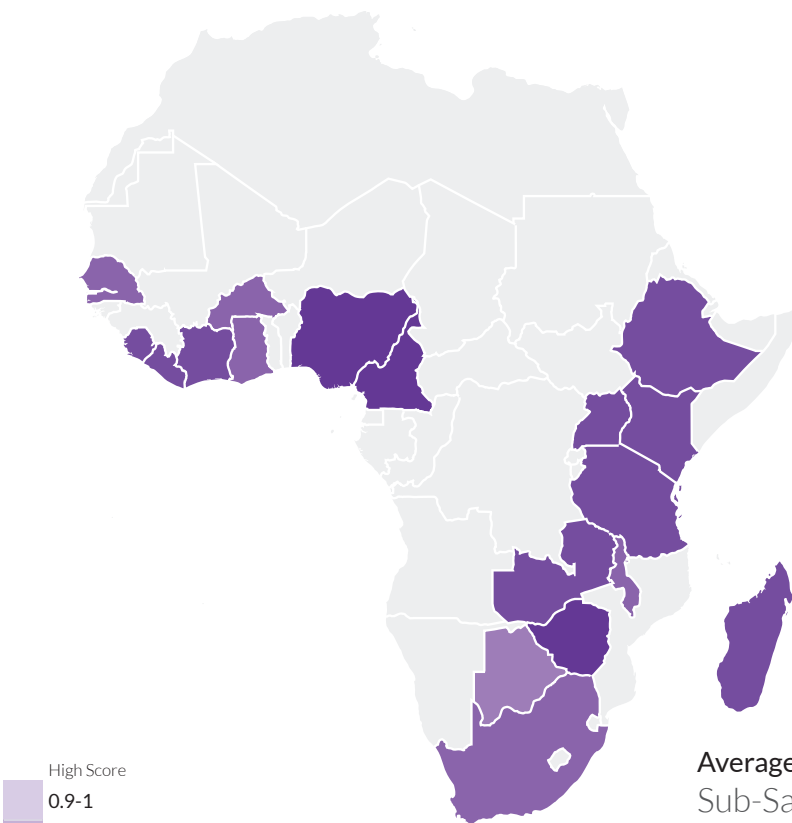
Sub-Saharan Africa

Strengths: The Sub-Saharan African region's best performances are in the areas of constraints on the government power and delivery of civil justice. In these two areas the region's average rank is similar to most other regions in the world.

Rule of law challenges: Sub-Saharan Africa faces multiple rule of law challenges. Crime and vigilante justice are widespread, corruption is prevalent in all branches of government and in the police and the military, and the legal system is not accessible to the ordinary citizen. Deficient protection of the rights to life and security of the person, and due process of law, are also areas of concern in this region.

Best and worst performers: The best overall rule of law performers in the region are Botswana and Ghana, ranking 25th and 37th globally. The worst is Zimbabwe, ranking 97th among the 99 countries included in the Index.


Trends to watch: Overall, the region did not experience a noticeable increase or decline during the past year in the level of adherence to the rule of law. Individually, Cameroon improved the most, while Madagascar saw the biggest deterioration. There was no significant improvement in reducing the levels of corruption throughout the entire region.



Global Rankings

25	Botswana
37	Ghana
40	South Africa
43	Senegal
53	Burkina Faso
55	Malawi
69	Tanzania
70	Zambia
72	Cote d'Ivoire
81	Madagascar
84	Sierra Leone
86	Kenya
87	Liberia
88	Ethiopia
90	Uganda
93	Nigeria
95	Cameroon
97	Zimbabwe

Average Rule of Law Factor Rankings: Sub-Saharan Africa



Average factor ranking for countries within the region. 1/99 being the best, 99/99 the worst.

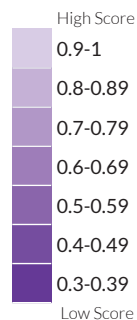
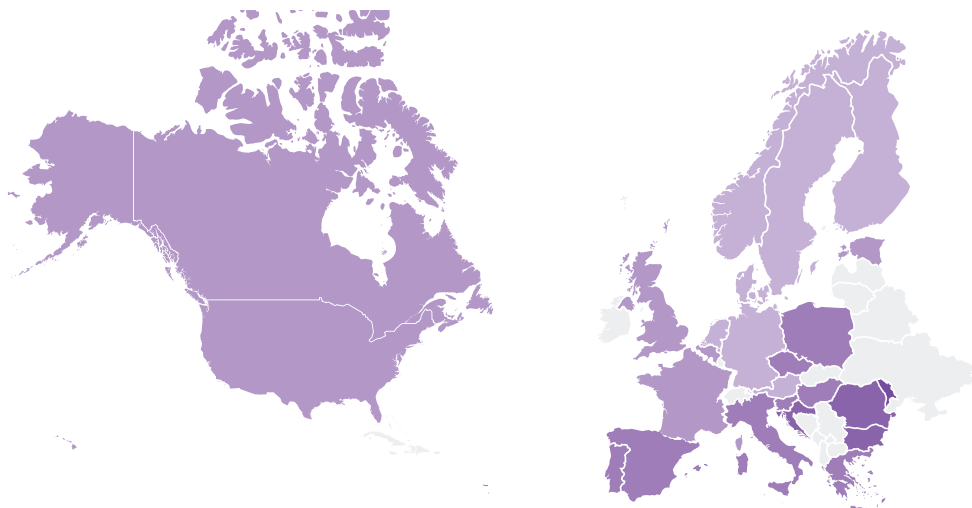
Western Europe & North America

Strengths: Countries in Western Europe and North America tend to outperform most other countries in all dimensions. These countries are characterized by relatively low levels of corruption and crime, open and accountable governments, and effective and independent judicial systems.

Rule of law challenges: Generalized delays in the delivery of civil justice constitute the greatest weakness in the region. While protection of fundamental rights in this region is the highest in the world, police discrimination against foreigners and ethnic minorities is an issue of concern in most countries. Equal access to justice for marginalized populations is also problematic.

Best and worst performers: Five countries in the region - Denmark, Norway, Sweden, Finland, and the Netherlands - are the top five overall rule of law performers in the world. The worst performer in the region is Bulgaria, ranking 44th among the 99 countries included in the Index.

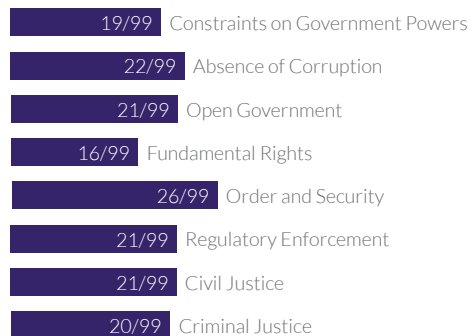
Trends to watch: While the level of adherence to the rule of law remained relatively stable throughout the region, Spain saw the largest individual decline. Peoples' perception of corruption in the legislature appears to be growing in several countries. The United States saw a significant decline during the past year in people's trust in the system of checks and balances and the protection of the right to privacy.



Global Rankings

- 1 Denmark
- 2 Norway
- 3 Sweden
- 4 Finland
- 5 Netherlands
- 7 Austria
- 9 Germany
- 11 Canada
- 13 United Kingdom
- 15 Estonia
- 17 Belgium
- 18 France
- 19 United States
- 22 Poland
- 23 Czech Republic
- 24 Spain
- 26 Portugal
- 28 Slovenia
- 29 Italy
- 30 Hungary
- 32 Greece
- 33 Romania
- 36 Croatia
- 44 Bulgaria

Average Rule of Law Factor Rankings: Western Europe & North America



Average factor ranking for countries within the region. 1/99 being the best, 99/99 the worst.

EAST ASIA & PACIFIC

Australia ranks in the 8th position overall, and ranks within the top 15 places globally in all dimensions measured by the Index. The civil courts are efficient and independent, although access to affordable legal counsel remains limited, particularly for disadvantaged groups. Constraints on government powers and regulatory enforcement are effective (ranking 8th overall and 7th overall, respectively), despite a slight deterioration in performance since last year. Corruption is minimal (ranking 8th overall and 3rd in the region). The country ranks 10th in the world in protecting fundamental rights, but lags behind other high income countries in guaranteeing equal treatment and non-discrimination, especially for immigrants and low-income people.

Cambodia places 91st globally and ranks lower than most other countries in the region in all dimensions. Cambodia is relatively safe from crime, ranking 3rd out of 16 low-income countries in guaranteeing order and security. While the country's score in protection of fundamental rights improved during the past year, the overall legal and institutional environment remains weak. Constraints on government powers and regulatory enforcement are poor (ranking 94th in both categories), and the justice system is ineffective. Property rights are weak, and corruption remains a significant problem (ranked 86th overall and last in the region).

China is ranked in the 76th position globally. It scores well on public safety, ranking 29th overall and 4th among its income peers, marking a slight improvement from last year. The delivery of criminal justice is relatively effective, but compromised by political interference. Civil justice is relatively speedy and accessible, but vulnerable to corruption and improper government influence. Constraints on government powers are ineffective (ranking 92nd globally). Protection of fundamental rights is weak, ranking 96th globally, notably due to substantial limitations on freedom of speech and freedom of assembly.

The jurisdiction of **Hong Kong SAR, China** ranks 16th overall, and places in the top 10 globally in four dimensions, ranking 4th in providing order and security; ranking 9th in controlling corruption; ranking 10th in open government as well as effective criminal justice. Administrative agencies and courts are efficient and free of corruption. The jurisdiction lags behind most income peers in guaranteeing fundamental rights (ranking 29th overall), due to restrictions on freedom of speech and freedom of assembly.

Indonesia ranks 46th globally and it is in the top half of the rankings among lower-middle income countries in most dimensions. The country performs well in open government

(ranking 1st among income peers and ranking 29th overall), and constraints on government powers (ranks 2nd among income peers and ranking 31st overall). Indonesians enjoy higher degrees of participation in the administration of the laws than individuals in other East Asia and Pacific region countries. On the other hand, the country faces challenges in the functioning of government agencies and courts. Despite improvements in comparison to last year, corruption remains a major problem (ranking 80th globally and next to last in the region). The courts are perceived to be independent of government control, but are affected by powerful private interests. While crime rates are low, the use of violence to redress personal grievances is a source of concern. Restrictions on the freedom of religion and harsh conditions at correctional facilities are also significant problems.

Japan ranks 12th globally, and is among the highest performers in the East Asia and Pacific region in most dimensions. The country ranks 1st in the world in delivering order and security to its people, moving up several positions from last year's score, and ranks 8th overall in the area of open government. The system of checks and balances on the government's powers is well developed (ranking 15th overall and 3rd in the region), corruption is minimal (ranking 11th overall), and regulatory enforcement is effective (ranking 12th overall). While courts are efficient and independent of government influence and corruption, they are perceived as relatively inaccessible to the people.

Malaysia ranks 35th globally and ranks in the top third among upper-middle income countries in most dimensions in the Index. Malaysia scores well on public safety, ranking 1st among its income peers. Despite a slight decline when compared to last year's scores, corruption remains low, with Malaysia ranking 3rd among income peers and 28th globally. Courts are efficient (ranking 6th among income peers), although relatively inaccessible and not fully independent of government influence. Accessibility of official information is limited. Violations of fundamental rights (ranking 85th overall and 13th in the region), most notably the freedoms of expression, religion and association, are areas of concern.

Mongolia ranks 51st globally and performs well among its lower-middle income peers, placing in the top half of the rankings among lower-middle income countries in most dimensions. The country scores relatively well on delivering civil and criminal justice, ranking 4th and 3rd respectively among lower-middle income countries, as well as on protection of fundamental rights (ranking 4th among income peers). Mongolia's performance in the dimension of order and security improved from last year's scores, ranking 5th within its income group. The press and civil society organizations

generally operate without government interference. The country's weakest performance is in the area of open government, ranking 93rd overall and next to last among its income peers. This deficiency is explained by severe limitations on citizens' right to petition the government, and on their right to access to official information. Other areas of concern are corruption (ranking 71st globally and third to last in the region), particularly in the legislature, and unchecked influence of powerful private interests on all branches of government.

Myanmar enters the rankings for the first time at 89th place. The country is safe from crime and places 3rd among 16 low-income countries in control of corruption (placing 63rd overall). The country, however, faces a number of challenges in its ongoing efforts to strengthen the rule of law. Myanmar ranks 82nd overall and 12th among 16 low-income countries in the area of accountability and constraints on the executive branch, mainly due to political interference within the legislature and the judiciary, deficiencies in the functioning of auditing mechanisms, and lack of non-governmental checks. The country's administrative agencies are somewhat ineffective in enforcing regulations, albeit more efficiently than their counterparts in other low-income countries (ranking 92nd overall), and the justice system, although relatively accessible, is perceived to be affected by corruption and political interference. Restrictions on fundamental rights and freedoms are sources of concern (ranking 97th overall).

New Zealand ranks 6th globally and it stands out as the best performer in the region, placing in the top ten globally in six of the eight dimensions measured by the Index. Government agencies and courts are efficient, transparent, and free of corruption. Constraints on government powers are effective, and fundamental rights are strongly protected. While the judicial system is independent and effective, there are relative weaknesses in the areas of accessibility of civil justice for marginalized populations. The country's ranking for criminal justice deteriorated slightly during the past year, with effectiveness of criminal investigations and equal treatment of criminal suspects standing out in particular as areas in need of attention.

The **Philippines** ranks 60th globally and it stands out among lower-middle income countries for having reasonably effective checks on government power (ranking 5th among its income group), including a vibrant civil society and a free media. The Philippines ranks 3rd among lower-middle income countries in control of corruption, showing significant improvements during the past year. Civil conflict and political violence remain problematic, in spite of recent improvements. The country also has challenges with respect to protection

of fundamental rights (ranking 67th overall), particularly in regard to violations against the right to life and security of the person, police abuses, due process violations, and harsh conditions at correctional facilities. The civil court system scores poorly (ranking 82nd globally and 12th in the region) due to deficient enforcement mechanisms and the lengthy duration of cases.

The **Republic of Korea** ranks 14th globally, and was among the most improving countries in the world during the past year, with advances in the areas of constraints on government powers, control of corruption, order and security, and effective regulatory enforcement. The country presents a strong and fairly even picture across most of the dimensions measured by the Index. It performs well in the area of order and security (ranking 7th in the world and 4th in the region), and the courts are independent and effective (both civil and criminal justice rank in the top ten in the world and the top 3 in the region). The country's lowest score is in the area of protection of fundamental rights, where it lags behind most of its high-income peers.

Singapore ranks 10th overall. The country is free from crime and violence, and its criminal justice system is among the most effective in the world (ranking 2nd in both categories). The public administration of the country is highly effective, ranking 8th overall and 3rd in the region on regulatory enforcement. Singapore performs well in the dimension of open government as well as in constraints on government powers, placing 21st in the world in both dimensions. Corruption is minimal (ranking 5th in the world and 2nd in the region). The country's lowest score is in the area of fundamental rights (ranking 26th overall and 24th in its income group), which is a reflection of substantial limitations on freedom of speech and freedom of assembly.

Thailand is ranked 47th overall, earning high marks on the effectiveness of the criminal justice system (ranking 35th globally and 7th among its income peers). The country's performance in order and security has improved, and its score in this area has moved up several positions since last year. Despite relatively low crime rates, civil conflict and political violence remain substantial problems. Corruption, particularly within the legislature, also remains a source of concern, despite significant improvements during the past year. The country's lowest score is in the dimension of civil justice (ranking 89th overall and second to last in the region), partly because of difficulties in enforcing court decisions.

Vietnam comes in at 65th globally. The country performs well in the area of order and security (ranking 32nd globally and 4th among its income peers), due to low crime rates. Compared with other lower-middle income countries,

criminal justice is relatively effective (ranking 4th among income peers), and corruption relatively low (ranking 8th among the same group). Major rule of law challenges include ineffective constraints on government powers and poor regulatory enforcement (ranking 86th overall and third to last in the region in both categories). Other areas faced with significant limitations include judicial independence, freedoms of speech and association, and availability of official information.

EASTERN EUROPE & CENTRAL ASIA

Albania is ranked 63rd this year, outperforming its regional peers in most dimensions of the rule of law. Its system of checks and balances ranks 68th overall and 5th among its regional peers. The performance of administrative agencies and civil courts is similar to that of other countries in the region, although significant room for improvement remains, particularly with regards to corruption. Turning to fundamental rights, the country is ranked 49th globally and 4th in the region, despite suffering a drop in positions since last year. The criminal justice system ranks 75th overall, mainly because of corruption, police abuses, and harsh conditions at correctional facilities.

Belarus ranks 50th overall and 4th in the region. The country outperforms most of its income-level and regional peers in several rule of law dimensions, including order and security (ranking 33rd globally), regulatory enforcement (ranking 42nd), and civil and criminal justice (ranking 30th and 50th, respectively). On the other hand, the country shows deficiencies in government accountability (ranking 95th), weak protection of fundamental rights (ranking 83rd), and a lack of governmental openness (ranking 79th), although the assessment in this area is slightly better than it was a year ago. Major problems include lack of independence of the judiciary and the legislature; restrictions on freedom of opinion and expression, freedom of association, and the right to privacy; and limitations on citizens' right to petition the government and to access official information.

Bosnia and Herzegovina, at 39th position, places third within the region. The country shows a fairly stable and even performance across the different dimensions of the Index. The country leads the region in the area of checks on executive power (ranking 51st overall), protection of fundamental rights (ranking 32nd overall), and delivering effective criminal justice (ranking 32nd overall), and places 3rd regionally in the area of open government. The country's weakest performance is in the dimension of civil justice (ranking 16th among upper-middle income countries and 56th overall), mainly due to delays and ineffective enforcement mechanisms. Other areas of concern are official

corruption, particularly among the executive and legislative branches; lack of effective sanctions for official misconduct; and weaknesses in the criminal investigation and adjudication systems.

Georgia is the best performer within Eastern Europe and Central Asia, and ranks 31st overall. The country leads the region in two dimensions – absence of corruption and regulatory enforcement — and is second in the region in five other dimensions. The country's best performance is in the area of security, where it places 17th overall. In contrast to these positive elements, the country ranks 55th in providing effective checks on the government's power, mainly due to political interference within the legislature and the judiciary, and 51st in protecting fundamental rights, chiefly because of perceived violations of the right to privacy.

Kazakhstan is ranked 71st overall. The country is relatively safe from crime and violence (ranking 35th overall and 5th among its regional peers), and the civil courts, although inaccessible to most people and subject to undue influence, are relatively efficient. The country, however, continues to receive low marks in the area of accountability and constraints on the executive branch (ranking 93rd) due to political interference in the legislature, the judiciary, and the electoral process. Although some progress is visible, corruption is another area in need of attention, as is open government, on which Kazakhstan ranks third to last among upper-middle income countries.

Kyrgyzstan is ranked 78th overall. In spite of recent advances toward a functioning system of checks and balances, the country still faces important challenges in establishing effective limits on government power (ranking 70th overall and 8th among low-income countries), and in reducing corruption (ranking 96th globally and last in the region). Administrative agencies are lax in enforcing regulations (ranking 68th overall), although they perform slightly better than those in other low-income countries. The performance of courts in civil cases is relatively poor (ranking 8th among low-income countries). The country is relatively safe from crime, but its criminal justice system ranks last in the region and 85th overall, mainly due to corruption among judges and law enforcement officials, political interference in judicial processes, and violations of due process and rights of the accused.

At 34th, **Macedonia, FYR** places second in the Eastern Europe and Central Asia region, with a performance nearly unchanged since last year. The country earns high marks for open government (ranking 24th overall and third among upper-middle income countries), and regulatory enforcement (ranking 44th overall and 4th in the region). Although

corruption is low in comparison with its peers (ranking 37th overall and 6th among its income-level peers) and transitions of power occur in accordance with law, the system of checks and balances is relatively weak (ranking 61st overall and 15th among upper-middle income countries). Civil justice is accessible, but slow. Limitations on the freedom of the press and undue influence on the criminal justice system are sources of concern.

Moldova is ranked 75th overall and places in the bottom half of lower-middle income countries on most dimensions of the rule of law, with a performance akin to that of last year. The country outperforms most of its regional and income-level peers in delivering order and security (ranking 40th overall and 6th among lower-middle income countries), and in providing access to official information. Yet, it still faces challenges in most of the other areas covered by the Index. Government accountability is weak due to corruption (ranking 88th globally and third to last in the region), ineffective checks on the government power, and impunity for misconduct by government officials, and regulatory agencies are perceived as ineffective and inefficient (ranking second to last in the region). Of related and continuing concern is the delivery of civil and criminal justice, which is hampered by government interference, corruption, and violations of due process.

Russia is ranked 80th overall. The country earns relatively high marks on labor rights, availability of official information, and absence of crime, particularly as compared with other upper-middle income countries. Since last year, Russia's scores improved in three of the main indicators of the Index: constraints on government power (now ranking 89th globally), absence of corruption (ranking 66th), and order and security (ranking 75th), although serious problems remain. The judicial system, although accessible and relatively efficient, is perceived to be affected by corruption and political interference. While civil conflict and terrorism decreased during the past year, they remain significant threats. Protection of fundamental rights, including property rights, freedom of opinion, freedom of association, due process and privacy are also areas of concern.

Serbia, at 54th, shows a stable performance since last year but one that varies considerably across the different dimensions. Its system of checks and balances ranks 65th overall and 4th among its regional peers, reflecting a lawful transfer of power but also the presence of political interference within the legislature and the judiciary. Turning to fundamental rights, the country receives relatively high marks (ranking 40th overall and 3rd in the region), although discrimination against minorities and violations of the right

to privacy are areas in need of attention. The judicial system is not as efficient as others in the region and is affected by corruption and political interference. Regulatory enforcement is ineffective even by regional standards (ranking 65th overall and 9th regionally). Lack of effective sanctions is a source of concern.

At 59th, **Turkey** places in the middle of Eastern European and Central Asian nations in most dimensions. The country performs relatively well in regulatory enforcement (ranking 38th) and absence of corruption (ranking 35th and second in the region), and its civil justice system ranks 47th. Turkey receives lower marks in the dimensions of government accountability (ranking 72nd overall and 21st among upper-middle income countries) and fundamental rights (ranking 78th globally), mainly because of political interference within the legislature and the judiciary, and restrictions on freedom of expression and privacy.

Ukraine is ranked at 68th position, standing out among lower-middle income countries for its low crime rates and relatively strong civil society. Administrative agencies are perceived to be as efficient as those in other countries in the region, albeit more corrupt and ineffective in enforcing regulations. However, the country faces major challenges that include political instability and unrest, weak government accountability (ranking 84th), and widespread corruption (ranking 94th). Courts are relatively efficient, but affected by undue influence, corruption, and political interference.

Uzbekistan comes in at 73rd overall, showing a relatively steady performance. The country scores very well in the area of security (ranking 5th overall and first in the region) and its administrative agencies and courts perform slightly better than their counterparts of other lower-middle income countries. Notwithstanding these strengths, the country still faces significant challenges in constraining the concentration of power in the executive branch (ranking third to last globally), addressing corruption, and protecting fundamental rights and civil liberties (ranking 95th overall and last among its income peers), including freedoms of speech, press, and association, right to life and security of the person, and privacy. Protection of property rights is relatively weak.

LATIN AMERICA & CARIBBEAN

At 58th overall, **Argentina** shows a fairly stable performance since last year. The country is ranked in the 71st place in providing effective checks on the executive's power, reflecting political interference within the legislature and the judiciary and a perceived culture of impunity among government officials. Administrative agencies perform slightly worse than their counterparts of other upper-middle income countries,

and corruption, although still present, is not as high as in other countries of the region (ranking 47th overall and 4th in the region). Civil courts are accessible and rank among the best in Latin America. Argentina's lowest score is in the area of security, placing 83rd overall, due to high crime rates. Deficiencies in police investigations and violations of the due process are also areas that require attention.

Bolivia comes in at 94th overall and occupies the bottom half of the rankings among lower-middle income countries in most of dimensions, presenting a relatively steady performance. Checks on the executive branch remain weak (ranking 88th), and the performance of regulatory agencies continues to lag behind that of its regional and income peers. The judicial system is inefficient and affected by corruption and political interference. Of particular concern is the deterioration of the country's security situation (ranking 82nd), although overall the score in this area is better than that of other countries of the region. Bolivia's best performance is in the area of fundamental rights, where it ranks 75th globally, although discrimination and violations of due process are still sources of concern.

At 42nd, **Brazil** follows Chile and Uruguay as the third-best performer in the region. The country has a good system of checks on the executive power (ranking 32nd overall), and an open government (ranking 36th overall), and obtains relatively high marks on respect for fundamental rights (ranking 35th overall and 6th among upper-middle income countries). Regulatory agencies are perceived as relatively independent, but inefficient. The civil justice system is relatively accessible, although court procedures are prone to delays and decisions are sometimes difficult to enforce. On a less positive note, the country still faces several challenges, especially in the areas of security, on which it places 71st overall due to high crime rates. In addition, Brazil continues to score poorly in criminal justice, dropping some positions to reach 69th place this year, owing to deficiencies in the criminal investigation and adjudication systems, violations of due process, and poor conditions at correctional facilities. A perceived culture of impunity among government officials remains also a source of concern.

Chile is ranked 21st overall and places second in the Latin American region, with a performance nearly identical to last year's. The government is accountable and generally free of corruption, and administrative agencies and courts are fairly efficient and transparent. The criminal justice system is effective and generally adheres to due process, although deficiencies in police investigations do exist. Arguably, the country's most important challenge is in the area of security, on which it ranks 61st overall. Other areas in need of

attention include discrimination against low income groups and ethnic minorities, harsh conditions in correctional facilities, and criminal recidivism.

Colombia comes in at 61st overall. The country outperforms most Latin American countries in the dimensions of regulatory enforcement (ranking 5th in the region), and open government (ranking 6th in the region and 40th globally). The country's judicial system is independent and one of the most accessible and affordable in the region; however, it is afflicted by delays and lack of effectiveness in the investigation and prosecution of crimes. On a less positive note and notwithstanding some recent progress in resolving its longstanding civil conflict, the country still faces serious challenges in the area of security (ranking 89th), particularly in regard to high levels of crime, which is partly attributable to the presence of powerful criminal organizations. Police abuses, violations of human rights, and poor conditions at correctional facilities are also areas that require attention.

The **Dominican Republic** is ranked 67th overall, losing ground in three of the eight factors of the Index: constraints on government power, fundamental rights, and criminal justice. The country performs relatively well in open government (ranking 45th overall and 7th in Latin America), and has a relatively efficient civil court system. However, it ranks 67th on checks on the executive authority, in part because of political interference within the legislature and the judiciary, and deficiencies in the functioning of auditing mechanisms. Corruption is still a problem (ranking 77th globally and 26th among upper-middle income countries), as is the relatively weak performance of regulatory agencies (ranking 76th overall and 13th in the region). The criminal justice system, although good by regional standards, has dropped some positions over the past year to reach 66th overall. Crime and vigilante justice, and lack of accountability for misconduct of government officers, are other areas in need of attention.

Ecuador is ranked 77th this year, showing a stable performance since last year. As compared to other countries in the region, the country scores relatively well in the areas of regulatory enforcement (ranking 54th overall and 8th in the region), absence of corruption (ranking 51st globally and sixth in the region), and protection of labor rights. Yet the country continues to lag behind most of its Latin American and income peers in the rest of the categories. It is ranked 85th in government accountability, mainly because of concentration of executive power and political interference among the branches of government, and occupies the 75th place in open government. The country's civil courts are inefficient and vulnerable to corruption and government influence

(ranking 77th globally and 24th among upper-middle income countries), and the criminal justice system continues to score poorly, falling several positions to take the 86th overall position (third to last among upper-middle income countries). Protection of property rights is weaker than in other countries of the region.

At 64th, **El Salvador** falls in the middle of the global rankings in most categories. The country ranks relatively well in protecting fundamental rights and freedoms (ranking 42nd globally and sixth in the region), and in the areas of regulatory enforcement and access to civil justice, particularly when compared with countries at similar stages of economic development. The country has also seen a marked improvement to its security situation (ranking 70th overall and fourth in the region), although significant room for improvement remains. The country, however, faces challenges in the area of criminal justice – where it ranks 90th in the world –chiefly because of corruption among judges and law enforcement officials, ineffective police investigations, and harsh conditions at correctional facilities. Limited access to official information is another area that needs attention.

Guatemala ranks 83rd and places in the bottom half of Latin American countries in most dimensions of the rule of law. As compared to its income peers, the country scores relatively well on government accountability, freedom of religion, freedom of assembly, and effective protection of the right to petition the government, and perceived corruption, although still present, has dropped over the last year (ranking 76th globally and 11th in the region). The country, however, continues to suffer from a deteriorating security situation (ranking 92nd overall), and a weak criminal justice system (ranking 93rd overall) affected by corruption and lack of effectiveness in the investigation and prosecution of crimes.

Jamaica is ranked in the 45th overall position, showing progress in a number of areas. The country performs strongly in guaranteeing basic civil liberties and obtains high marks in establishing effective checks on the government's power (ranking 34th globally and fourth in the region). Administrative agencies perform better than those of its regional and income peers, and the judicial system, although slow, is independent and relatively free of corruption. Despite slight improvements, the country's main weaknesses continue to lie in the area of security, on which the country places 74th overall, due to the high levels of crime and a high incidence of mob and vigilante justice.

At 79th, **Mexico** shows a relatively stable picture. The country stands out among Latin American countries for effective checks on government power (ranking 48th overall and seventh in the region), and an open government (ranking

32nd globally and fourth within the region), supported in large part by a long constitutional tradition with an independent judiciary, and strong protections for free speech and freedom of religion. Administrative agencies perform on par with those in other upper-middle income countries, which contrasts with the poor marks earned by the civil justice system (ranking 88th globally and third to last among upper-middle income countries), where delays and inefficiencies are common. Corruption remains a serious problem in all branches of government (ranking 78th globally). Turning to security, Mexico's police forces continue to struggle in guaranteeing the safety of its citizens against crime and violence (ranking 96th globally). Moreover, the criminal justice system has not fully implemented the newly enacted reforms, and continues to score poorly (ranking 97th overall), mainly because of weaknesses in the criminal investigation and adjudication systems, prevalent discrimination against vulnerable groups, corruption among judges and law enforcement officials, and violations of due process of law and the rights of the accused. Failure to prosecute government officials who commit violations and acts of corruption are also cause for concern.

Nicaragua comes in at 85th overall and places in the bottom half of lower-middle income countries on most of the dimensions of the Index, with a parallel performance to that of last year. The country continues to score relatively well on measures of openness and civic participation (ranking 54th overall and 8th among its income peers), but it still trail its income and regional peers at 96th place in government accountability, due to the erosion of checks on the executive branch and political interference within the legislature and the judiciary. The performance of administrative agencies is on par with other countries in the region, but civil courts are less efficient and perceived as more corrupt than its regional counterparts. Although not as large a problem as in other countries of the region, crime is an area in need of attention.

Panama comes in at 56th this year, earning high marks on open government (ranking 31st overall and third in the region), and protection of fundamental rights (46th overall and 8th in the region). The country lags slightly behind its peers in constraining executive authority and addressing corruption, although overall the marks on this dimension are better than they were a year ago. Administrative agencies and courts perform on par with those in other Latin American nations, but worse than those in other upper-middle income countries. Crime remains a significant problem, although it is not as high as in most of the region.

Peru comes in at 62nd globally and ranks in the middle of Latin American countries in most dimensions of the rule

of law. Despite a slight decline since last year, the country scores relatively well with regard to checks on executive power (ranking 38th globally and fifth in the region) as well as in protection of fundamental rights (ranking 34th globally and fourth in the region), including freedom of thought and religion and freedom of opinion and expression. However, the country ranks 79th on corruption (and second to last among upper-middle income countries) and 61st on regulatory enforcement. The civil justice system is perceived as slow, expensive, and inaccessible, particularly for disadvantaged groups. The criminal justice system moved down to the 67th position due chiefly to an increased perception of corruption, deficiencies in the criminal investigation and adjudication systems, and discriminatory treatment of the poor and ethnic minorities.

Uruguay is the highest-ranked country in Latin America, at 20th overall, showing a stable performance since last year. The country scores relatively well on government accountability (ranking 18th globally) and absence of corruption (ranking 19th overall and first in the region). Administrative agencies are effective in enforcing regulations and civil courts are independent, accessible, and free of improper influence. Uruguay's lowest score is in the area of security, on which it ranks 64th overall. The country also faces challenges in strengthening the functioning of its criminal justice system (ranking 42nd globally and second to last among high income countries).

At 99th, **Venezuela** is the weakest performer among all indexed countries, showing downward trends in performance across many areas since last year. The country is ranked last in government accountability, owing to an increased concentration of executive power and a debilitated system of checks and balances. Corruption is commonplace (ranking 90th overall and last in the region); administrative agencies suffer from inefficiencies and lack of transparency; and the justice system, although relatively accessible, loses positions on the back of increased political interference. Crime and violence are also areas of concern, as are the violations of fundamental rights, in particular, freedom of opinion and expression, and the right to privacy. Venezuela's strongest scores are in the areas of religious freedom, accessibility of the civil courts, and protection of labor rights.

MIDDLE EAST & NORTH AFRICA

Egypt ranks 74th overall and shows a significant deterioration during the past year in civil order and the effectiveness of constraints on government powers. Courts and administrative agencies are generally slow and ineffective. Protection of fundamental rights is weak (ranking 90th), mainly due to violations to the rights to life and security of

the person, due process of law and rights of the accused, and freedom of religion. While crime rates are relatively low, the use of violence to redress personal grievances remains a source of concern. On the other hand, Egypt outperforms its income peers in the areas of control of corruption (ranking 5th among lower-middle income countries) and effective criminal justice (ranking 8th), as well as in providing mechanisms for citizen participation, respecting judicial independence, and protecting property rights.

Iran ranks 82nd overall but scores in the middle ranks in several areas, including control of corruption (ranking 42nd), regulatory enforcement (ranking 41st) and delivery of civil justice (ranking 38th). Iran's performance is among the worst in the world in protecting fundamental rights (ranking last), as well as in ensuring effective constraints on government powers and open government (ranking 90th in both areas). The judiciary is relatively efficient and free of corruption, but subject to political interference, and the delivery of both civil and criminal justice weakened during the past year. Order and security also deteriorated in the same period; crime rates, civil unrest and the use of violence to redress personal grievances, are higher than in other countries in the region.

Jordan ranks 38th overall and it is in the top half of the rankings among upper-middle income countries in most dimensions, with relatively high marks in the areas of security (ranking 20th globally and 2nd among income peers), civil justice (ranking 21st overall and first among income peers), criminal justice (30th overall and 4th among income peers), absence of corruption (33rd overall and 4th among income peers), and effective regulatory enforcement (35th overall and fourth among income peers). Property rights are also well protected. Protection of fundamental rights is weak (ranking 77th overall and 22nd among income peers), particularly with regard to the right to life and security of the person and the freedoms of speech, religion, privacy and assembly. The country also lags behind its peers in the areas of constraints on government powers (ranking 64th), which deteriorated during the past year, and open government (ranking 65th).

Lebanon ranks 49th overall. The country's best performances are in the areas of protection of fundamental rights (ranked 43rd globally and first in the region), and constraints on government powers (ranking 44th overall and 3rd regionally), mostly due to a vibrant civil society and a free media (non-governmental checks) and relatively effective legislative oversight. The country ranks poorly on measures of corruption (70th) and government agencies struggle with inefficiencies (ranking 66th), despite recent improvements. The country is relatively safe from crime, but political violence is a major problem. The civil court system ranks poorly

(70th and second to last in the region), mainly because of corruption, delays, and discrimination against marginalized groups. Due process violations and harsh conditions in correctional facilities are also a source of concern.

Morocco ranks 52nd overall and it has seen improvements as a result of ongoing reforms in the areas of open government (ranking 46th globally and first in the region), order and security (ranking 44th overall and 8th among income peers), and regulatory enforcement (ranking 36th globally and 3rd among income peers). Morocco also outperforms most lower-middle income countries in the area of constraints on government powers (ranking 46th overall and 6th among income peers). Despite the progress achieved, substantial challenges remain in the dimensions of protection of fundamental rights (ranking 84th and 19th among income peers), and control of corruption (ranking 62nd). The civil justice system ranks 51st overall and the criminal justice system 81st, mainly due to due process violations, harsh conditions at correctional facilities, and political interference.

Tunisia ranks 41st overall and near the top among the countries in the region in several dimensions, including constraints on government powers (ranking 41st and first in the region), and open government (49th and second in the region). While protection of fundamental rights is stronger than in other countries in the region (ranking 64th globally and second regionally), violations to the rights to life and security, due process and privacy remain a source of concern. The country's performance in all other areas falls in the middle of both global and regional rankings, including corruption (43rd), order and security (41st), regulatory enforcement (47th), civil justice (43rd) and criminal justice (45th).

The **United Arab Emirates** ranks 27th overall and it leads the region in several dimensions of the rule of law. Public institutions in the country are relatively well developed and free of corruption (ranking 17th globally), and government officers are held accountable for misconduct. The country is safe from crime and violence (ranking 9th in the world) and the court system is efficient and relatively independent by regional standards. Nonetheless, due process violations, lack of access to civil courts, and discrimination of marginalized groups remain areas in need of attention. On the other hand, the country ranks last among high income peers in three areas: constraints on government powers (ranking 42nd globally), open government (52nd) and protection of fundamental rights (73rd). In particular, accessibility of official information and protection of labor rights and the freedoms of assembly, religion and opinion and expression, are lower than in other high income countries.

SOUTH ASIA

Afghanistan enters the Index for the first time this year at 98th position overall, placing below its regional and income peers in most dimensions. Despite ongoing efforts to strengthen the rule of law in the country, Afghanistan continues to face challenges in increasing the accountability of public officials and improving the functioning of its public institutions. The country occupies the 78th position on checks on government power, with relatively high marks on limits by the legislature and non-governmental checks, and low marks on judicial independence and effective auditing and review. Corruption is prevalent in all branches of government (ranking last overall), and the country's administrative agencies fail to perform at the same levels as their counterparts of other low-income countries. With regard to fundamental rights, the country performs relatively well on freedom of speech and freedom of assembly, but receive weak marks on equal treatment, freedom of religion, and labor rights. The country's security situation remains fragile (ranking 97th overall) due to armed conflict, crime and the use of violence for redress. Although not as prone to delays, the judicial system presents a number of challenges including corruption and undue influence, inefficient enforcement, discrimination against women and religious minorities, and violations of due process

At 92nd, **Bangladesh** shows deficiencies in most areas of the rule of law. Corruption is prevalent (ranking 95th), particularly among the police and the military. Constraints on government powers are weak (ranking 80th overall and last in the region), reflecting deficiencies in sanctions for misconduct of government officials. Administrative agencies and courts are inefficient and affected by corruption and political interference. Human rights violations and police abuses are also a significant problem. Bangladesh's best performance is in the area of order and security, where it ranks 76th globally and 3rd in the region, mostly due to its relatively low crime rates, although the use of violence to redress personal grievances remains an area of concern. Protection of property rights is stronger than in other lower-middle income countries.

India ranks 66th overall. The country has a robust system of checks and balances (ranked 35th worldwide and first in the region), an independent judiciary, strong protections for freedom of speech, and an open government (ranking 30th globally and second among lower-middle income countries). Administrative agencies are slow and ineffective (ranking 81st), and the civil court system ranks poorly (ranking 90th), mainly because of deficiencies in the areas of court congestion, enforcement, and delays in processing cases. Corruption remains a significant problem (ranking 72nd),

despite some improvements during the past year. Order and security — including crime, civil conflict, and political violence— is the most significant rule of law weakness (ranked 95th). Police discrimination and abuses are also a source of concern.

Nepal ranks 57th globally and it outperforms its regional peers and most other low income countries in several dimensions of the rule of law. The country's best performance is in the area of protection of fundamental rights (ranking 48th overall and first among regional and income peers). It has also shown improvements in the areas of constraints of government powers (ranking 45th overall and first among income peers), open government (ranking 61st and first among income peers), order and security (ranking 55th), and regulatory enforcement (ranking 56th). Rule of law areas of particular concern in Nepal include corruption, especially among the judiciary and the legislature, instability of the legal framework, the use of violence to redress personal grievances, limitations in the accessibility and affordability of civil justice, due process violations, and poor conditions at correctional facilities.

Pakistan, ranking 96th overall, shows weaknesses in most dimensions when compared to its regional and income peers. The country's strongest performance is in the area of constraints on government powers (ranking 73rd globally and 14th among income peers), due to a relatively independent judiciary and comparatively effective oversight by the legislature and non-governmental checks. However, corruption is common in all branches of government (ranking 91st), administrative agencies are ineffective in enforcing regulations (ranking 95th), and impunity for official misconduct of government officials is prevalent. While serious human rights violations are common, including violations to the right to life and security of the person, the country affords greater protection to the freedoms of speech and assembly than most of its income and regional peers. The most significant rule of law challenge facing Pakistan is in the area of order and security (ranking last in the world), due to civil conflict, terrorism, crime and the use of violence to resolve personal grievances. Despite the relative independence of the courts, the judicial system is slow and ineffective, and it is affected by corruption, due process of law violations, and the poor condition of correctional facilities.

Sri Lanka ranks 48th globally and outperforms its regional peers in most dimensions of the rule of law. The country also outpaces most lower-middle income countries in several areas, ranking second in delivering effective criminal justice, despite a recent deterioration in this area. Control of corruption is relatively effective (ranking 39th globally and

first in the region). On the other hand, violence and human rights violations related to the legacy of a protracted civil conflict remain problematic, despite recent improvements. Other areas of concern are delays and barriers to access civil justice, ineffective criminal investigations, due process violations, and lack of accessibility of official information.

SUB-SAHARAN AFRICA

Botswana is the highest-ranked country in the Sub-Saharan African region, and comes in at 25th overall, even ahead of some of the high-income level countries. Despite a slight drop in positions since last year, the country continues to enjoy an effective system of checks and balances, including a fairly independent judiciary and a free press (ranking 25th). Corruption remains minimal and all branches of government operate effectively. Fundamental rights are generally respected (ranking sixth in the region), although limitations on the right to privacy, and discrimination against immigrants and ethnic minorities are still areas of concern. Finally, although the civil and criminal justice systems compare favorably to other countries in the region (ranking 28th and 23rd, respectively), delays and political interference in judicial processes remain areas that require attention.

Burkina Faso is ranked 53rd this year, outperforming most of its regional and income peers in all but one dimension of the rule of law. As compared to other countries in the region, the country scores fairly well in the areas of regulatory enforcement and civil justice, ranking third and fifth in the region, respectively. The country also performs relatively well in freedom of speech, assembly, and religion. However, the country is ranked 76th in government accountability due to the lack of effective checks on the executive branch, and political interference among the different branches of government. Although not as pervasive as in other parts of Sub-Saharan Africa, corruption is commonplace, and crime and vigilante justice remain significant challenges. The performance of the criminal justice system registered a slight deterioration since last year (ranking 64th), and remains an area in need of attention, particularly concerning violations of due process, political interference in judicial decisions, and harsh conditions in correctional facilities.

Cameroon is ranked 95th overall, lagging behind its regional and income peers in most categories. Despite slight improvements in several areas since last year, the country still faces many challenges in terms of accountability and the functioning of public institutions. Checks and balances are poor (ranking 87th overall and third to last within the region); protection of fundamental rights is relatively weak (ranking 81st overall and 13th among its regional peers); corruption is common (ranking second to last in the world); and the

civil justice system is slow and subject to political influence. Cameroon, however, has a relatively low incidence of crime, although police abuses, a high incidence of mob and vigilante justice, and harsh conditions in correctional facilities are areas in need of attention.

Cote d'Ivoire is ranked 72nd overall and 9th in the Sub-Saharan Africa region, with a performance similar to that of last year. The country occupies the 77th position on checks on government power due to limitations on the independence of the judiciary and the legislature, and governmental pressure on the media and civil society organizations. Conflict-related violence and violations of fundamental rights are serious concerns, including torture, disappearances, and restrictions on freedom of speech and privacy. The criminal justice system ranks 60th, due in part to weaknesses in the criminal investigation system, violations of due process, and poor conditions of correctional facilities. The country's best performance is in the area of civil justice (ranking 57th overall and 9th among lower-middle income countries), and effective regulatory enforcement (ranking 6th in the region and 7th among lower-middle income countries).

Ethiopia ranks 88th this year and occupies the bottom half of the rankings among low-income countries in most dimensions. Despite important gains in the area of security (ranking 73rd overall), the country still faces significant challenges across most of the areas covered by the Index. Accountability is weak by regional standards, ranking 91st globally and second to last in the region, and the performance of regulatory agencies and courts lags behind that of its regional peers. The country also has a poor record in protecting fundamental rights, ranking 94th globally and second to last in the region. Of greatest concern are restrictions limiting freedom of speech and assembly, as well as illegal detentions, and due process violations. The criminal justice system, although not without problems, performs slightly better than those of other countries in the region.

At 37th position overall, **Ghana** is the second-ranked country in the Sub-Saharan Africa region, and the strongest performer among lower-middle income countries. Despite a slight decline since last year, the country continues to enjoy an effective protection of fundamental rights (ranking 33rd overall and first in the region), a functioning system of checks and balances (ranking 27th overall and second in the region), and an open government (ranking 37th and third in the region). On a less positive note, administrative efficiency and corruption remain important challenges, although the country outperforms most of its regional peers in both dimensions. The civil justice system is relatively independent, but slow and inaccessible to most people. Finally, although improving since

last year, the safety situation (ranking 57th), particularly in regard to security from crime and vigilante justice, is an area that still requires attention.

Kenya ranks 86th overall and occupies the bottom half of the regional rankings across all the major dimensions captured by the Index. In spite of improvements in the perceived ability of the legislature and the judiciary to act as effective checks on the executive branch (ranking 62nd overall, up 13 places), and relatively good marks in the areas of freedom of religion and freedom of assembly and association, the country presents a number of challenges. Corruption remains widespread (ranking 93rd globally and third to last in the region); regulatory enforcement is ineffective by regional standards; and the civil justice system, although on par with the regional average, needs improvements across many areas. Crime and vigilante justice are also areas of concern.

Liberia is ranked 87th overall and 13th in the Sub-Saharan Africa region. The country ranks relatively well in the areas of government accountability (ranking 56th overall) and protection of fundamental rights (ranking 53rd), outperforming most of its regional and income peers on the back of improvements in protecting basic civil liberties and advances toward a functioning system of checks and balances. Yet, corruption is commonplace and the quality of administrative agencies and the judiciary continues to be hampered by inefficiencies and lack of resources. The country also faces significant challenges in the area of order and security (ranking 93rd).

Madagascar comes in at 81st place. The country sustains one of the region's sharpest drops, registering a fall in four of the eight dimensions of the Index, including government accountability and fundamental rights. The country continues to receive relatively weak assessments on checks on government power (ranking 83rd and 15th within the region), corruption (ranking 84th overall and 12th in the region), and regulatory enforcement (ranking 82nd). There are limitations on freedom of speech and privacy, as well as on the ability to petition the government and to access official information. Police abuses and political interference in the justice system are also areas of concern. The country's strongest scores are in the area of order and security (ranking second in the region and first among low-income countries).

Malawi ranks 55th overall and 6th in the region. The country achieves its highest scores in the dimension of civil justice (ranking second in the region), and has moved up significantly in the rankings in the area of fundamental rights, thanks to improvements in protecting freedoms of speech, religion, privacy, and assembly. The country scores relatively well on checks on government power (6th in its income group

and 9th in the region), and the judiciary is free of political interference. Its weakest performance is in the area of open government (ranking 80th overall and 10th in the region), particularly in regard to the availability of official information. Enforcement of government regulations, violations of due process, and poor conditions of correctional facilities are also areas of concern.

Nigeria ranks 93rd overall and near the bottom half of lower-middle income countries in most dimensions. The country ranks 69th for checks on the executive branch and 76th for open government, putting it slightly behind the average rankings of Sub-Saharan African countries. Yet, in most of the other dimensions, the country remains one of the poorest performers of the region. Corruption is widespread (ranking third to last in the world), the criminal justice system has deficiencies (ranking 91st overall and second to last in the region), fundamental rights are poorly protected (ranking 88th overall), and a deteriorating security situation continues to raise significant concern (ranking second to last overall). Nigeria's best performance is in the area of civil justice, where it ranks 52nd globally and 7th among its income peers.

Senegal is ranked in the 43rd position, and is in the top half of the rankings among lower-middle income countries in most dimensions, attributable to ongoing reforms. The country continues its steady progress and scores fairly well on checks on government power (ranking 33rd overall and third among its income group). Administrative proceedings are more efficient than elsewhere in the region, and the civil justice system is relatively independent, although a bit slow and inaccessible to most people. Although not as extensive as in other countries in the region, corruption is still a problem, as is open government, on which the country ranks 70th. The country places 39th globally and second in the region for protecting fundamental rights, although police abuses and harsh treatment of prisoners are a source of concern.

Sierra Leone is ranked 84th overall and 11th in the Sub-Saharan Africa region. The country ranks second among low-income countries and fifth in the region with respect to checks on government power. The judiciary and the legislature are relatively independent, and the press and civil society organizations are mostly free from government interference. The country, however, faces many challenges. Major problems include high crime rates, widespread corruption, ineffective regulatory enforcement, lack of official information, and severe deficiencies in the criminal justice system.

South Africa, at 40th place, leads the BRICS countries and shows a rather stable performance since last year. The country has relatively effective checks on government power (ranking

37th), and an open government (ranking 26th). The country's civil justice system is independent, but slow, and the criminal justice system, although ranked 47th overall, is still afflicted by deficiencies in the investigation of crimes, and poor conditions of correctional facilities. Arguably, the country's most important challenge is in the area of security (ranking 86th) due chiefly to the prevalence of crime and vigilante justice.

Tanzania, at 69th, ranks in the upper half of low-income countries in most dimensions of the rule of law, with a performance similar to that of last year. The country features a reasonable system of checks and balances (ranking 52nd overall and third among low-income countries), and administrative agencies, although not without problems, are slightly more efficient than those in other countries in the region. The judiciary, however, is inefficient and affected by corruption, and crime and vigilante justice continue to be major problems (ranking 90th overall). Lack of access to official information is another area of concern.

At 90th, **Uganda** ranks below the majority of countries in the region, with weakening performances across several dimensions of the rule of law. Government accountability remains relatively weak by regional standards (ranking 14th regionally and 81st globally), and administrative agencies are perceived to be inefficient and corrupt (ranking 89th overall and 14th within the region). Protection of fundamental rights is weak and is deteriorating since last year (ranking 93rd), and crime and political violence, while improving slightly, remain significant challenges. Courts, although relatively independent, are under-resourced, slow, and inaccessible to most people.

Zambia comes in at 70th position overall and 8th in the region, showing a relatively steady performance on the eight dimensions assessed by the Index last year. The country scores relatively well in the areas of government accountability, absence of corruption, and open government, and the performance of the country's administrative agencies is on par with the regional average. Yet protection of fundamental rights, including freedom of speech and assembly, remains relatively weak, ranking 86th overall. Other rule of law concerns include political interference within the legislature and the judiciary, police abuses, poor protection of property rights, vigilante justice, and poor conditions of correctional facilities.

With a performance essentially unchanged from the previous edition, **Zimbabwe** comes in at 97th this year, the lowest-ranked country in Sub-Saharan Africa. Checks on government power are weak (ranking 98th), and the country fails to protect fundamental rights (ranked 98th globally and last amongst both its regional and income peers), including

freedom of speech, assembly, and association. Corruption is pervasive and voting irregularities are common. Open government and protection of property from expropriation are weak. Zimbabwe's best performance is in the area of criminal justice (ranking 11th in the region and 7th among low-income countries), although severe violations of due process of law and the rights of the accused prevail.

WESTERN EUROPE & NORTH AMERICA

At 7th, **Austria** places among the top 10 globally in all dimensions of the rule of law, with a stable performance since last year. The government is accountable and free of corruption, and fundamental rights are strongly protected. Although the country's government is very open (ranking 6th globally), people in Austria face more difficulties in accessing official documentation than do individuals in most other developed nations. The country's courts are accessible and free of improper influence; however, discrimination against disadvantaged groups by judicial personnel and law enforcement officers is perceived to be a problem.

Belgium is ranked in the 17th position overall, and places in the top 20 worldwide in all the eight dimensions measured by the Index. The country continues to score well in government accountability (ranking 11th overall), as well as in protection of fundamental rights (ranking 9th overall), although police discrimination against foreigners is still perceived to be a significant problem. The judicial system is independent and free of corruption, although it is not as accessible to disadvantaged groups. Judicial delays in civil cases, as well as a limited effectiveness of the criminal investigation system in capturing offenders, are areas that need attention.

Bulgaria is ranked in the 44th position. The country outperforms most upper-middle income countries in protecting the security of its citizens from crime and in respecting the freedoms of speech, religion, and assembly, although it still scores lower than its EU counterparts. The right to petition the government and citizen participation are also significant strengths. However, the country faces challenges in the dimensions of government accountability, corruption, and regulatory enforcement, where it ranks 58th, 64th, and 57th, respectively. The criminal justice system performs on par with those in other upper-middle income countries (ranking 56th globally and 15th among its income peers), although deficiencies in police investigation and corruption are weaknesses that remain to be addressed.

Canada occupies the 11th position overall, and places in the top 15 in seven of the eight categories of the Index, displaying little change since last year's edition. The government is accountable (13th globally) and open (3rd globally); corruption is minimal (ranking 14th overall); and the country generally

observes fundamental rights (ranking 16th overall), although discrimination against immigrants and the poor is still a source of concern. The country is relatively safe from crime, civil courts are accessible and independent, and the criminal justice system is effective in bringing offenders to justice. However, delays in court processes, and unequal access and treatment of disadvantaged groups at courts and police services, are areas in need of attention.

Croatia places in the middle of the rankings in most categories, with a fairly even performance across all dimensions captured by the Index. The country is ranked in the 40th position in checks on the government's power and in the 38th position in open government. Although good by global standards good, Croatia's institutions lag behind those of other high-income countries. Its public administrative bodies, for example, are not as efficient as others in the region, and the judicial system, while generally accessible, is slow and subject to improper influence. The country is relatively safe from crime, but there is an increasing use of violence to express discontent. Corruption is an area of concern (ranking 36th globally and last among high-income countries).

Czech Republic is ranked in the 23rd position overall and occupies the 15th place in the region, showing a similar performance to that of last year. The country obtains high marks in providing effective checks on the executive's power (ranking 23rd overall), and in protecting fundamental rights (ranking 11th overall and 9th in the region). The country's administrative agencies are relatively effective in enforcing regulations, albeit less efficiently than those in other EU countries. Courts are independent, but slow. Other areas in need of attention include corruption among government officials (ranking 31st), lack of effective sanctions for official misconduct, and limitations on citizens' right to petition the government and to access official information.

Denmark attains the 1st position overall as a result of its continuous strong performance across all dimensions. The country is the world leader in two dimensions — government accountability and absence of corruption — and places in the top 5 in all other dimensions. Denmark's public institutions are transparent, efficient, and free of corruption. The country is relatively safe from crime, and the criminal justice system is effective in bringing offenders to justice; however, police discrimination against foreigners and ethnic minorities are perceived to be a problem. Court delays are also an area where improvement is needed.

Estonia ranks 15th overall and ranks globally among the top 20 in all but one dimension, thanks to its well-functioning and open institutions. Administrative agencies and courts are accountable,

effective, and free of corruption, and fundamental rights are strongly protected. On the other hand, the crime rates in Estonia are slightly higher than in most of its high income peers. Judicial delays are another area in need of attention.

Finland is ranked 4th overall, and places in the top 10 globally in six dimensions, and places in the top 15 globally in the other two dimensions of the Index. The country has well-functioning, accountable, and transparent institutions, and the court system is independent and free of improper influence. Nevertheless, the country registered a slight decline in the area of open government (ranking 11th overall), driven by the perceived deterioration in the people's ability to petition the government and access official information. The criminal justice system ranks 1st overall, but police discrimination against foreigners and ethnic minorities is perceived to be a problem.

France comes in at 18th overall, with high marks in the areas of accountability (ranking 14th overall), open government (ranking 16th overall), and effective regulatory enforcement (ranking 14th overall). The country also scores well on absence of corruption (ranking 20th globally), and protection of fundamental rights (ranking 18th globally), although police discrimination against ethnic and religious minorities as well as perceived violations of the right of privacy are both areas that need to be addressed. The country has an independent, accessible, and affordable civil justice system (ranking 18th overall). However, judicial delays are a weakness in both the civil and criminal justice systems, where cases can take a long time to resolve.

At 9th, **Germany** places in the top 15 worldwide in six dimensions, and in the top 20 worldwide in the other two dimensions, with a rather stable performance since last year. Government accountability is strong (ranking 9th overall), and corruption is minimal (ranking 12th overall). Administrative agencies are transparent and effective in enforcing regulations (ranking 16th). The country's civil justice system ranks 3rd overall, and is characterized by the affordability of attorneys, accessibility and efficiency of courts, and lack of undue influence. Police discrimination against foreigners, as well as difficulties in bringing criminal offenders to justice, are areas that need attention.

Greece is ranked in the 32nd position globally, underperforming most of its regional and income peers in all dimensions, and displaying a broadly similar performance to that of last year. The country has a fair system of checks and balances (ranking 29th overall), but its administrative agencies are inefficient, lax in enforcing regulations, and affected by improper influence. The country's civil justice system is independent, but slow (ranking 25th overall), and the criminal justice system scores below levels found in other advanced economies (ranking 43rd overall and last among high-income countries), mainly because of difficulties

in identifying and prosecuting offenders, corruption, and poor conditions at correctional facilities. While the country is relatively safe from crime, riots in the streets still occur. Overall, Greece earns high marks in protecting basic rights and liberties, but discrimination against disadvantaged groups is perceived to be a problem.

Hungary places in the top-third worldwide in most dimensions of the rule of law, but lags behind its regional and income group peers. The country ranks third to last among high income countries for effective checks on government powers, due in part to political interference among the different branches of government. Despite a slight drop of positions since last year, corruption remains relatively low (ranking 29th overall), and administrative agencies are relatively effective in enforcing regulations (ranking 30th overall). The country is relatively safe from crime. The civil justice system, however, ranks 55th overall and last among high-income countries, mainly because of lengthy delays in the resolution of cases, difficulties enforcing court decisions, discrimination against marginalized groups, and political interference in judicial decisions. Deficiencies in police investigations and difficulties in bringing criminal offenders to justice are other areas in need of attention.

Italy is ranked in the 29th position overall. The country scores 26th globally in checks on the government's power, and receives high marks for observing fundamental rights (ranking 22nd overall). Administrative agencies are effective in enforcing regulations, although they are less efficient than their counterparts in other countries throughout the region (placing 19th in the region, and ranking 29th overall). The country's civil justice system is independent, but slow. The country's lowest positions are in the areas of security (ranking 50th overall), and open government (ranking 39th overall), attributable to an increasing use of violence to express discontent, and to perceived difficulties in petitioning the government and accessing official information, respectively. Corruption and discrimination against disadvantaged groups are other areas in need of attention.

The **Netherlands** comes in at 5th overall. Checks on executive power are strong (ranking 7th overall), corruption is minimal (ranking 7th overall), the government is open and transparent (ranking 7th overall), and administrative agencies are efficient and effective in enforcing regulations. The country's civil courts are accessible and free of improper influence, placing 2nd worldwide. Fundamental rights are also well protected (ranking 6th overall), although labor market discrimination and police discrimination against disadvantaged groups are perceived to be issues needing attention. Although the country is relatively safe from crime, burglaries and thefts are somewhat common.

Norway comes in at 2nd overall, and is the world leader in the areas of open government, regulatory enforcement, and civil

justice. The government is accountable (ranking 2nd overall), and the justice system operates independently and without improper influence. The criminal justice system is effective and adheres to due process. While the country is safe from crime, burglary and theft are ongoing issues.

Despite a slight drop of scores in three of the eight dimensions measured by the Index, **Poland**, at 22nd place, continues to earn high marks across all areas. The country places 22th globally in checks on the government's power, and its public institutions rank 27th overall in absence of corruption, and 26th in effectiveness of regulatory enforcement. In general, the country has a good record in protecting fundamental rights. The civil justice, although accessible and free of undue influence, is affected by lengthy delays in the resolution of cases and difficulties in enforcing court decisions (ranking 22nd overall). Poland's lowest score is in the dimension of open government (ranking 27th overall), mainly because of limitations on citizens' right to petition the government and to access official information. Delays in administrative proceedings are another area in need of attention.

Portugal places 26th overall and 17th in the region. While lagging behind many of its regional peers in most dimensions, Portugal still maintains a stable performance since last year. The country ranks 19th overall in checks on the government's power, and 26th overall on absence of corruption. Administrative agencies are relatively effective in enforcing regulations, albeit less efficiently than those in the majority of other countries in the region. The civil courts are independent, but slower than their counterparts in the European Union. Portugal's lowest score is in the area of order and security (ranking 58th overall), mainly because people are increasingly resorting to violence to express discontent. Its highest position is on respect for fundamental rights (ranking 17th overall).

Romania is ranked in the 33rd position overall, trailing its EU peers but outperforming most upper-middle income countries. The country performs relatively well in the dimensions of security (ranking 31st overall), respect for fundamental rights (ranking 25th globally and 2nd among upper-middle income countries), and criminal justice (ranking 3rd among its income peers and 29th overall). However, the country does less well on administrative and judicial efficiency. While administrative agencies perform on par with those in other upper-middle income countries, they rank worse than those of other countries of the region. Corruption is still an area in need of attention, (ranking 41st globally and second to last in the region), particularly in the legislature, as are the difficulties in petitioning the government and accessing official information.

Slovenia places in the top-third worldwide in most dimensions of the rule of law. The country has a good system of checks and balances (ranking 30th overall), and obtain relatively high marks

in protecting basic civil liberties. The country's administrative agencies and courts perform well by global standards, but below its regional and income counterparts. Among the challenges faced by the country are delays and inadequate enforcement of administrative and judicial decisions, impunity for misconduct by government officials, and police corruption.

Ranked 24th, **Spain** drops several positions in five of the eight dimensions measured by the Index this year, but nonetheless maintains relatively good marks across all areas. The government remains generally accountable, despite some decline over the past year in the areas of judicial independence and legislative corruption. Fundamental rights and basic civil liberties remain strongly protected (ranking 14th overall), and administrative agencies, although slightly inefficient, are effective in enforcing regulations (ranking 25th overall). By contrast, Spain lags behind its regional and income-group peers in providing mechanisms for public participation — including the right to petition public authorities. Judicial delays, ineffective enforcement of civil justice, police discrimination, and corruption in the civil and criminal justice systems are also areas in need of attention.

Sweden is ranked in the 3rd position worldwide and places in the top 5 in six dimensions and in the top 10 in the other two, with a performance similar to that of last year. Government accountability is strong (ranking 3rd overall), corruption is minimal (ranking 4th overall), and fundamental rights are strongly protected (ranking 1st overall). In addition, the country's administrative agencies and courts are rated among the most effective and transparent in the world. Notwithstanding these strengths, some concerns remain with regard to police discrimination against foreigners and ethnic minorities, perceived delays in court processes, and difficulties in bringing criminal offenders to justice.

The **United Kingdom** is ranked 13th overall, with a stable performance since last year. The country scores high on government accountability (ranking 10th overall) and corruption is minimal (ranking 15th overall). Administrative agencies are efficient and effective in enforcing regulations. Fundamental rights are well protected (ranking 15th overall and 13th in the region) and the country is relatively safe from crime. The court system is independent and free of undue influence, but it is not as accessible and affordable as others in the region. Undue infringement of privacy is an area of concern.

The **United States** ranks 19th overall, with a relatively uniform performance across all dimensions of the rule of law. The country maintains a well-functioning system of checks and balances (ranking 20th), in spite of a slight relative decline during the past year. The United States scores well in the areas of Open Government (ranking 17th) and Order and Security (ranking 18th), with a significant improvement from the previous

measurement. Protection of fundamental rights is strong, particularly with regard to the rights of association, opinion and expression, and freedom of religion. The country underperforms income and regional peers in the protection of the right to privacy, due process of law and fundamental labor rights. The judicial system is independent and free of undue influence, but it lags behind its peers in providing equal treatment to ethnic minorities and other disadvantaged groups. Civil legal assistance is frequently expensive or unavailable, and the gap between rich and poor individuals in terms of both actual use of and satisfaction with the court system is significant.

Country Profiles

Country Profiles

This section presents profiles for the 99 countries and jurisdictions included in the WJP Rule of Law Index 2014 report.

How to Read the Country Profiles

Each country profile presents the featured country's scores for each of the WJP Rule of Law Index's factors and sub-factors, and draws comparisons between the scores of the featured country and the scores of other indexed countries that share regional and income level similarities. The scores

range between 0 and 1, where 1 signifies the highest score (high rule of law adherence) and 0 signifies the lowest score (low rule of law adherence). The country profiles consist of four (4) sections, outlined below.

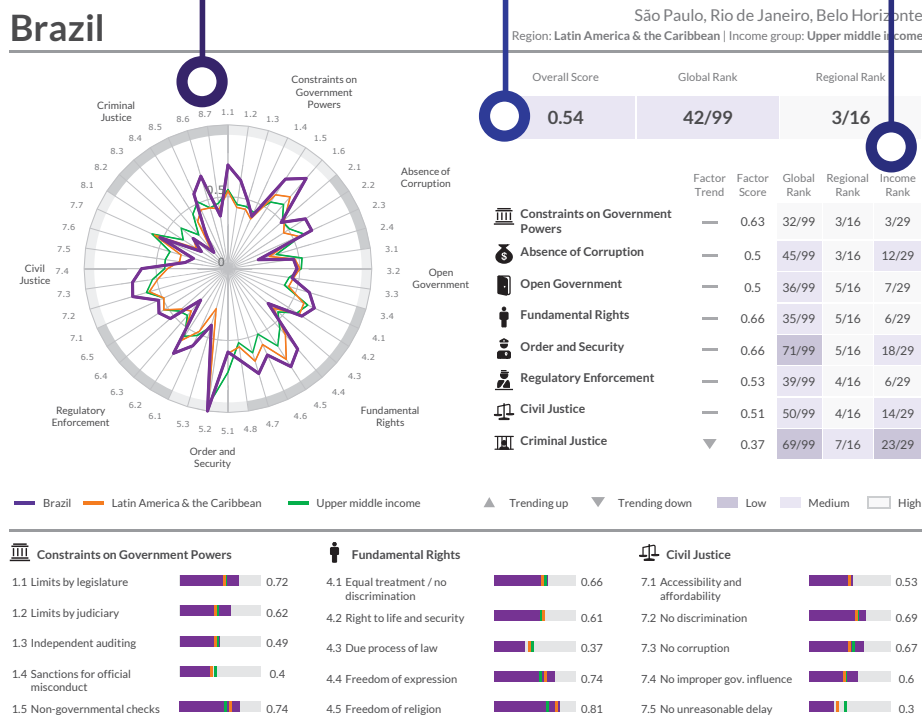
1 Section 1 displays the country's disaggregated scores for each of the sub-factors that compose the WJP Rule of Law Index. Each of the 47 sub-factors is represented by a gray line drawn from the center to the periphery of the circle. The center of the circle corresponds to the worst possible score for each sub-factor (0.00), and the outer edge of the circle marks the best possible score for each sub-factor (1.00).

The featured country's scores are shown in **purple**. The average score of the country's region is shown in **orange**. The average score of the country's income group is shown in **green**.

2 Section 2 displays the country's overall rule of law score, along with its overall global and regional ranks. The overall rule of law score is calculated by taking the simple average of the eight individual factors, listed in the table in Section 3.

3 Section 3 displays the featured country's individual factor scores, along with the global, regional, and income group rankings. The distribution of scores for the global rank, regional rank, and income rank is spread amongst three tiers – high, medium, and low.

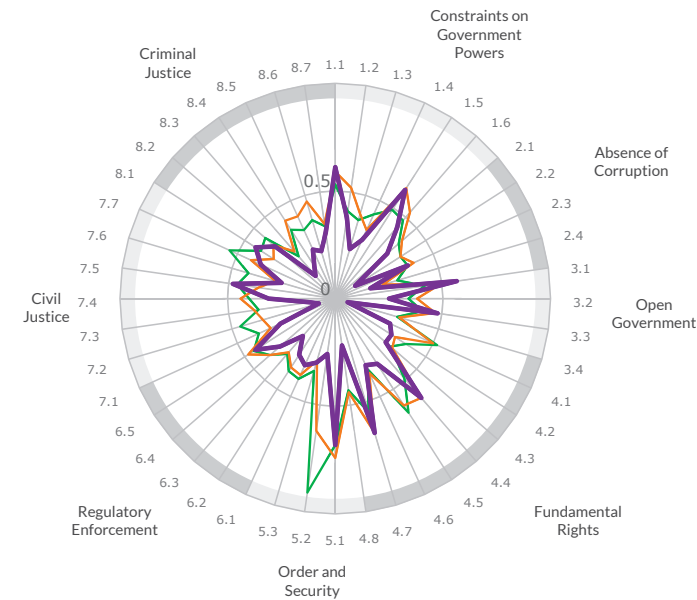
It also features upward and downward arrows to illustrate whether the rule of law in a country changed in the past year. Further information about the statistical procedures to construct these arrows can be found in the Methodology section of this report.



4 Section 4 presents the individual sub-factor scores underlying each of the factors listed in Section 3. The featured country's score is represented by the purple bar and labeled at the end of the bar. The average score of the country's region is represented by the orange line. The average score of the country's income group is represented by the green line. Each sub-factor score is scaled between 0 and 1, where 1 is the highest score and 0 is the lowest score.

Afghanistan

Kabul, Herat, Kandahar
Region: South Asia | Income group: Low income



Overall Score	Global Rank	Regional Rank
0.34	98/99	6/6

	Factor Trend	Factor Score	Global Rank	Regional Rank	Income Rank
Constraints on Government Powers	—	0.43	78/99	5/6	10/16
Absence of Corruption	—	0.24	99/99	6/6	16/16
Open Government	—	0.34	89/99	5/6	11/16
Fundamental Rights	—	0.39	91/99	5/6	12/16
Order and Security	—	0.42	97/99	5/6	16/16
Regulatory Enforcement	—	0.33	97/99	6/6	15/16
Civil Justice	—	0.27	99/99	6/6	16/16
Criminal Justice	—	0.28	96/99	6/6	16/16

— Afghanistan — South Asia — Low income ▲ Trending up ▼ Trending down Low Medium High

Constraints on Government Powers

1.1 Limits by legislature	0.61
1.2 Limits by judiciary	0.38
1.3 Independent auditing	0.24
1.4 Sanctions for official misconduct	0.3
1.5 Non-governmental checks	0.6
1.6 Lawful transition of power	0.44

Absence of Corruption

2.1 No corruption in the executive branch	0.32
2.2 No corruption in the judiciary	0.11
2.3 No corruption in the police/military	0.37
2.4 No corruption in the legislature	0.17

Open Government

3.1 Accessible laws	0.57
3.2 Stable laws	0.25
3.3 Right to petition / participation	0.48
3.4 Right to information	0.06

Fundamental Rights

4.1 Equal treatment / no discrimination	0.28
4.2 Right to life and security	0.31
4.3 Due process of law	0.31
4.4 Freedom of expression	0.61
4.5 Freedom of religion	0.36
4.6 Right to privacy	0.34
4.7 Freedom of association	0.65
4.8 Labor rights	0.22

Order and Security

5.1 Absence of crime	0.68
5.2 Absence of civil conflict	0.26
5.3 Absence of violent redress	0.31

Regulatory Enforcement

6.1 Effective regulatory enforcement	0.34
6.2 No improper influence	0.31
6.3 No unreasonable delay	0.23
6.4 Respect for due process	0.34
6.5 No expropriation w/out adequate compensation	0.44

Civil Justice

7.1 Accessibility and affordability	0.28
7.2 No discrimination	0.08
7.3 No corruption	0.12
7.4 No improper gov. influence	0.31
7.5 No unreasonable delay	0.48
7.6 Effective enforcement	0.26
7.7 Impartial and effective ADRs	0.38

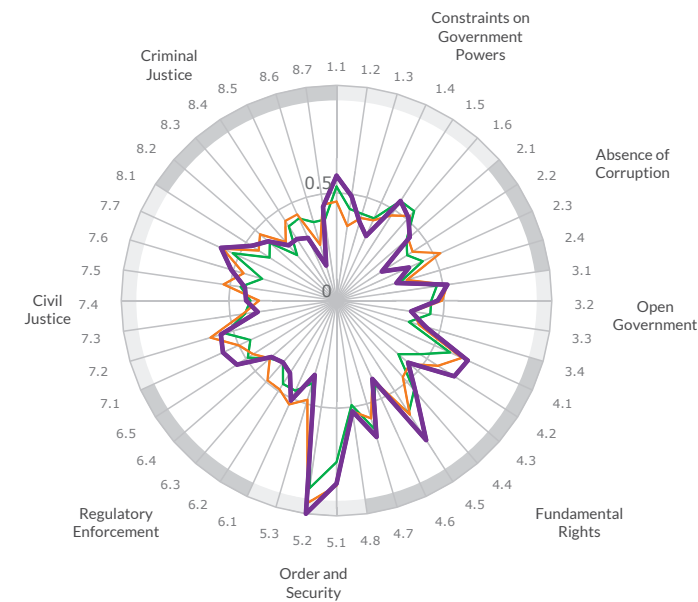
Criminal Justice








8.1 Effective investigations	0.44
8.2 Timely and effective adjudication	0.37
8.3 Effective correctional system	0.14
8.4 No discrimination	0.18
8.5 No corruption	0.25
8.6 No improper gov. influence	0.23
8.7 Due process of law	0.31

A smaller sub-factor bar represents a lower score (0.00 being lowest possible), and a larger bar represents a higher score (1.00 being highest possible).

Complete country profile available at: <http://data.worldjusticeproject.org>

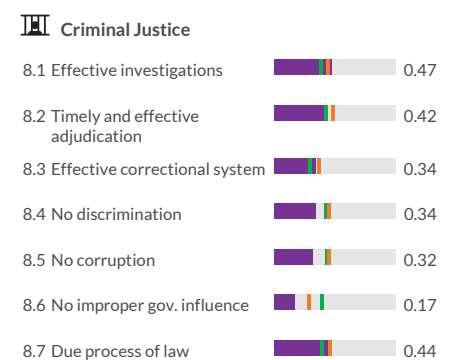
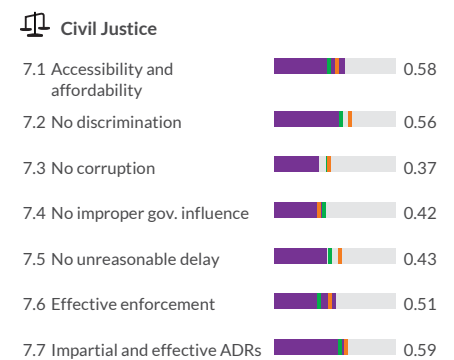
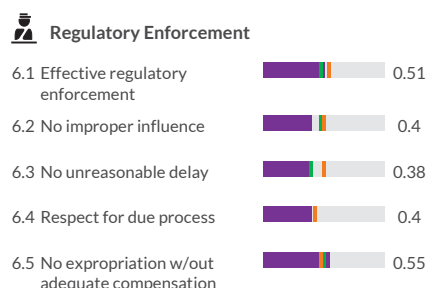
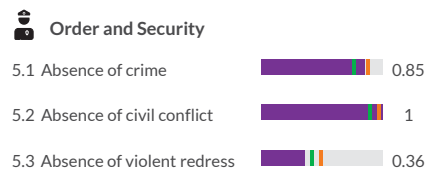
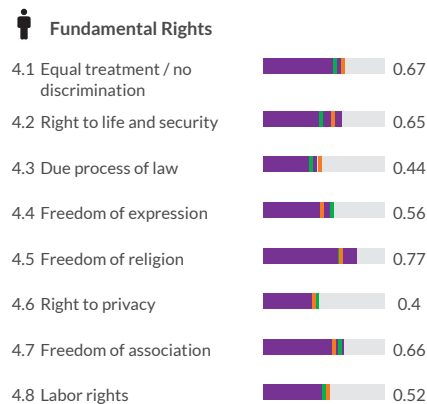
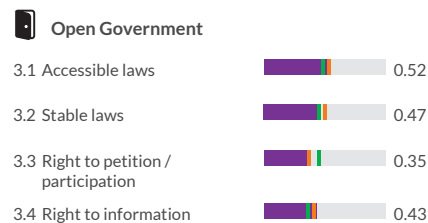
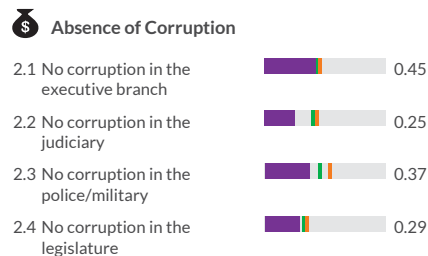
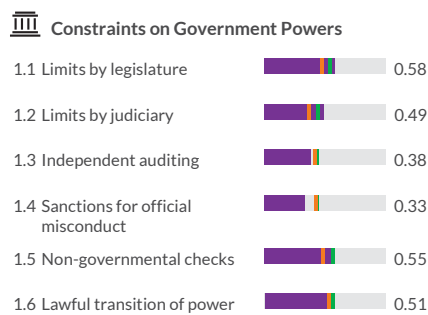
RULE OF LAW INDEX



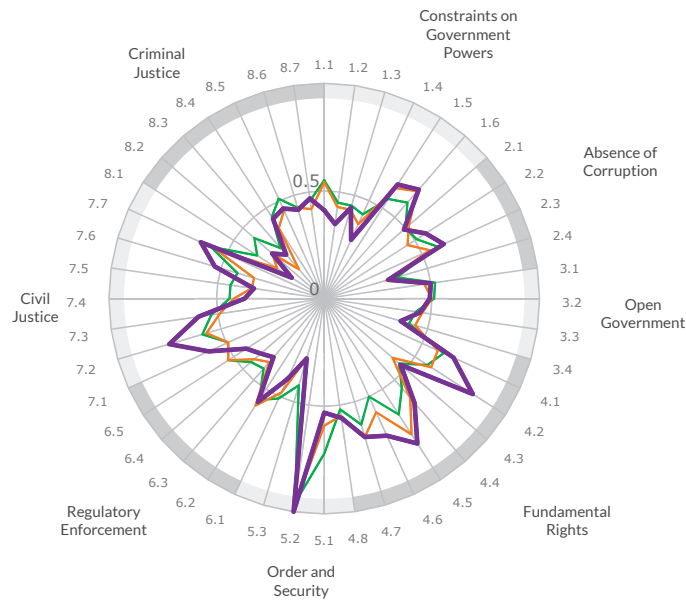
Overall Score		Global Rank		Regional Rank		
0.49		63/99		7/13		
		Factor Trend	Factor Score	Global Rank	Regional Rank	Income Rank
	Constraints on Government Powers	—	0.47	68/99	5/13	12/24
	Absence of Corruption	—	0.34	83/99	10/13	17/24
	Open Government	—	0.44	60/99	7/13	12/24
	Fundamental Rights	▼	0.58	49/99	4/13	5/24
	Order and Security	—	0.74	53/99	11/13	9/24
	Regulatory Enforcement	—	0.45	64/99	8/13	10/24
	Civil Justice	—	0.5	53/99	6/13	8/24
	Criminal Justice	—	0.36	75/99	9/13	14/24

Albania Eastern Europe & Central Asia Lower middle income

▲ Trending up ▼ Trending down Low Medium High



A smaller sub-factor bar represents a lower score (0.00 being lowest possible), and a larger bar represents a higher score (1.00 being highest possible).



Overall Score

0.5

Global Rank

58/99

Regional Rank

6/16

	Factor Trend	Factor Score	Global Rank	Regional Rank	Income Rank
Constraints on Government Powers	—	0.47	71/99	11/16	20/29
Absence of Corruption	—	0.49	47/99	4/16	14/29
Open Government	—	0.45	56/99	9/16	17/29
Fundamental Rights	▲	0.67	31/99	3/16	3/29
Order and Security	—	0.61	83/99	10/16	23/29
Regulatory Enforcement	—	0.43	73/99	12/16	26/29
Civil Justice	—	0.54	40/99	3/16	8/29
Criminal Justice	—	0.37	70/99	8/16	24/29

— Argentina — Latin America & the Caribbean — Upper middle income

▲ Trending up ▼ Trending down Low Medium High

Constraints on Government Powers

1.1 Limits by legislature	0.41
1.2 Limits by judiciary	0.35
1.3 Independent auditing	0.44
1.4 Sanctions for official misconduct	0.3
1.5 Non-governmental checks	0.63
1.6 Lawful transition of power	0.67

Absence of Corruption

2.1 No corruption in the executive branch	0.49
2.2 No corruption in the judiciary	0.56
2.3 No corruption in the police/military	0.61
2.4 No corruption in the legislature	0.31

Open Government

3.1 Accessible laws	0.5
3.2 Stable laws	0.49
3.3 Right to petition / participation	0.45
3.4 Right to information	0.37

Fundamental Rights

4.1 Equal treatment / no discrimination	0.66
4.2 Right to life and security	0.82
4.3 Due process of law	0.47
4.4 Freedom of expression	0.64
4.5 Freedom of religion	0.8
4.6 Right to privacy	0.7
4.7 Freedom of association	0.67
4.8 Labor rights	0.56

Order and Security

5.1 Absence of crime	0.53
5.2 Absence of civil conflict	1
5.3 Absence of violent redress	0.29

Regulatory Enforcement

6.1 Effective regulatory enforcement	0.41
6.2 No improper influence	0.57
6.3 No unreasonable delay	0.36
6.4 Respect for due process	0.39
6.5 No expropriation w/out adequate compensation	0.43

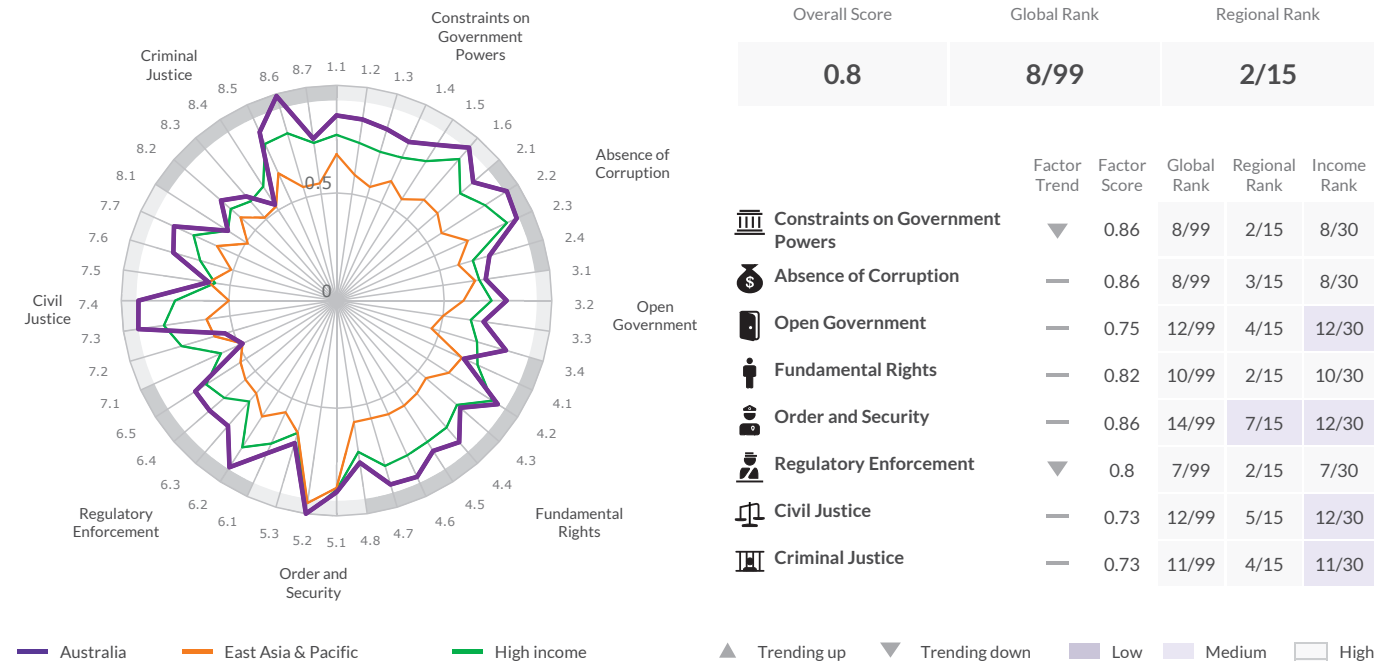
Civil Justice

7.1 Accessibility and affordability	0.59
7.2 No discrimination	0.75
7.3 No corruption	0.59
7.4 No improper gov. influence	0.37
7.5 No unreasonable delay	0.33
7.6 Effective enforcement	0.53
7.7 Impartial and effective ADRs	0.63

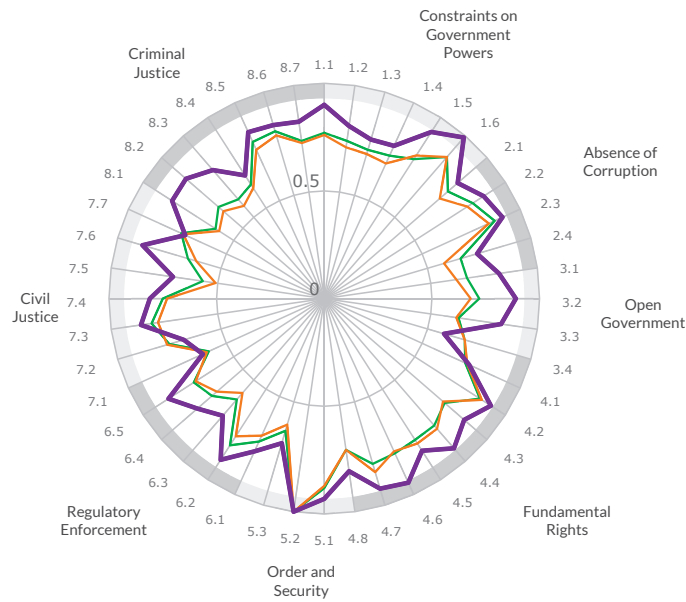
Criminal Justice

8.1 Effective investigations	0.18
8.2 Timely and effective adjudication	0.32
8.3 Effective correctional system	0.27
8.4 No discrimination	0.44
8.5 No corruption	0.46
8.6 No improper gov. influence	0.43
8.7 Due process of law	0.47

A smaller sub-factor bar represents a lower score (0.00 being lowest possible), and a larger bar represents a higher score (1.00 being highest possible).



A smaller sub-factor bar represents a lower score (0.00 being lowest possible), and a larger bar represents a higher score (1.00 being highest possible).



Overall Score

0.82

Global Rank

7/99

Regional Rank

6/24

	Factor Trend	Factor Score	Global Rank	Regional Rank	Income Rank
Constraints on Government Powers	—	0.86	6/99	5/24	6/30
Absence of Corruption	—	0.84	10/99	6/24	10/30
Open Government	—	0.78	6/99	5/24	6/30
Fundamental Rights	—	0.87	5/99	5/24	5/30
Order and Security	—	0.88	10/99	4/24	9/30
Regulatory Enforcement	—	0.81	6/99	5/24	6/30
Civil Justice	—	0.75	7/99	6/24	7/30
Criminal Justice	—	0.81	5/99	4/24	5/30

Austria Western Europe & North America High income

▲ Trending up ▼ Trending down Low Medium High

Constraints on Government Powers

1.1 Limits by legislature	0.9
1.2 Limits by judiciary	0.81
1.3 Independent auditing	0.77
1.4 Sanctions for official misconduct	0.78
1.5 Non-governmental checks	0.92
1.6 Lawful transition of power	0.99

Absence of Corruption

2.1 No corruption in the executive branch	0.82
2.2 No corruption in the judiciary	0.88
2.3 No corruption in the police/military	0.91
2.4 No corruption in the legislature	0.74

Open Government

3.1 Accessible laws	0.82
3.2 Stable laws	0.89
3.3 Right to petition / participation	0.83
3.4 Right to information	0.58

Fundamental Rights

4.1 Equal treatment / no discrimination	0.74
4.2 Right to life and security	0.92
4.3 Due process of law	0.86
4.4 Freedom of expression	0.92
4.5 Freedom of religion	0.84
4.6 Right to privacy	0.94
4.7 Freedom of association	0.92
4.8 Labor rights	0.81

Order and Security

5.1 Absence of crime	0.93
5.2 Absence of civil conflict	1
5.3 Absence of violent redress	0.7

Regulatory Enforcement

6.1 Effective regulatory enforcement	0.78
6.2 No improper influence	0.89
6.3 No unreasonable delay	0.72
6.4 Respect for due process	0.78
6.5 No expropriation w/out adequate compensation	0.86

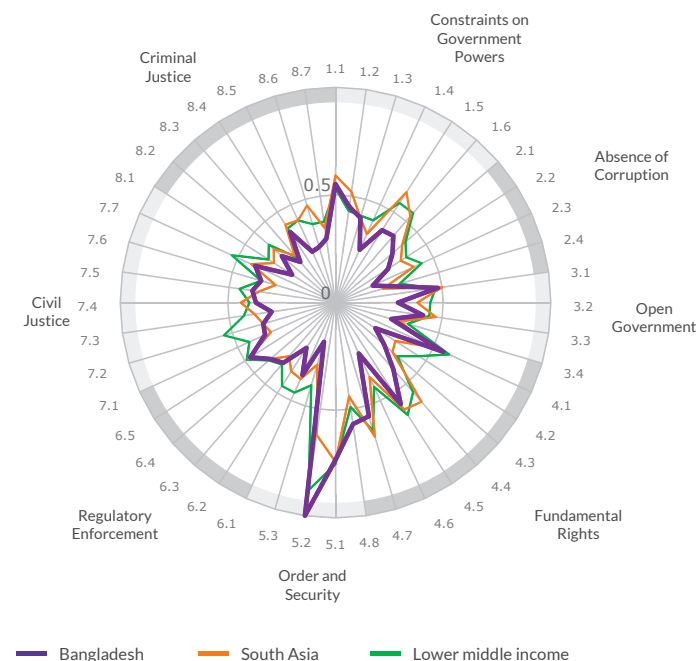
Civil Justice









7.1 Accessibility and affordability	0.62
7.2 No discrimination	0.68
7.3 No corruption	0.86
7.4 No improper gov. influence	0.81
7.5 No unreasonable delay	0.71
7.6 Effective enforcement	0.88
7.7 Impartial and effective ADRs	0.71

Criminal Justice

8.1 Effective investigations	0.84
8.2 Timely and effective adjudication	0.85
8.3 Effective correctional system	0.79
8.4 No discrimination	0.68
8.5 No corruption	0.85
8.6 No improper gov. influence	0.84
8.7 Due process of law	0.83

A smaller sub-factor bar represents a lower score (0.00 being lowest possible), and a larger bar represents a higher score (1.00 being highest possible).



Overall Score		Global Rank		Regional Rank		
0.39		92/99		4/6		
		Factor Trend	Factor Score	Global Rank	Regional Rank	Income Rank
	Constraints on Government Powers	—	0.41	80/99	6/6	18/24
	Absence of Corruption	—	0.27	95/99	5/6	22/24
	Open Government	—	0.36	85/99	4/6	20/24
	Fundamental Rights	—	0.43	87/99	4/6	20/24
	Order and Security	—	0.64	76/99	3/6	17/24
	Regulatory Enforcement	—	0.37	91/99	4/6	22/24
	Civil Justice	▲	0.36	92/99	4/6	20/24
	Criminal Justice	—	0.29	94/99	5/6	23/24

Constraints on Government Powers
1.1 Limits by legislature
1.2 Limits by judiciary
1.3 Independent auditing
1.4 Sanctions for official misconduct
1.5 Non-governmental checks
1.6 Lawful transition of power

Absence of Corruption
2.1 No corruption in the executive branch
2.2 No corruption in the judiciary
2.3 No corruption in the police/military
2.4 No corruption in the legislature

Open Government
3.1 Accessible laws
3.2 Stable laws
3.3 Right to petition / participation
3.4 Right to information

Fundamental Rights
4.1 Equal treatment / no discrimination
4.2 Right to life and security
4.3 Due process of law
4.4 Freedom of expression
4.5 Freedom of religion
4.6 Right to privacy
4.7 Freedom of association
4.8 Labor rights

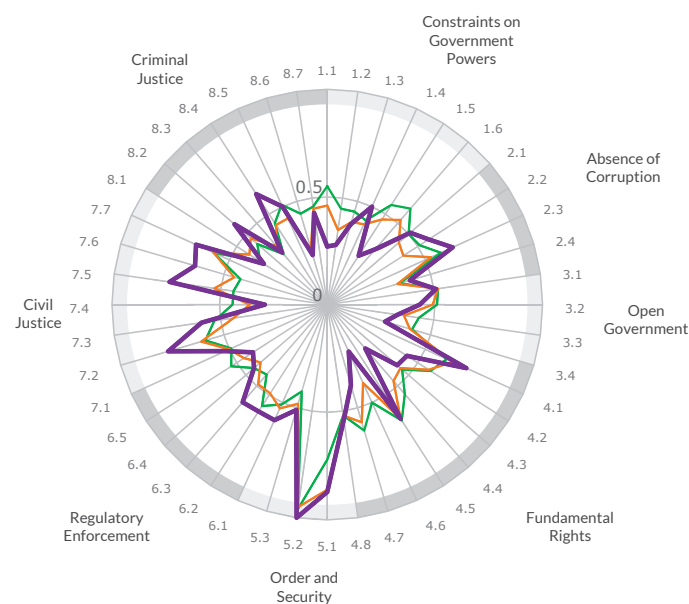
Order and Security
5.1 Absence of crime
5.2 Absence of civil conflict
5.3 Absence of violent redress

Regulatory Enforcement
6.1 Effective regulatory enforcement
6.2 No improper influence
6.3 No unreasonable delay
6.4 Respect for due process
6.5 No expropriation w/out adequate compensation

Civil Justice
7.1 Accessibility and affordability
7.2 No discrimination
7.3 No corruption
7.4 No improper gov. influence
7.5 No unreasonable delay
7.6 Effective enforcement
7.7 Impartial and effective ADRs

Criminal Justice
8.1 Effective investigations
8.2 Timely and effective adjudication
8.3 Effective correctional system
8.4 No discrimination
8.5 No corruption
8.6 No improper gov. influence
8.7 Due process of law

A smaller sub-factor bar represents a lower score (0.00 being lowest possible), and a larger bar represents a higher score (1.00 being highest possible).



Overall Score

0.51

Global Rank

50/99

Regional Rank

4/13

	Factor Trend	Factor Score	Global Rank	Regional Rank	Income Rank
Constraints on Government Powers	—	0.34	95/99	12/13	28/29
Absence of Corruption	—	0.53	38/99	4/13	7/29
Open Government	▲	0.39	79/99	12/13	26/29
Fundamental Rights	—	0.46	83/99	12/13	25/29
Order and Security	—	0.79	33/99	4/13	6/29
Regulatory Enforcement	—	0.53	42/99	3/13	9/29
Civil Justice	▼	0.6	30/99	1/13	4/29
Criminal Justice	▼	0.43	50/99	4/13	11/29

— Belarus — Eastern Europe & Central Asia — Upper middle income

▲ Trending up ▼ Trending down Low Medium High

Constraints on Government Powers

1.1 Limits by legislature	0.27
1.2 Limits by judiciary	0.28
1.3 Independent auditing	0.39
1.4 Sanctions for official misconduct	0.5
1.5 Non-governmental checks	0.27
1.6 Lawful transition of power	0.34

Absence of Corruption

2.1 No corruption in the executive branch	0.51
2.2 No corruption in the judiciary	0.56
2.3 No corruption in the police/military	0.64
2.4 No corruption in the legislature	0.4

Open Government

3.1 Accessible laws	0.51
3.2 Stable laws	0.43
3.3 Right to petition / participation	0.33
3.4 Right to information	0.28

Fundamental Rights

4.1 Equal treatment / no discrimination	0.71
4.2 Right to life and security	0.44
4.3 Due process of law	0.43
4.4 Freedom of expression	0.27
4.5 Freedom of religion	0.63
4.6 Right to privacy	0.24
4.7 Freedom of association	0.39
4.8 Labor rights	0.54

Order and Security

5.1 Absence of crime	0.87
5.2 Absence of civil conflict	1
5.3 Absence of violent redress	0.51

Regulatory Enforcement

6.1 Effective regulatory enforcement	0.59
6.2 No improper influence	0.59
6.3 No unreasonable delay	0.6
6.4 Respect for due process	0.45
6.5 No expropriation w/out adequate compensation	0.41

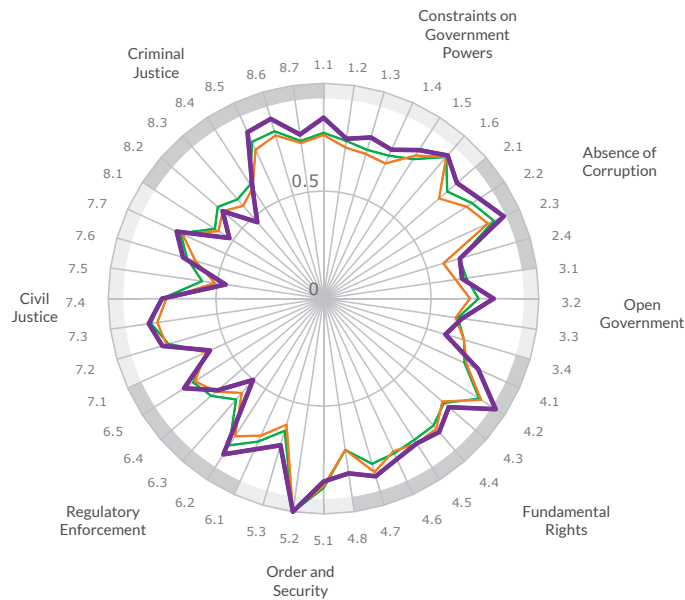
Civil Justice

7.1 Accessibility and affordability	0.52
7.2 No discrimination	0.77
7.3 No corruption	0.59
7.4 No improper gov. influence	0.29
7.5 No unreasonable delay	0.74
7.6 Effective enforcement	0.64
7.7 Impartial and effective ADRs	0.67

Criminal Justice

8.1 Effective investigations	0.35
8.2 Timely and effective adjudication	0.57
8.3 Effective correctional system	0.32
8.4 No discrimination	0.61
8.5 No corruption	0.5
8.6 No improper gov. influence	0.24
8.7 Due process of law	0.43

A smaller sub-factor bar represents a lower score (0.00 being lowest possible), and a larger bar represents a higher score (1.00 being highest possible).



Overall Score

0.76

Global Rank

17/99

Regional Rank

11/24

	Factor Trend	Factor Score	Global Rank	Regional Rank	Income Rank
Constraints on Government Powers	—	0.81	11/99	9/24	11/30
Absence of Corruption	▲	0.81	13/99	8/24	13/30
Open Government	—	0.67	18/99	13/24	18/30
Fundamental Rights	—	0.83	9/99	8/24	9/30
Order and Security	▲	0.85	16/99	7/24	14/30
Regulatory Enforcement	—	0.71	19/99	12/24	19/30
Civil Justice	—	0.69	19/99	12/24	19/30
Criminal Justice	—	0.67	20/99	13/24	20/30

Belgium
 Western Europe & North America
 High income
 Trending up
 Trending down
 Low
 Medium
 High

Constraints on Government Powers

1.1 Limits by legislature		0.84
1.2 Limits by judiciary		0.75
1.3 Independent auditing		0.78
1.4 Sanctions for official misconduct		0.76
1.5 Non-governmental checks		0.82
1.6 Lawful transition of power		0.88

Absence of Corruption

2.1 No corruption in the executive branch		0.82
2.2 No corruption in the judiciary		0.86
2.3 No corruption in the police/military		0.92
2.4 No corruption in the legislature		0.66

Open Government

3.1 Accessible laws		0.65
3.2 Stable laws		0.79
3.3 Right to petition / participation		0.65
3.4 Right to information		0.59

Fundamental Rights

4.1 Equal treatment / no discrimination		0.79
4.2 Right to life and security		0.95
4.3 Due process of law		0.77
4.4 Freedom of expression		0.82
4.5 Freedom of religion		0.8
4.6 Right to privacy		0.82
4.7 Freedom of association		0.86
4.8 Labor rights		0.82

Order and Security

5.1 Absence of crime		0.85
5.2 Absence of civil conflict		1
5.3 Absence of violent redress		0.71

Regulatory Enforcement

6.1 Effective regulatory enforcement		0.77
6.2 No improper influence		0.86
6.3 No unreasonable delay		0.5
6.4 Respect for due process		0.65
6.5 No expropriation w/out adequate compensation		0.77

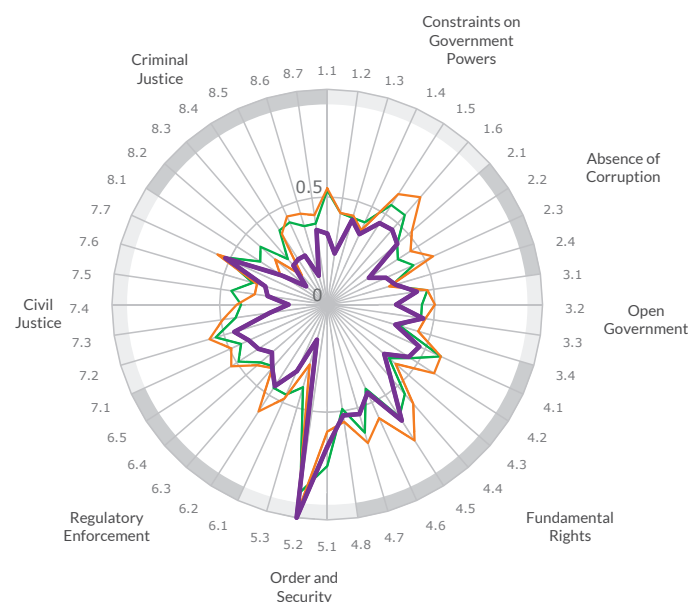
Civil Justice

7.1 Accessibility and affordability		0.58
7.2 No discrimination		0.78
7.3 No corruption		0.82
7.4 No improper gov. influence		0.75
7.5 No unreasonable delay		0.46
7.6 Effective enforcement		0.68
7.7 Impartial and effective ADRs		0.75

Criminal Justice

8.1 Effective investigations		0.52
8.2 Timely and effective adjudication		0.62
8.3 Effective correctional system		0.47
8.4 No discrimination		0.61
8.5 No corruption		0.85
8.6 No improper gov. influence		0.87
8.7 Due process of law		0.77

A smaller sub-factor bar represents a lower score (0.00 being lowest possible), and a larger bar represents a higher score (1.00 being highest possible).



Overall Score

0.39

Global Rank

94/99

Regional Rank

15/16

	Factor Trend	Factor Score	Global Rank	Regional Rank	Income Rank
Constraints on Government Powers	—	0.38	88/99	14/16	22/24
Absence of Corruption	▲	0.32	87/99	15/16	18/24
Open Government	—	0.38	81/99	14/16	18/24
Fundamental Rights	—	0.48	75/99	15/16	17/24
Order and Security	▼	0.61	82/99	9/16	19/24
Regulatory Enforcement	—	0.38	88/99	15/16	21/24
Civil Justice	—	0.34	96/99	15/16	24/24
Criminal Justice	—	0.23	98/99	15/16	24/24

— Bolivia — Latin America & the Caribbean — Lower middle income

▲ Trending up ▼ Trending down Low Medium High

Constraints on Government Powers

1.1 Limits by legislature	0.33
1.2 Limits by judiciary	0.24
1.3 Independent auditing	0.41
1.4 Sanctions for official misconduct	0.36
1.5 Non-governmental checks	0.45
1.6 Lawful transition of power	0.46

Absence of Corruption

2.1 No corruption in the executive branch	0.43
2.2 No corruption in the judiciary	0.23
2.3 No corruption in the police/military	0.3
2.4 No corruption in the legislature	0.33

Open Government

3.1 Accessible laws	0.42
3.2 Stable laws	0.32
3.3 Right to petition / participation	0.45
3.4 Right to information	0.33

Fundamental Rights

4.1 Equal treatment / no discrimination	0.47
4.2 Right to life and security	0.45
4.3 Due process of law	0.35
4.4 Freedom of expression	0.45
4.5 Freedom of religion	0.64
4.6 Right to privacy	0.45
4.7 Freedom of association	0.53
4.8 Labor rights	0.52

Order and Security

5.1 Absence of crime	0.66
5.2 Absence of civil conflict	1
5.3 Absence of violent redress	0.17

Regulatory Enforcement

6.1 Effective regulatory enforcement	0.34
6.2 No improper influence	0.45
6.3 No unreasonable delay	0.39
6.4 Respect for due process	0.34
6.5 No expropriation w/out adequate compensation	0.38

Civil Justice

7.1 Accessibility and affordability	0.4
7.2 No discrimination	0.45
7.3 No corruption	0.27
7.4 No improper gov. influence	0.18
7.5 No unreasonable delay	0.28
7.6 Effective enforcement	0.3
7.7 Impartial and effective ADRs	0.52

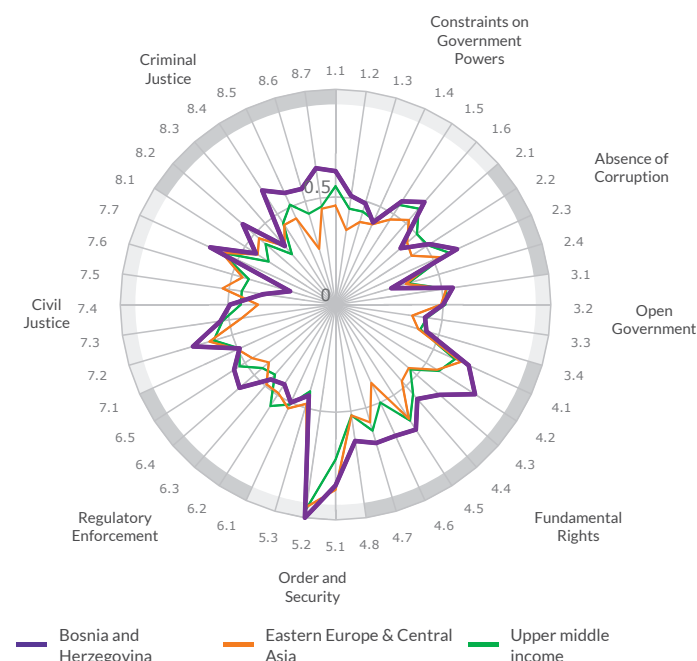
Criminal Justice

8.1 Effective investigations	0.25
8.2 Timely and effective adjudication	0.13
8.3 Effective correctional system	0.24
8.4 No discrimination	0.25
8.5 No corruption	0.25
8.6 No improper gov. influence	0.14
8.7 Due process of law	0.35

A smaller sub-factor bar represents a lower score (0.00 being lowest possible), and a larger bar represents a higher score (1.00 being highest possible).

Bosnia and Herzegovina

Sarajevo, Banja Luka, Tuzla
Region: Eastern Europe & Central Asia | Income group: Upper middle income



Overall Score	Global Rank	Regional Rank
0.55	39/99	3/13

	Factor Trend	Factor Score	Global Rank	Regional Rank	Income Rank
Constraints on Government Powers	—	0.54	51/99	1/13	13/29
Absence of Corruption	—	0.45	55/99	5/13	18/29
Open Government	—	0.48	44/99	3/13	10/29
Fundamental Rights	—	0.67	32/99	1/13	4/29
Order and Security	—	0.76	45/99	7/13	11/29
Regulatory Enforcement	—	0.51	49/99	5/13	14/29
Civil Justice	—	0.48	56/99	7/13	16/29
Criminal Justice	—	0.54	32/99	1/13	5/29

▲ Trending up ▼ Trending down Low Medium High

Constraints on Government Powers	
1.1 Limits by legislature	0.62
1.2 Limits by judiciary	0.51
1.3 Independent auditing	0.49
1.4 Sanctions for official misconduct	0.42
1.5 Non-governmental checks	0.57
1.6 Lawful transition of power	0.63

Absence of Corruption	
2.1 No corruption in the executive branch	0.4
2.2 No corruption in the judiciary	0.52
2.3 No corruption in the police/military	0.62
2.4 No corruption in the legislature	0.27

Open Government	
3.1 Accessible laws	0.55
3.2 Stable laws	0.5
3.3 Right to petition / participation	0.42
3.4 Right to information	0.44

Fundamental Rights	
4.1 Equal treatment / no discrimination	0.68
4.2 Right to life and security	0.77
4.3 Due process of law	0.64
4.4 Freedom of expression	0.58
4.5 Freedom of religion	0.69
4.6 Right to privacy	0.67
4.7 Freedom of association	0.67
4.8 Labor rights	0.64

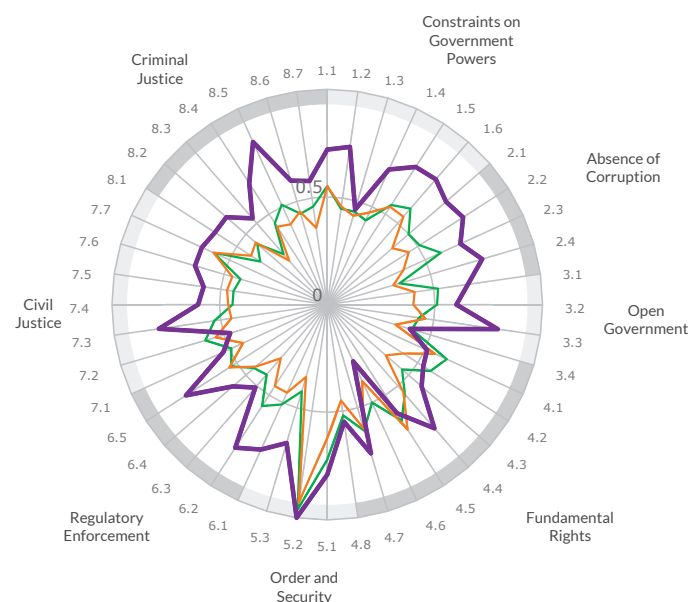
Order and Security	
5.1 Absence of crime	0.84
5.2 Absence of civil conflict	1
5.3 Absence of violent redress	0.44

Regulatory Enforcement	
6.1 Effective regulatory enforcement	0.5
6.2 No improper influence	0.44
6.3 No unreasonable delay	0.46
6.4 Respect for due process	0.59
6.5 No expropriation w/out adequate compensation	0.56

Civil Justice	
7.1 Accessibility and affordability	0.49
7.2 No discrimination	0.69
7.3 No corruption	0.54
7.4 No improper gov. influence	0.49
7.5 No unreasonable delay	0.34
7.6 Effective enforcement	0.22
7.7 Impartial and effective ADRs	0.64

Criminal Justice	
8.1 Effective investigations	0.44
8.2 Timely and effective adjudication	0.57
8.3 Effective correctional system	0.36
8.4 No discrimination	0.63
8.5 No corruption	0.57
8.6 No improper gov. influence	0.56
8.7 Due process of law	0.64

A smaller sub-factor bar represents a lower score (0.00 being lowest possible), and a larger bar represents a higher score (1.00 being highest possible).



Overall Score

0.67

Global Rank

25/99

Regional Rank

1/18

	Factor Trend	Factor Score	Global Rank	Regional Rank	Income Rank
Constraints on Government Powers	▼	0.69	25/99	1/18	2/29
Absence of Corruption	—	0.73	23/99	1/18	2/29
Open Government	—	0.61	22/99	1/18	2/29
Fundamental Rights	—	0.57	54/99	6/18	16/29
Order and Security	—	0.82	26/99	1/18	3/29
Regulatory Enforcement	—	0.68	20/99	1/18	1/29
Civil Justice	—	0.61	28/99	1/18	3/29
Criminal Justice	—	0.63	23/99	1/18	1/29

— Botswana — Sub-Saharan Africa — Upper middle income

▲ Trending up ▼ Trending down Low Medium High

Constraints on Government Powers

1.1 Limits by legislature	0.72
1.2 Limits by judiciary	0.74
1.3 Independent auditing	0.46
1.4 Sanctions for official misconduct	0.69
1.5 Non-governmental checks	0.76
1.6 Lawful transition of power	0.77

Absence of Corruption

2.1 No corruption in the executive branch	0.73
2.2 No corruption in the judiciary	0.75
2.3 No corruption in the police/military	0.68
2.4 No corruption in the legislature	0.75

Open Government

3.1 Accessible laws	0.66
3.2 Stable laws	0.6
3.3 Right to petition / participation	0.8
3.4 Right to information	0.4

Fundamental Rights

4.1 Equal treatment / no discrimination	0.51
4.2 Right to life and security	0.53
4.3 Due process of law	0.58
4.4 Freedom of expression	0.76
4.5 Freedom of religion	0.6
4.6 Right to privacy	0.29
4.7 Freedom of association	0.72
4.8 Labor rights	0.55

Order and Security

5.1 Absence of crime	0.79
5.2 Absence of civil conflict	1
5.3 Absence of violent redress	0.67

Regulatory Enforcement

6.1 Effective regulatory enforcement	0.74
6.2 No improper influence	0.79
6.3 No unreasonable delay	0.51
6.4 Respect for due process	0.58
6.5 No expropriation w/out adequate compensation	0.78

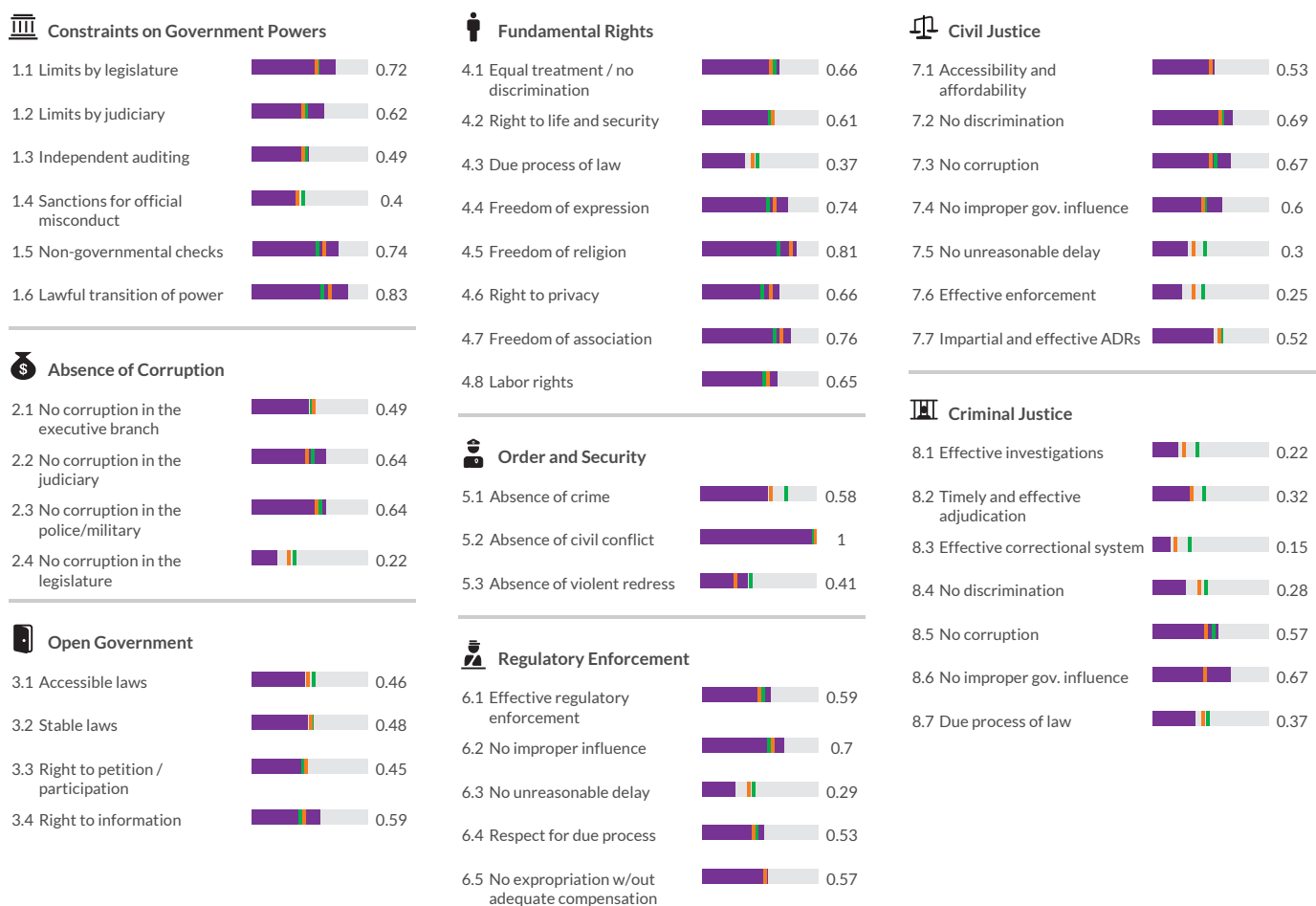
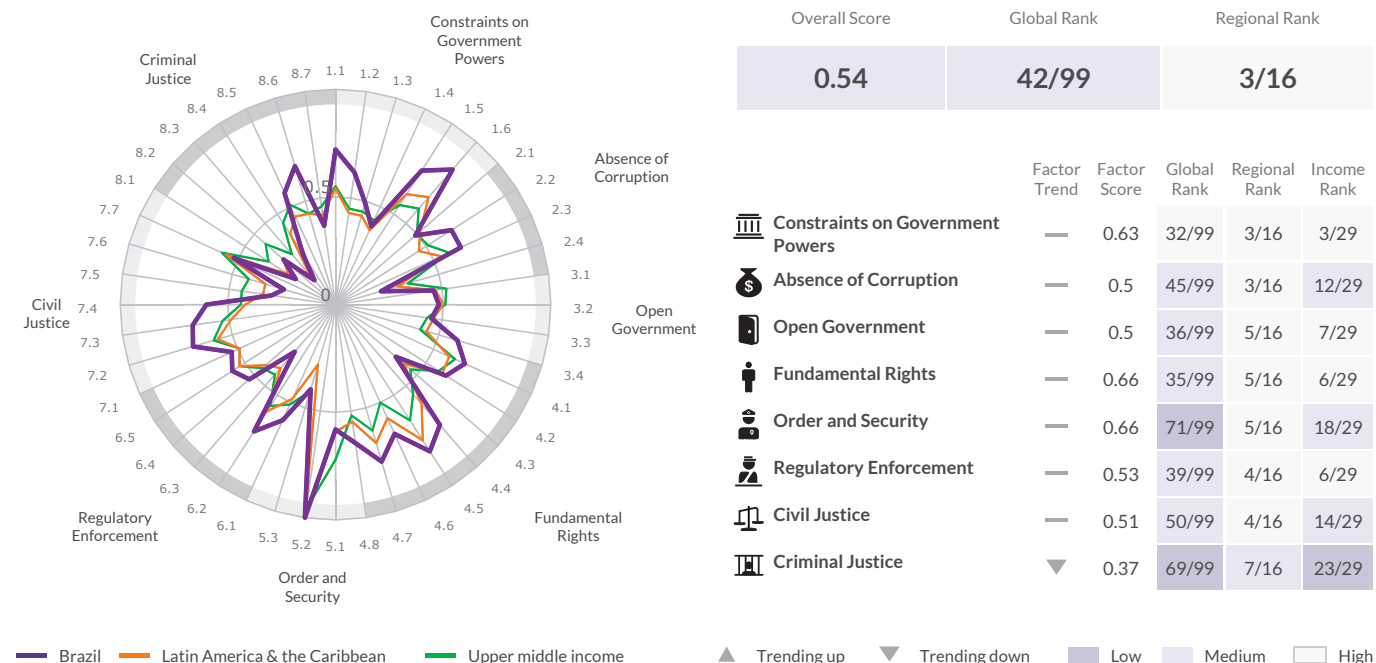
Civil Justice

7.1 Accessibility and affordability	0.53
7.2 No discrimination	0.47
7.3 No corruption	0.79
7.4 No improper gov. influence	0.6
7.5 No unreasonable delay	0.58
7.6 Effective enforcement	0.64
7.7 Impartial and effective ADRs	0.64

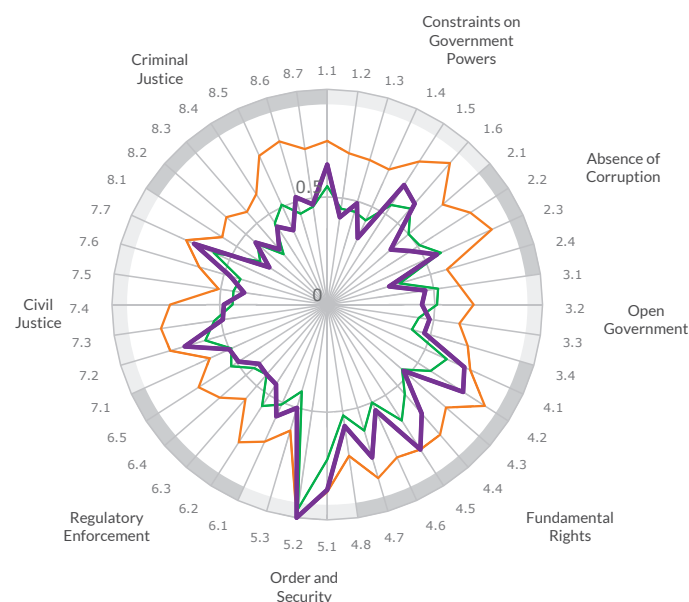
Criminal Justice

8.1 Effective investigations	0.62
8.2 Timely and effective adjudication	0.62
8.3 Effective correctional system	0.53
8.4 No discrimination	0.67
8.5 No corruption	0.83
8.6 No improper gov. influence	0.6
8.7 Due process of law	0.58

A smaller sub-factor bar represents a lower score (0.00 being lowest possible), and a larger bar represents a higher score (1.00 being highest possible).



A smaller sub-factor bar represents a lower score (0.00 being lowest possible), and a larger bar represents a higher score (1.00 being highest possible).



Overall Score

0.53

Global Rank

44/99

Regional Rank

24/24

	Factor Trend	Factor Score	Global Rank	Regional Rank	Income Rank
Constraints on Government Powers	—	0.53	58/99	24/24	14/29
Absence of Corruption	—	0.43	64/99	24/24	22/29
Open Government	—	0.46	51/99	24/24	16/29
Fundamental Rights	—	0.65	36/99	23/24	7/29
Order and Security	▲	0.79	36/99	19/24	8/29
Regulatory Enforcement	—	0.47	57/99	24/24	19/29
Civil Justice	—	0.53	45/99	22/24	12/29
Criminal Justice	—	0.41	56/99	24/24	15/29

— Bulgaria — Western Europe & North America — Upper middle income

▲ Trending up ▼ Trending down Low Medium High

Constraints on Government Powers

1.1 Limits by legislature	0.65
1.2 Limits by judiciary	0.41
1.3 Independent auditing	0.49
1.4 Sanctions for official misconduct	0.34
1.5 Non-governmental checks	0.66
1.6 Lawful transition of power	0.62

Absence of Corruption

2.1 No corruption in the executive branch	0.39
2.2 No corruption in the judiciary	0.46
2.3 No corruption in the police/military	0.56
2.4 No corruption in the legislature	0.3

Open Government

3.1 Accessible laws	0.46
3.2 Stable laws	0.44
3.3 Right to petition / participation	0.48
3.4 Right to information	0.47

Fundamental Rights

4.1 Equal treatment / no discrimination	0.7
4.2 Right to life and security	0.75
4.3 Due process of law	0.47
4.4 Freedom of expression	0.67
4.5 Freedom of religion	0.8
4.6 Right to privacy	0.54
4.7 Freedom of association	0.74
4.8 Labor rights	0.57

Order and Security

5.1 Absence of crime	0.86
5.2 Absence of civil conflict	1
5.3 Absence of violent redress	0.5

Regulatory Enforcement

6.1 Effective regulatory enforcement	0.57
6.2 No improper influence	0.44
6.3 No unreasonable delay	0.43
6.4 Respect for due process	0.42
6.5 No expropriation w/out adequate compensation	0.49

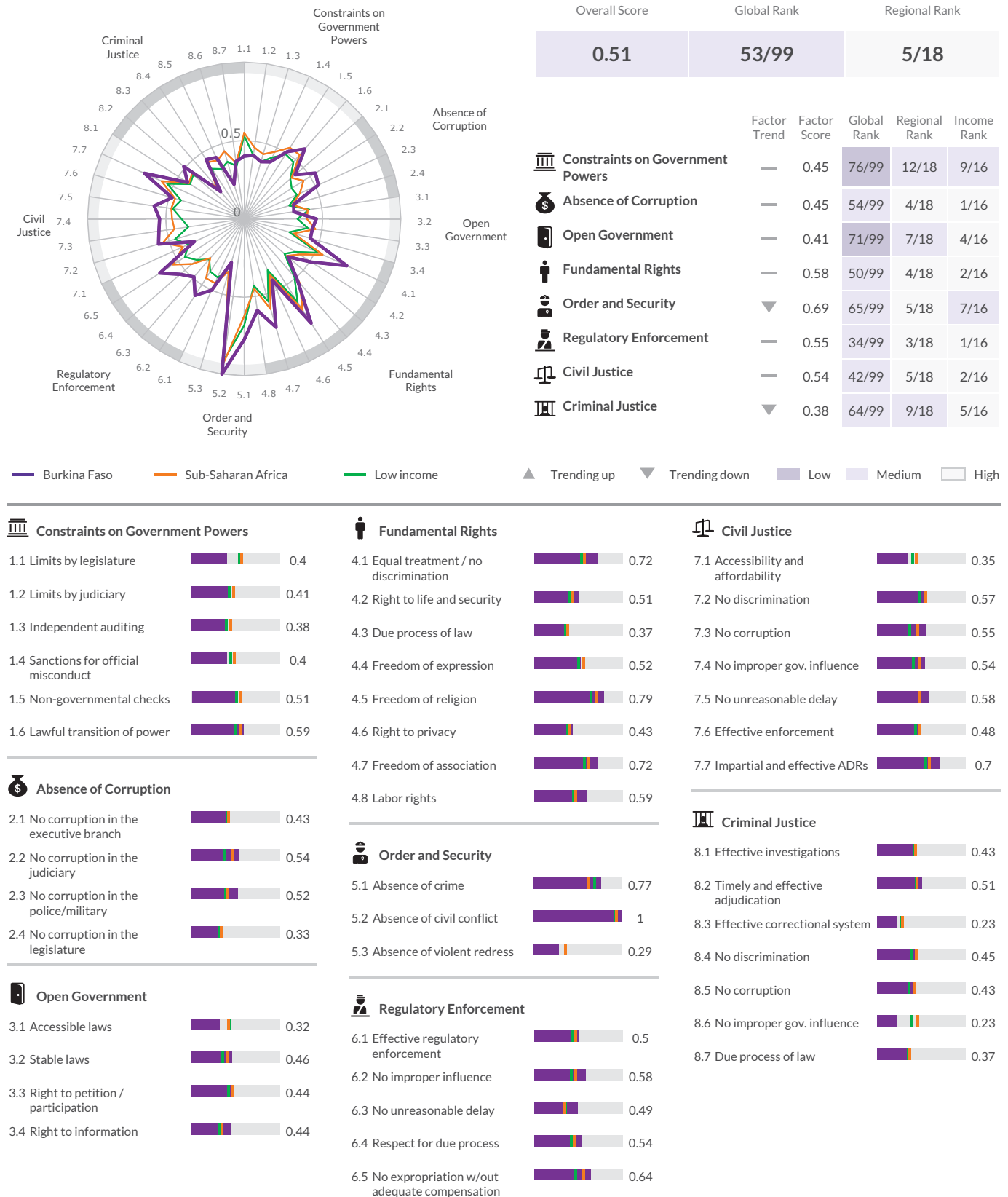
Civil Justice

7.1 Accessibility and affordability	0.5
7.2 No discrimination	0.69
7.3 No corruption	0.49
7.4 No improper gov. influence	0.48
7.5 No unreasonable delay	0.39
7.6 Effective enforcement	0.47
7.7 Impartial and effective ADRs	0.68

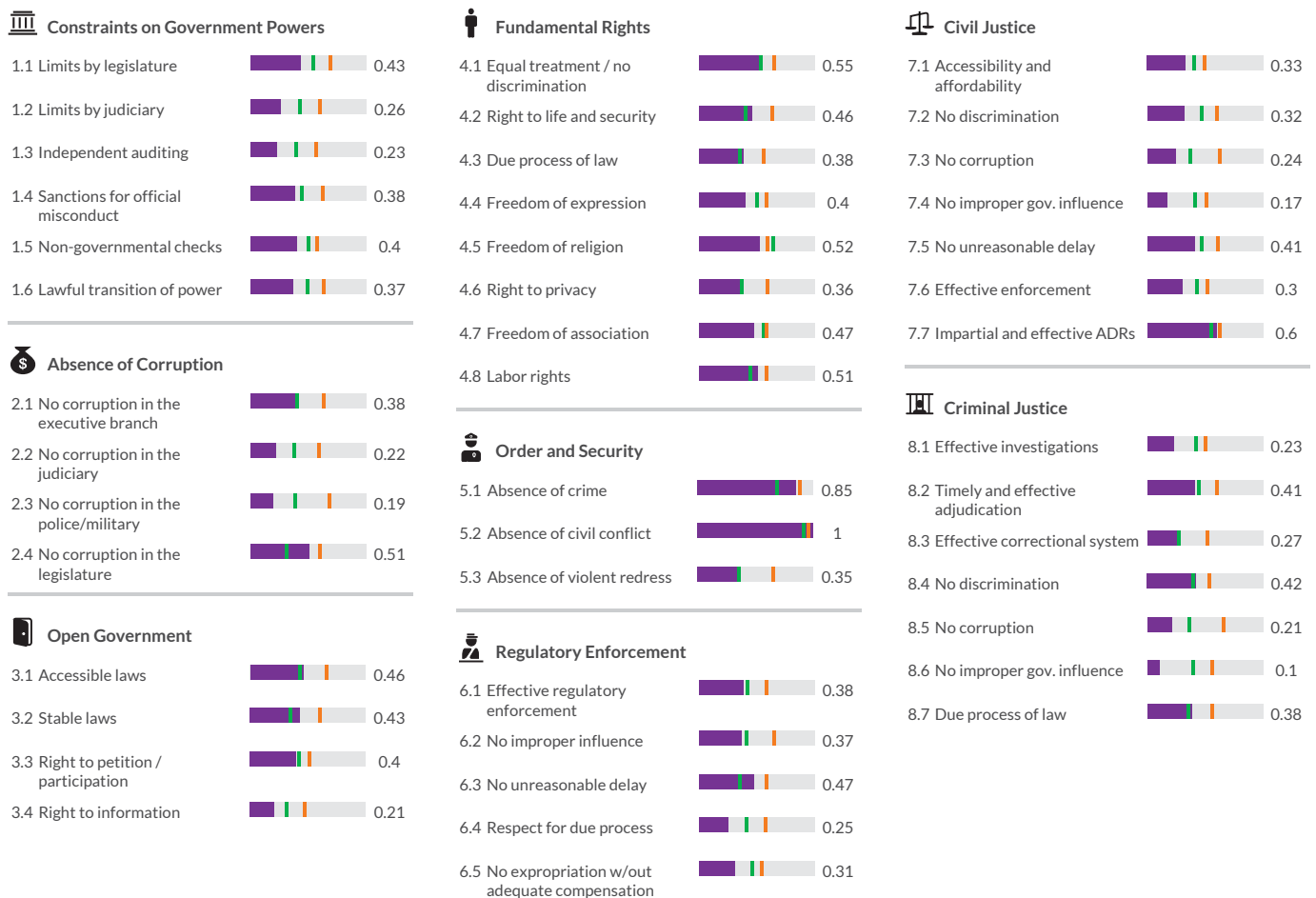
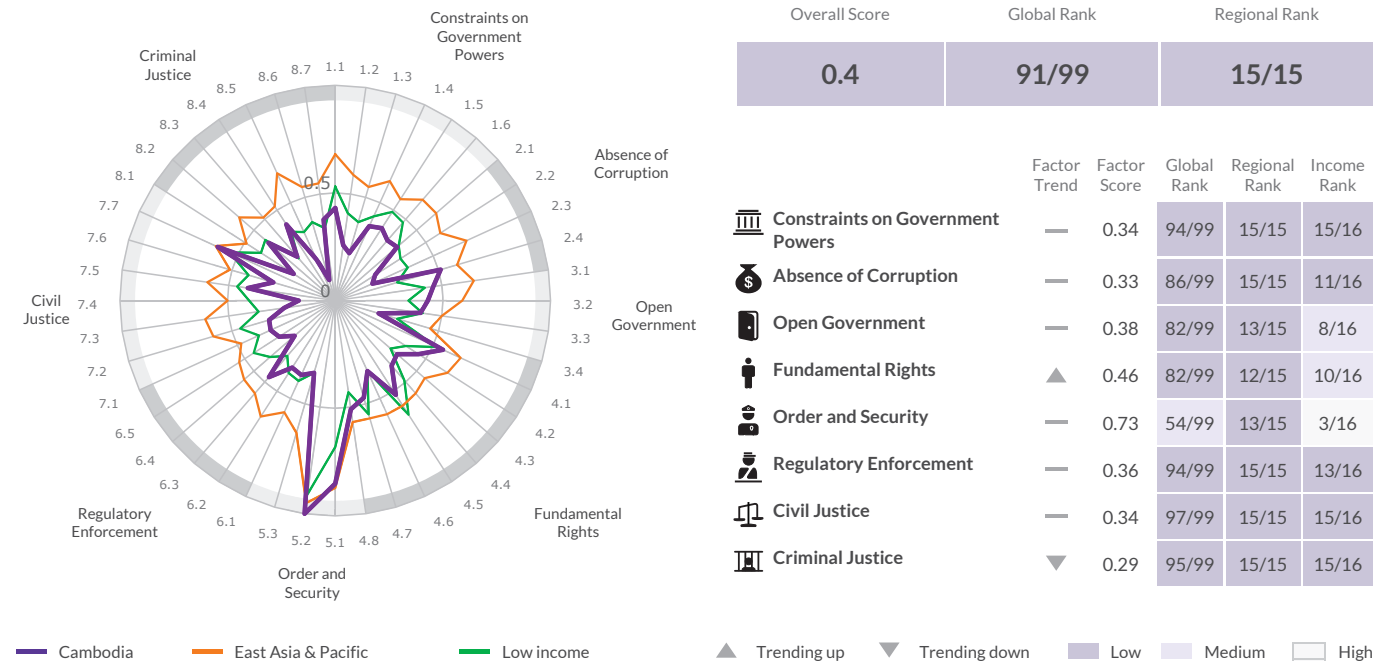
Criminal Justice

8.1 Effective investigations	0.32
8.2 Timely and effective adjudication	0.44
8.3 Effective correctional system	0.34
8.4 No discrimination	0.43
8.5 No corruption	0.38
8.6 No improper gov. influence	0.52
8.7 Due process of law	0.47

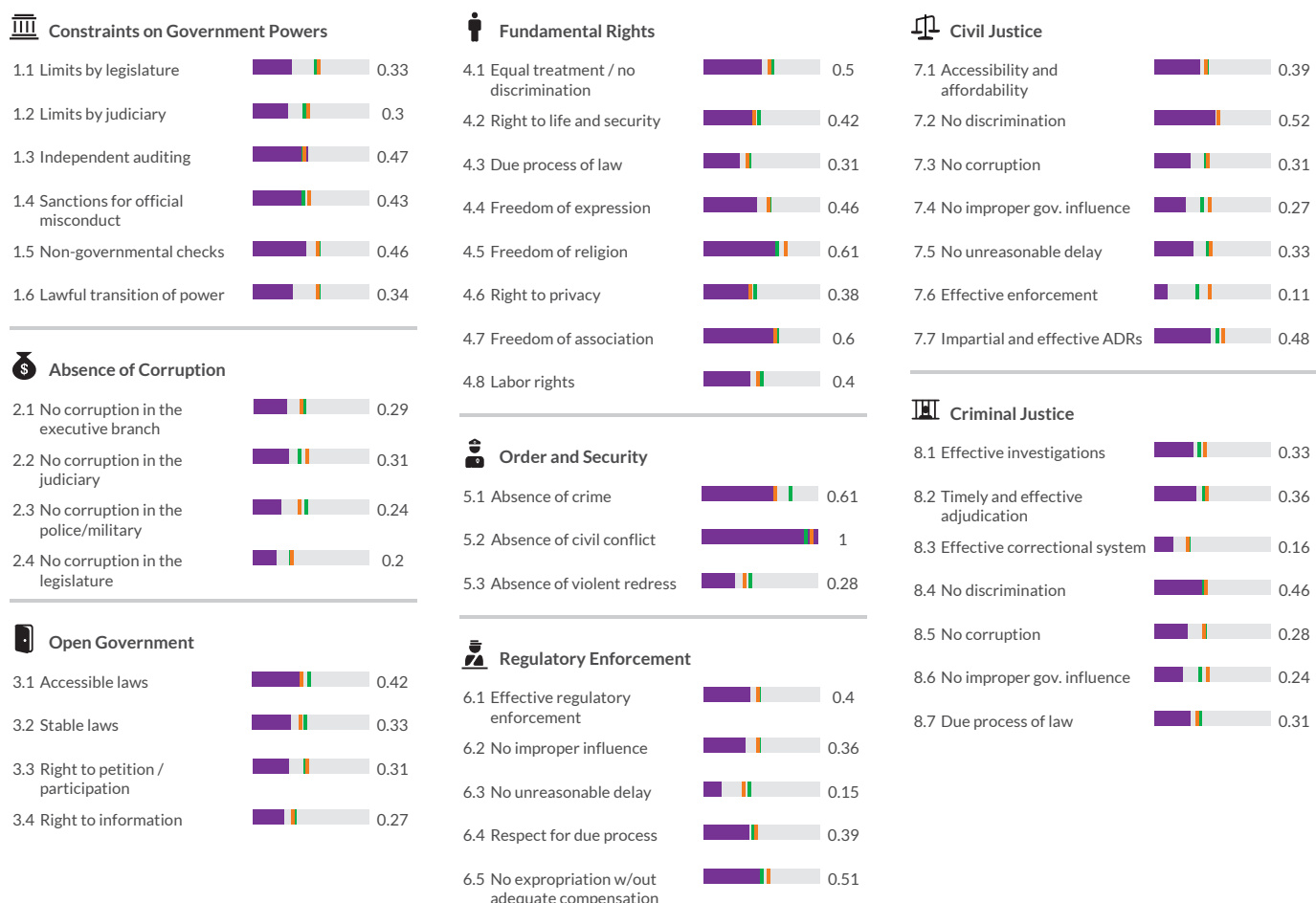
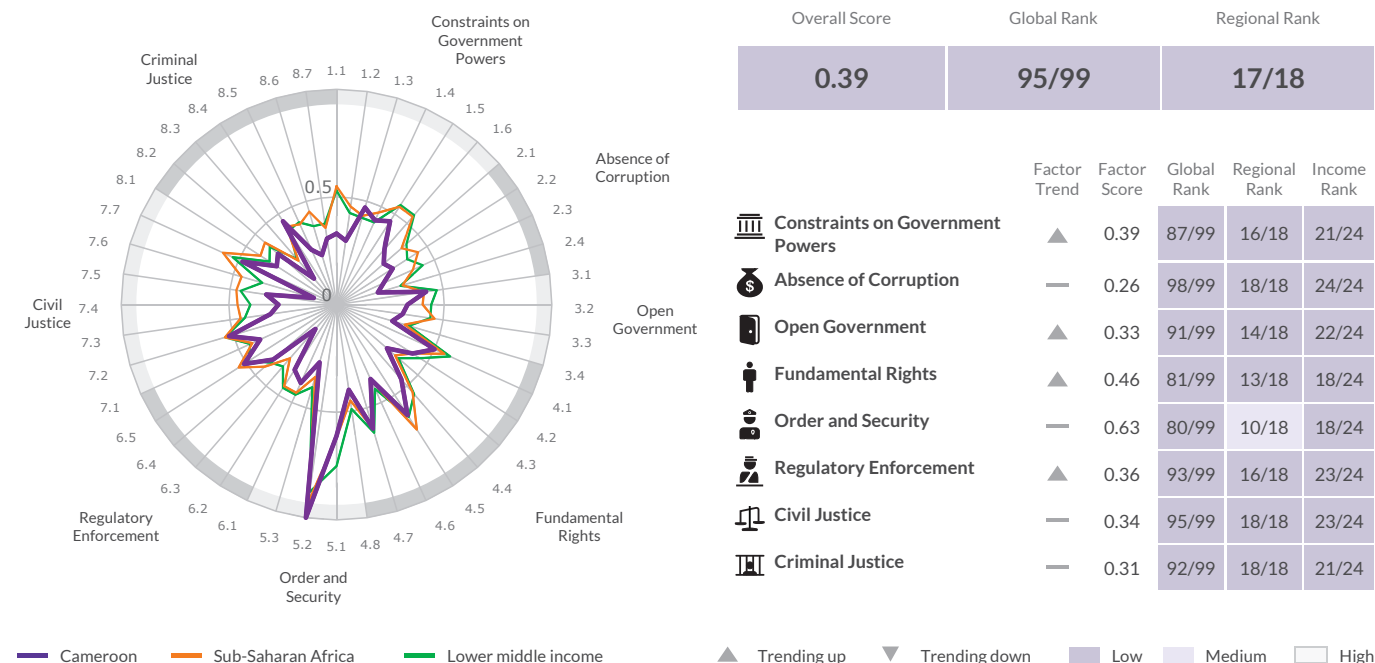
A smaller sub-factor bar represents a lower score (0.00 being lowest possible), and a larger bar represents a higher score (1.00 being highest possible).



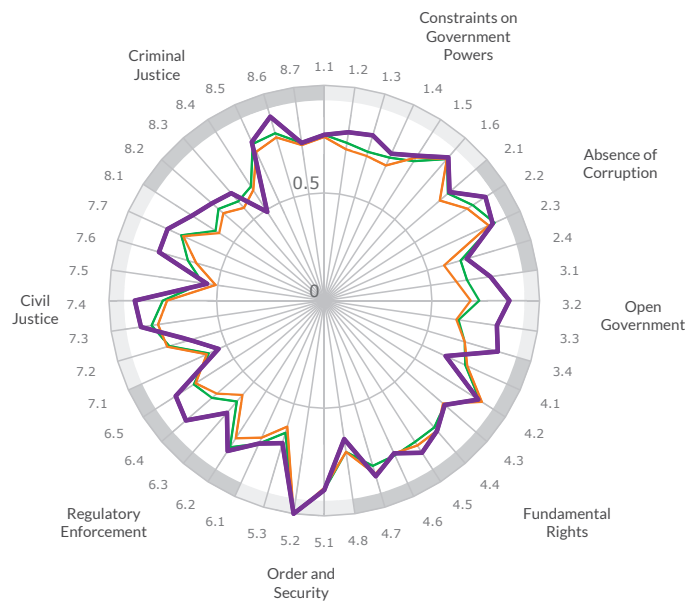
A smaller sub-factor bar represents a lower score (0.00 being lowest possible), and a larger bar represents a higher score (1.00 being highest possible).



A smaller sub-factor bar represents a lower score (0.00 being lowest possible), and a larger bar represents a higher score (1.00 being highest possible).



A smaller sub-factor bar represents a lower score (0.00 being lowest possible), and a larger bar represents a higher score (1.00 being highest possible).



Overall Score

0.78

Global Rank

11/99

Regional Rank

8/24

	Factor Trend	Factor Score	Global Rank	Regional Rank	Income Rank
Constraints on Government Powers	—	0.8	13/99	11/24	13/30
Absence of Corruption	—	0.81	14/99	9/24	14/30
Open Government	—	0.82	3/99	2/24	3/30
Fundamental Rights	—	0.77	16/99	14/24	16/30
Order and Security	—	0.86	15/99	6/24	13/30
Regulatory Enforcement	—	0.79	9/99	6/24	9/30
Civil Justice	—	0.72	13/99	8/24	13/30
Criminal Justice	—	0.72	15/99	9/24	15/30

▲ Trending up ▼ Trending down Low Medium High

Constraints on Government Powers

1.1 Limits by legislature	0.77
1.2 Limits by judiciary	0.79
1.3 Independent auditing	0.8
1.4 Sanctions for official misconduct	0.75
1.5 Non-governmental checks	0.8
1.6 Lawful transition of power	0.88

Absence of Corruption

2.1 No corruption in the executive branch	0.77
2.2 No corruption in the judiciary	0.89
2.3 No corruption in the police/military	0.86
2.4 No corruption in the legislature	0.69

Open Government

3.1 Accessible laws	0.78
3.2 Stable laws	0.86
3.3 Right to petition / participation	0.81
3.4 Right to information	0.84

Fundamental Rights

4.1 Equal treatment / no discrimination	0.62
4.2 Right to life and security	0.85
4.3 Due process of law	0.74
4.4 Freedom of expression	0.8
4.5 Freedom of religion	0.84
4.6 Right to privacy	0.78
4.7 Freedom of association	0.85
4.8 Labor rights	0.65

Order and Security

5.1 Absence of crime	0.88
5.2 Absence of civil conflict	1
5.3 Absence of violent redress	0.69

Regulatory Enforcement

6.1 Effective regulatory enforcement	0.73
6.2 No improper influence	0.83
6.3 No unreasonable delay	0.69
6.4 Respect for due process	0.85
6.5 No expropriation w/out adequate compensation	0.82

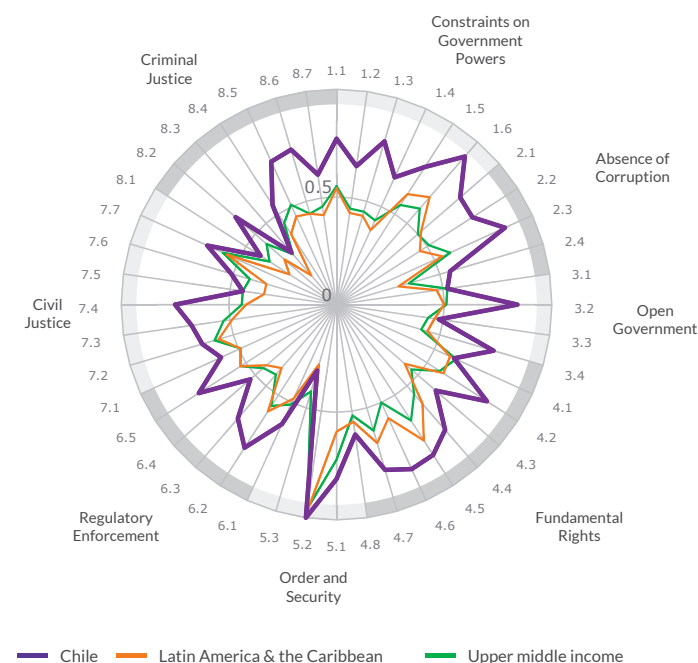
Civil Justice

7.1 Accessibility and affordability	0.54
7.2 No discrimination	0.65
7.3 No corruption	0.86
7.4 No improper gov. influence	0.88
7.5 No unreasonable delay	0.55
7.6 Effective enforcement	0.8
7.7 Impartial and effective ADRs	0.8

Criminal Justice

8.1 Effective investigations	0.73
8.2 Timely and effective adjudication	0.69
8.3 Effective correctional system	0.66
8.4 No discrimination	0.49
8.5 No corruption	0.81
8.6 No improper gov. influence	0.89
8.7 Due process of law	0.74

A smaller sub-factor bar represents a lower score (0.00 being lowest possible), and a larger bar represents a higher score (1.00 being highest possible).



Overall Score		Global Rank		Regional Rank		
0.68		21/99		2/16		
		Factor Trend	Factor Score	Global Rank	Regional Rank	Income Rank
	Constraints on Government Powers	—	0.76	17/99	1/16	1/29
	Absence of Corruption	—	0.73	22/99	2/16	1/29
	Open Government	—	0.65	19/99	1/16	1/29
	Fundamental Rights	—	0.74	21/99	2/16	1/29
	Order and Security	—	0.71	61/99	1/16	15/29
	Regulatory Enforcement	—	0.68	21/99	2/16	2/29
	Civil Justice	▼	0.61	26/99	2/16	2/29
	Criminal Justice	—	0.57	28/99	1/16	2/29

Constraints on Government Powers	
1.1 Limits by legislature	0.77
1.2 Limits by judiciary	0.65
1.3 Independent auditing	0.79
1.4 Sanctions for official misconduct	0.65
1.5 Non-governmental checks	0.76
1.6 Lawful transition of power	0.91

Absence of Corruption	
2.1 No corruption in the executive branch	0.76
2.2 No corruption in the judiciary	0.75
2.3 No corruption in the police/military	0.86
2.4 No corruption in the legislature	0.55

Open Government	
3.1 Accessible laws	0.52
3.2 Stable laws	0.84
3.3 Right to petition / participation	0.48
3.4 Right to information	0.76

Fundamental Rights	
4.1 Equal treatment / no discrimination	0.6
4.2 Right to life and security	0.83
4.3 Due process of law	0.61
4.4 Freedom of expression	0.77
4.5 Freedom of religion	0.83
4.6 Right to privacy	0.84
4.7 Freedom of association	0.8
4.8 Labor rights	0.61

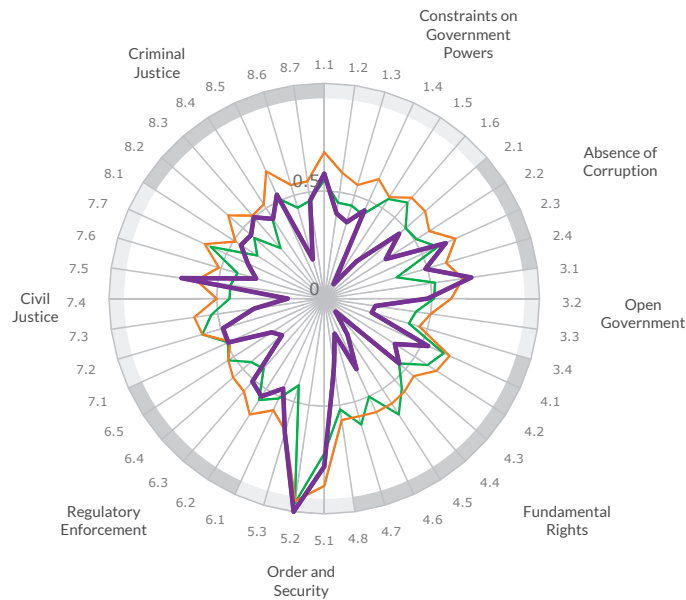
Order and Security	
5.1 Absence of crime	0.81
5.2 Absence of civil conflict	1
5.3 Absence of violent redress	0.32

Regulatory Enforcement	
6.1 Effective regulatory enforcement	0.61
6.2 No improper influence	0.79
6.3 No unreasonable delay	0.7
6.4 Respect for due process	0.53
6.5 No expropriation w/out adequate compensation	0.76

Civil Justice	
7.1 Accessibility and affordability	0.59
7.2 No discrimination	0.65
7.3 No corruption	0.68
7.4 No improper gov. influence	0.75
7.5 No unreasonable delay	0.44
7.6 Effective enforcement	0.51
7.7 Impartial and effective ADRs	0.66

Criminal Justice	
8.1 Effective investigations	0.42
8.2 Timely and effective adjudication	0.62
8.3 Effective correctional system	0.32
8.4 No discrimination	0.55
8.5 No corruption	0.73
8.6 No improper gov. influence	0.75
8.7 Due process of law	0.61

A smaller sub-factor bar represents a lower score (0.00 being lowest possible), and a larger bar represents a higher score (1.00 being highest possible).



Overall Score

0.45

Global Rank

76/99

Regional Rank

13/15

	Factor Trend	Factor Score	Global Rank	Regional Rank	Income Rank
Constraints on Government Powers	—	0.35	92/99	14/15	26/29
Absence of Corruption	—	0.48	49/99	10/15	15/29
Open Government	—	0.41	74/99	11/15	24/29
Fundamental Rights	—	0.31	96/99	14/15	28/29
Order and Security	—	0.81	29/99	8/15	4/29
Regulatory Enforcement	—	0.41	78/99	12/15	28/29
Civil Justice	—	0.41	79/99	11/15	25/29
Criminal Justice	▼	0.43	51/99	11/15	12/29

China East Asia & Pacific Upper middle income

▲ Trending up ▼ Trending down Low Medium High

Constraints on Government Powers

1.1 Limits by legislature	0.58
1.2 Limits by judiciary	0.4
1.3 Independent auditing	0.37
1.4 Sanctions for official misconduct	0.45
1.5 Non-governmental checks	0.08
1.6 Lawful transition of power	0.23

Absence of Corruption

2.1 No corruption in the executive branch	0.46
2.2 No corruption in the judiciary	0.34
2.3 No corruption in the police/military	0.62
2.4 No corruption in the legislature	0.49

Open Government

3.1 Accessible laws	0.69
3.2 Stable laws	0.48
3.3 Right to petition / participation	0.24
3.4 Right to information	0.23

Fundamental Rights

4.1 Equal treatment / no discrimination	0.53
4.2 Right to life and security	0.39
4.3 Due process of law	0.46
4.4 Freedom of expression	0.08
4.5 Freedom of religion	0.2
4.6 Right to privacy	0.36
4.7 Freedom of association	0.17
4.8 Labor rights	0.32

Order and Security

5.1 Absence of crime	0.78
5.2 Absence of civil conflict	1
5.3 Absence of violent redress	0.65

Regulatory Enforcement

6.1 Effective regulatory enforcement	0.46
6.2 No improper influence	0.54
6.3 No unreasonable delay	0.51
6.4 Respect for due process	0.26
6.5 No expropriation w/out adequate compensation	0.29

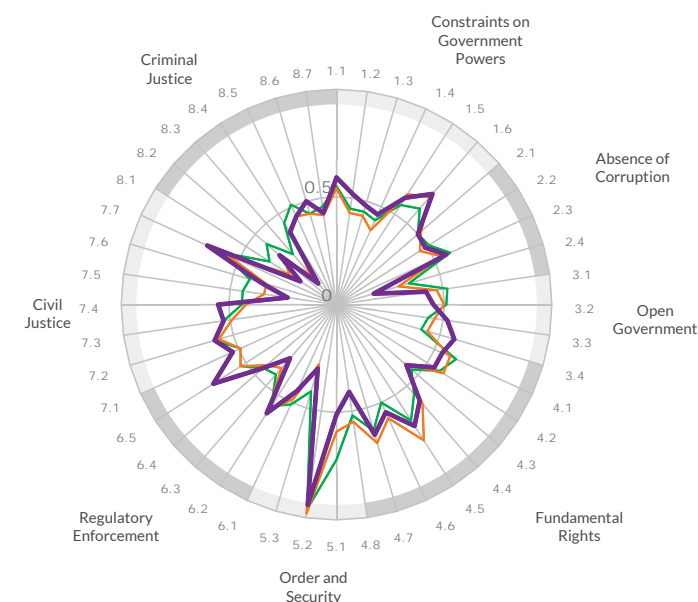
Civil Justice

7.1 Accessibility and affordability	0.49
7.2 No discrimination	0.49
7.3 No corruption	0.33
7.4 No improper gov. influence	0.17
7.5 No unreasonable delay	0.67
7.6 Effective enforcement	0.33
7.7 Impartial and effective ADRs	0.39

Criminal Justice

8.1 Effective investigations	0.46
8.2 Timely and effective adjudication	0.45
8.3 Effective correctional system	0.5
8.4 No discrimination	0.44
8.5 No corruption	0.53
8.6 No improper gov. influence	0.19
8.7 Due process of law	0.46

A smaller sub-factor bar represents a lower score (0.00 being lowest possible), and a larger bar represents a higher score (1.00 being highest possible).



Colombia Latin America & the Caribbean Upper middle income

▲ Trending up ▼ Trending down Low Medium High

Overall Score

0.49

Global Rank

61/99

Regional Rank

7/16

Constraints on Government Powers

Absence of Corruption

Open Government

Fundamental Rights

Order and Security

Regulatory Enforcement

Civil Justice

Criminal Justice

Factor	Trend	Factor Score	Global Rank	Regional Rank	Income Rank
Constraints on Government Powers	—	0.55	47/99	6/16	10/29
Absence of Corruption	—	0.43	61/99	9/16	21/29
Open Government	—	0.49	40/99	6/16	8/29
Fundamental Rights	—	0.55	61/99	12/16	18/29
Order and Security	▲	0.58	89/99	12/16	26/29
Regulatory Enforcement	—	0.5	50/99	5/16	15/29
Civil Justice	▼	0.49	54/99	5/16	15/29
Criminal Justice	—	0.35	79/99	10/16	26/29

Constraints on Government Powers

1.1 Limits by legislature	0.59
1.2 Limits by judiciary	0.52
1.3 Independent auditing	0.48
1.4 Sanctions for official misconduct	0.46
1.5 Non-governmental checks	0.59
1.6 Lawful transition of power	0.68

Absence of Corruption

2.1 No corruption in the executive branch	0.5
2.2 No corruption in the judiciary	0.49
2.3 No corruption in the police/military	0.56
2.4 No corruption in the legislature	0.18

Open Government

3.1 Accessible laws	0.42
3.2 Stable laws	0.45
3.3 Right to petition / participation	0.52
3.4 Right to information	0.57

Fundamental Rights

4.1 Equal treatment / no discrimination	0.54
4.2 Right to life and security	0.54
4.3 Due process of law	0.43
4.4 Freedom of expression	0.59
4.5 Freedom of religion	0.67
4.6 Right to privacy	0.55
4.7 Freedom of association	0.63
4.8 Labor rights	0.41

Order and Security

5.1 Absence of crime	0.51
5.2 Absence of civil conflict	0.94
5.3 Absence of violent redress	0.31

Regulatory Enforcement

6.1 Effective regulatory enforcement	0.44
6.2 No improper influence	0.6
6.3 No unreasonable delay	0.33
6.4 Respect for due process	0.45
6.5 No expropriation w/out adequate compensation	0.68

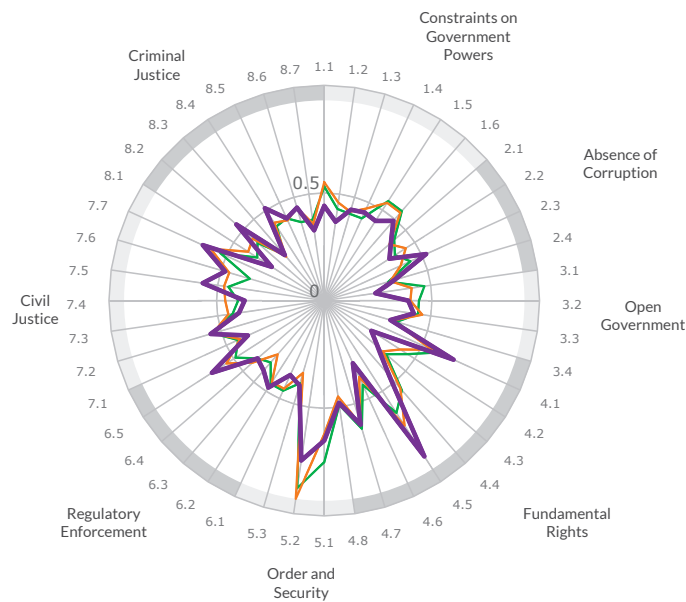
Civil Justice

7.1 Accessibility and affordability	0.53
7.2 No discrimination	0.59
7.3 No corruption	0.53
7.4 No improper gov. influence	0.55
7.5 No unreasonable delay	0.23
7.6 Effective enforcement	0.37
7.7 Impartial and effective ADRs	0.66

Criminal Justice

8.1 Effective investigations	0.2
8.2 Timely and effective adjudication	0.35
8.3 Effective correctional system	0.13
8.4 No discrimination	0.4
8.5 No corruption	0.45
8.6 No improper gov. influence	0.5
8.7 Due process of law	0.43

A smaller sub-factor bar represents a lower score (0.00 being lowest possible), and a larger bar represents a higher score (1.00 being highest possible).



Overall Score

0.46

Global Rank

72/99

Regional Rank

9/18

	Factor Trend	Factor Score	Global Rank	Regional Rank	Income Rank
Constraints on Government Powers	—	0.44	77/99	13/18	16/24
Absence of Corruption	—	0.41	69/99	9/18	10/24
Open Government	—	0.34	88/99	13/18	21/24
Fundamental Rights	—	0.5	72/99	10/18	16/24
Order and Security	—	0.6	85/99	13/18	20/24
Regulatory Enforcement	—	0.47	58/99	6/18	7/24
Civil Justice	—	0.48	57/99	8/18	9/24
Criminal Justice	—	0.4	60/99	8/18	10/24

— Cote d'Ivoire
 — Sub-Saharan Africa
 — Lower middle income

▲ Trending up
 ▼ Trending down
 Low
Medium
High

Constraints on Government Powers

1.1 Limits by legislature	<div><div></div></div>	0.44
1.2 Limits by judiciary	<div><div></div></div>	0.37
1.3 Independent auditing	<div><div></div></div>	0.44
1.4 Sanctions for official misconduct	<div><div></div></div>	0.45
1.5 Non-governmental checks	<div><div></div></div>	0.44
1.6 Lawful transition of power	<div><div></div></div>	0.49

Absence of Corruption

2.1 No corruption in the executive branch	<div><div></div></div>	0.41
2.2 No corruption in the judiciary	<div><div></div></div>	0.36
2.3 No corruption in the police/military	<div><div></div></div>	0.52
2.4 No corruption in the legislature	<div><div></div></div>	0.34

Open Government

3.1 Accessible laws	<div><div></div></div>	0.24
3.2 Stable laws	<div><div></div></div>	0.39
3.3 Right to petition / participation	<div><div></div></div>	0.42
3.4 Right to information	<div><div></div></div>	0.32

Fundamental Rights

4.1 Equal treatment / no discrimination	<div><div></div></div>	0.66
4.2 Right to life and security	<div><div></div></div>	0.26
4.3 Due process of law	<div><div></div></div>	0.33
4.4 Freedom of expression	<div><div></div></div>	0.46
4.5 Freedom of religion	<div><div></div></div>	0.86
4.6 Right to privacy	<div><div></div></div>	0.32
4.7 Freedom of association	<div><div></div></div>	0.6
4.8 Labor rights	<div><div></div></div>	0.48

Order and Security

5.1 Absence of crime	<div><div></div></div>	0.65
5.2 Absence of civil conflict	<div><div></div></div>	0.75
5.3 Absence of violent redress	<div><div></div></div>	0.41

Regulatory Enforcement

6.1 Effective regulatory enforcement	<div><div></div></div>	0.38
6.2 No improper influence	<div><div></div></div>	0.48
6.3 No unreasonable delay	<div><div></div></div>	0.43
6.4 Respect for due process	<div><div></div></div>	0.41
6.5 No expropriation w/out adequate compensation	<div><div></div></div>	0.62

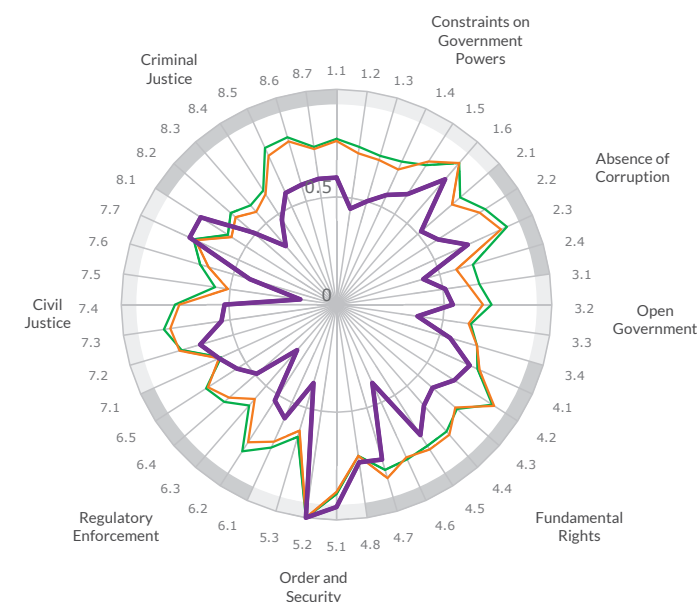
Civil Justice

7.1 Accessibility and affordability	<div><div></div></div>	0.39
7.2 No discrimination	<div><div></div></div>	0.55
7.3 No corruption	<div><div></div></div>	0.4
7.4 No improper gov. influence	<div><div></div></div>	0.37
7.5 No unreasonable delay	<div><div></div></div>	0.57
7.6 Effective enforcement	<div><div></div></div>	0.48
7.7 Impartial and effective ADRs	<div><div></div></div>	0.62

Criminal Justice

8.1 Effective investigations	<div><div></div></div>	0.29
8.2 Timely and effective adjudication	<div><div></div></div>	0.54
8.3 Effective correctional system	<div><div></div></div>	0.28
8.4 No discrimination	<div><div></div></div>	0.51
8.5 No corruption	<div><div></div></div>	0.42
8.6 No improper gov. influence	<div><div></div></div>	0.45
8.7 Due process of law	<div><div></div></div>	0.33

A smaller sub-factor bar represents a lower score (0.00 being lowest possible), and a larger bar represents a higher score (1.00 being highest possible).



Overall Score		Global Rank		Regional Rank	
0.57		36/99		23/24	
Factor	Trend	Factor Score	Global Rank	Regional Rank	Income Rank
Constraints on Government Powers	▼	0.58	40/99	22/24	29/30
Absence of Corruption	—	0.54	36/99	22/24	30/30
Open Government	—	0.49	38/99	21/24	28/30
Fundamental Rights	—	0.64	37/99	24/24	29/30
Order and Security	—	0.77	39/99	21/24	26/30
Regulatory Enforcement	—	0.49	53/99	23/24	30/30
Civil Justice	—	0.52	46/99	23/24	29/30
Criminal Justice	—	0.55	31/99	21/24	27/30

▲ Trending up ▼ Trending down Low Medium High

Constraints on Government Powers

1.1 Limits by legislature	0.59
1.2 Limits by judiciary	0.45
1.3 Independent auditing	0.5
1.4 Sanctions for official misconduct	0.56
1.5 Non-governmental checks	0.61
1.6 Lawful transition of power	0.77

Absence of Corruption

2.1 No corruption in the executive branch	0.52
2.2 No corruption in the judiciary	0.56
2.3 No corruption in the police/military	0.67
2.4 No corruption in the legislature	0.42

Open Government

3.1 Accessible laws	0.51
3.2 Stable laws	0.54
3.3 Right to petition / participation	0.38
3.4 Right to information	0.55

Fundamental Rights

4.1 Equal treatment / no discrimination	0.68
4.2 Right to life and security	0.65
4.3 Due process of law	0.59
4.4 Freedom of expression	0.62
4.5 Freedom of religion	0.72
4.6 Right to privacy	0.4
4.7 Freedom of association	0.75
4.8 Labor rights	0.74

Order and Security

5.1 Absence of crime	0.94
5.2 Absence of civil conflict	1
5.3 Absence of violent redress	0.38

Regulatory Enforcement

6.1 Effective regulatory enforcement	0.58
6.2 No improper influence	0.53
6.3 No unreasonable delay	0.28
6.4 Respect for due process	0.49
6.5 No expropriation w/out adequate compensation	0.55

Civil Justice

7.1 Accessibility and affordability	0.6
7.2 No discrimination	0.66
7.3 No corruption	0.54
7.4 No improper gov. influence	0.52
7.5 No unreasonable delay	0.17
7.6 Effective enforcement	0.42
7.7 Impartial and effective ADRs	0.75

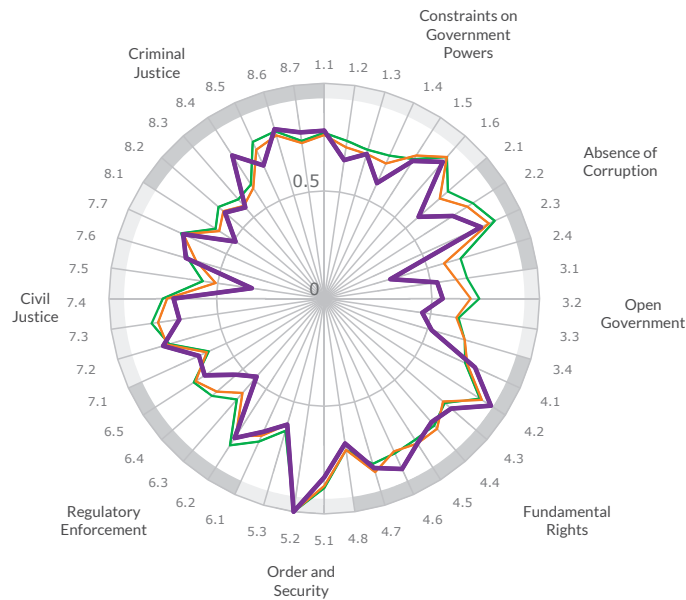
Criminal Justice

8.1 Effective investigations	0.75
8.2 Timely and effective adjudication	0.51
8.3 Effective correctional system	0.36
8.4 No discrimination	0.47
8.5 No corruption	0.57
8.6 No improper gov. influence	0.58
8.7 Due process of law	0.59

A smaller sub-factor bar represents a lower score (0.00 being lowest possible), and a larger bar represents a higher score (1.00 being highest possible).

Czech Republic

Prague, Brno, Ostrava
Region: Western Europe & North America | Income group: High income



	Overall Score	Global Rank	Regional Rank					
	0.67	23/99	15/24					
		Factor Trend	Factor Score	Global Rank	Regional Rank	Income Rank		
Constraints on Government Powers	—	0.72	23/99	16/24	22/30			
Absence of Corruption	—	0.6	31/99	19/24	27/30			
Open Government	—	0.52	33/99	18/24	25/30			
Fundamental Rights	—	0.8	11/99	9/24	11/30			
Order and Security	—	0.82	28/99	15/24	22/30			
Regulatory Enforcement	—	0.63	24/99	14/24	22/30			
Civil Justice	—	0.65	20/99	13/24	20/30			
Criminal Justice	—	0.67	19/99	12/24	19/30			

— Czech Republic
 — Western Europe & North America
 — High income
 ▲ Trending up
 ▼ Trending down
 Low
Medium
High

Constraints on Government Powers

1.1 Limits by legislature	<div><div></div></div> 0.78
1.2 Limits by judiciary	<div><div></div></div> 0.65
1.3 Independent auditing	<div><div></div></div> 0.7
1.4 Sanctions for official misconduct	<div><div></div></div> 0.59
1.5 Non-governmental checks	<div><div></div></div> 0.76
1.6 Lawful transition of power	<div><div></div></div> 0.84

Absence of Corruption

2.1 No corruption in the executive branch	<div><div></div></div> 0.58
2.2 No corruption in the judiciary	<div><div></div></div> 0.71
2.3 No corruption in the police/military	<div><div></div></div> 0.8
2.4 No corruption in the legislature	<div><div></div></div> 0.32

Open Government

3.1 Accessible laws	<div><div></div></div> 0.53
3.2 Stable laws	<div><div></div></div> 0.55
3.3 Right to petition / participation	<div><div></div></div> 0.46
3.4 Right to information	<div><div></div></div> 0.52

Fundamental Rights

4.1 Equal treatment / no discrimination	<div><div></div></div> 0.77
4.2 Right to life and security	<div><div></div></div> 0.92
4.3 Due process of law	<div><div></div></div> 0.78
4.4 Freedom of expression	<div><div></div></div> 0.76
4.5 Freedom of religion	<div><div></div></div> 0.8
4.6 Right to privacy	<div><div></div></div> 0.87
4.7 Freedom of association	<div><div></div></div> 0.82
4.8 Labor rights	<div><div></div></div> 0.68

Order and Security

5.1 Absence of crime	<div><div></div></div> 0.83
5.2 Absence of civil conflict	<div><div></div></div> 1
5.3 Absence of violent redress	<div><div></div></div> 0.61

Regulatory Enforcement

6.1 Effective regulatory enforcement	<div><div></div></div> 0.68
6.2 No improper influence	<div><div></div></div> 0.77
6.3 No unreasonable delay	<div><div></div></div> 0.48
6.4 Respect for due process	<div><div></div></div> 0.54
6.5 No expropriation w/out adequate compensation	<div><div></div></div> 0.66

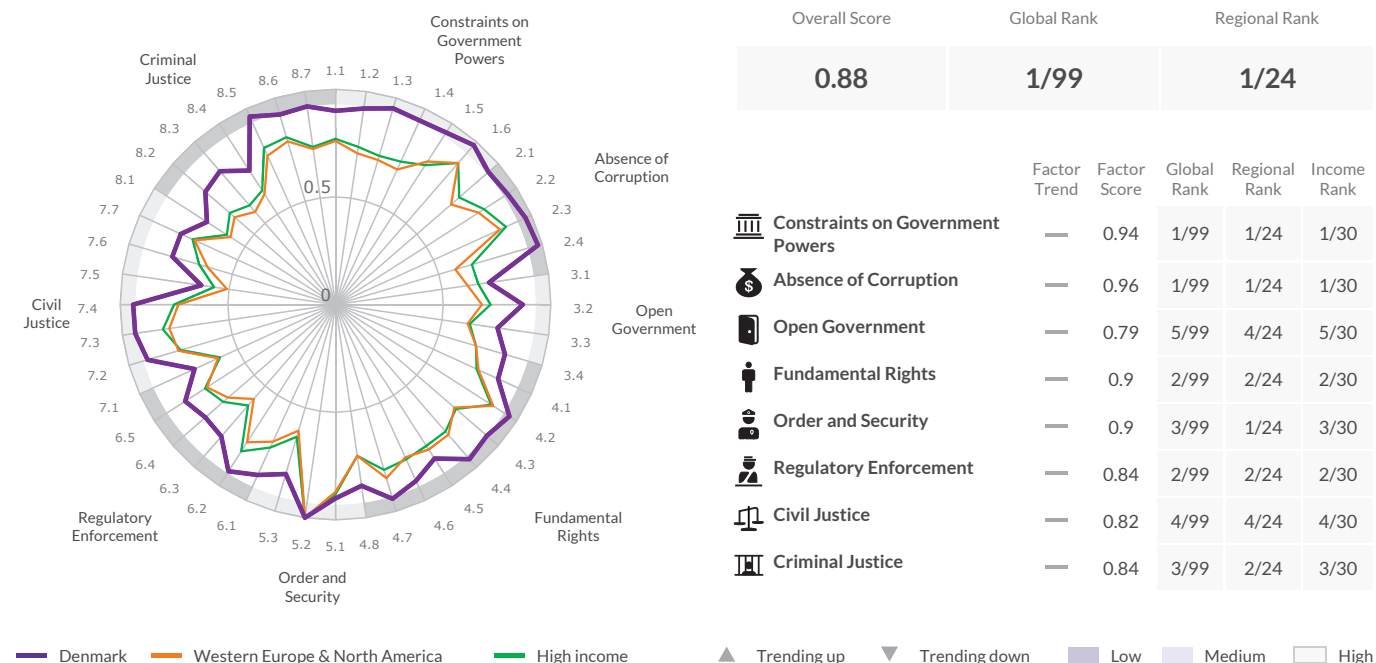
Civil Justice

7.1 Accessibility and affordability	<div><div></div></div> 0.64
7.2 No discrimination	<div><div></div></div> 0.78
7.3 No corruption	<div><div></div></div> 0.68
7.4 No improper gov. influence	<div><div></div></div> 0.7
7.5 No unreasonable delay	<div><div></div></div> 0.34
7.6 Effective enforcement	<div><div></div></div> 0.67
7.7 Impartial and effective ADRs	<div><div></div></div> 0.72

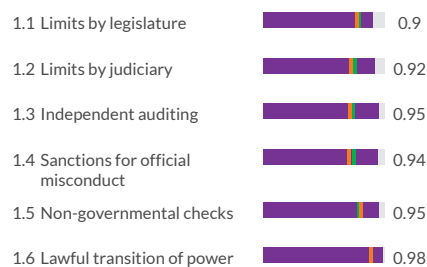
Criminal Justice

8.1 Effective investigations	<div><div></div></div> 0.49
8.2 Timely and effective adjudication	<div><div></div></div> 0.61
8.3 Effective correctional system	<div><div></div></div> 0.56
8.4 No discrimination	<div><div></div></div> 0.79
8.5 No corruption	<div><div></div></div> 0.68
8.6 No improper gov. influence	<div><div></div></div> 0.82
8.7 Due process of law	<div><div></div></div> 0.78

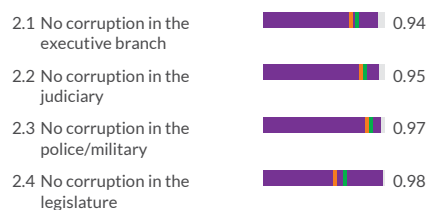
A smaller sub-factor bar represents a lower score (0.00 being lowest possible), and a larger bar represents a higher score (1.00 being highest possible).



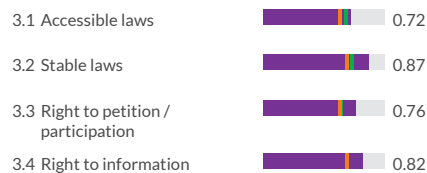
Constraints on Government Powers



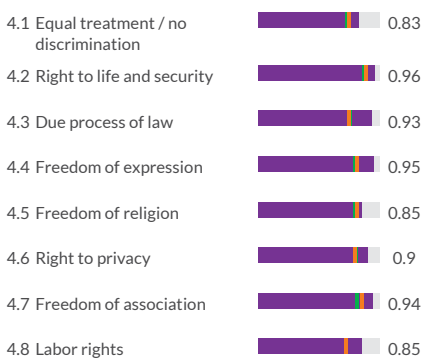
Absence of Corruption



Open Government



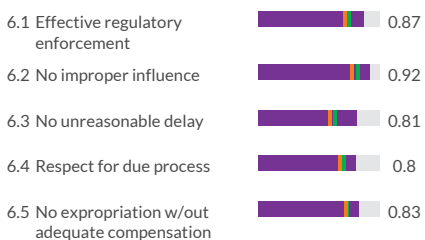
Fundamental Rights



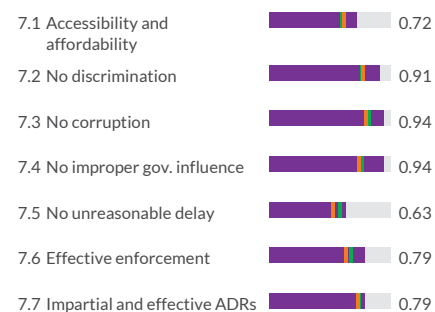
Order and Security



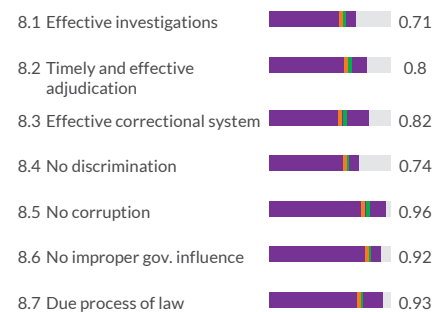
Regulatory Enforcement



Civil Justice



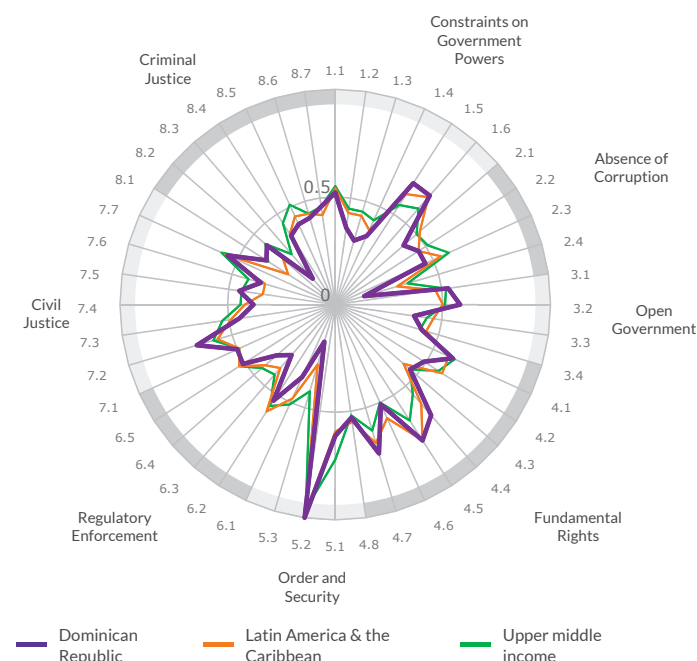
Criminal Justice










A smaller sub-factor bar represents a lower score (0.00 being lowest possible), and a larger bar represents a higher score (1.00 being highest possible).

Dominican Republic

Santo Domingo, Distrito Nacional, Santiago
Region: Latin America & the Caribbean | Income group: Upper middle income



Overall Score		Global Rank		Regional Rank		
0.47		67/99		10/16		
		Factor Trend	Factor Score	Global Rank	Regional Rank	Income Rank
	Constraints on Government Powers	▼	0.48	67/99	10/16	19/29
	Absence of Corruption	—	0.37	77/99	12/16	26/29
	Open Government	—	0.48	45/99	7/16	11/29
	Fundamental Rights	▼	0.6	47/99	9/16	14/29
	Order and Security	—	0.59	87/99	11/16	25/29
	Regulatory Enforcement	—	0.42	76/99	13/16	27/29
	Civil Justice	—	0.48	60/99	6/16	17/29
	Criminal Justice	▼	0.37	66/99	5/16	21/29

▲ Trending up ▼ Trending down Low Medium High

Constraints on Government Powers

1.1 Limits by legislature	0.52
1.2 Limits by judiciary	0.36
1.3 Independent auditing	0.31
1.4 Sanctions for official misconduct	0.35
1.5 Non-governmental checks	0.67
1.6 Lawful transition of power	0.67

Absence of Corruption

2.1 No corruption in the executive branch	0.42
2.2 No corruption in the judiciary	0.46
2.3 No corruption in the police/military	0.46
2.4 No corruption in the legislature	0.14

Open Government

3.1 Accessible laws	0.53
3.2 Stable laws	0.58
3.3 Right to petition / participation	0.37
3.4 Right to information	0.42

Fundamental Rights

4.1 Equal treatment / no discrimination	0.6
4.2 Right to life and security	0.49
4.3 Due process of law	0.46
4.4 Freedom of expression	0.68
4.5 Freedom of religion	0.75
4.6 Right to privacy	0.51
4.7 Freedom of association	0.72
4.8 Labor rights	0.53

Order and Security

5.1 Absence of crime	0.61
5.2 Absence of civil conflict	1
5.3 Absence of violent redress	0.18

Regulatory Enforcement

6.1 Effective regulatory enforcement	0.37
6.2 No improper influence	0.53
6.3 No unreasonable delay	0.31
6.4 Respect for due process	0.36
6.5 No expropriation w/out adequate compensation	0.51

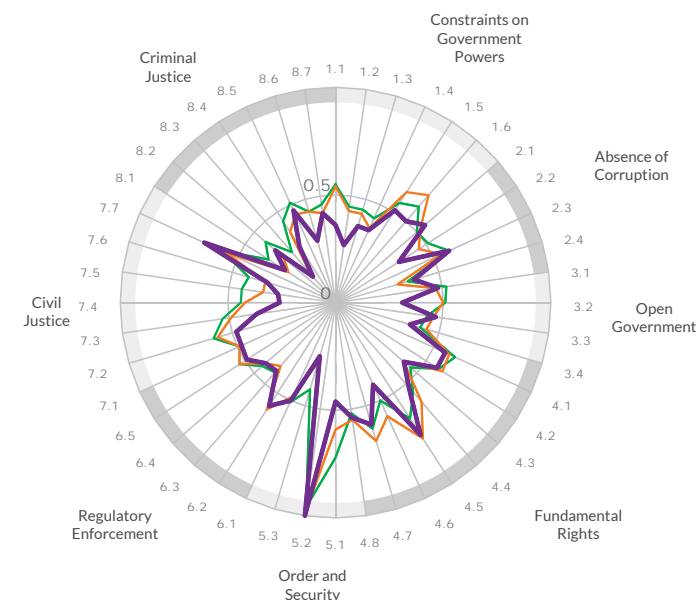
Civil Justice









7.1 Accessibility and affordability	0.5
7.2 No discrimination	0.67
7.3 No corruption	0.45
7.4 No improper gov. influence	0.38
7.5 No unreasonable delay	0.45
7.6 Effective enforcement	0.36
7.7 Impartial and effective ADRs	0.55

Criminal Justice

8.1 Effective investigations	0.38
8.2 Timely and effective adjudication	0.42
8.3 Effective correctional system	0.16
8.4 No discrimination	0.38
8.5 No corruption	0.41
8.6 No improper gov. influence	0.42
8.7 Due process of law	0.46

A smaller sub-factor bar represents a lower score (0.00 being lowest possible), and a larger bar represents a higher score (1.00 being highest possible).



Overall Score		Global Rank		Regional Rank		
0.45		77/99		11/16		
		Factor Trend	Factor Score	Global Rank	Regional Rank	Income Rank
	Constraints on Government Powers	—	0.4	85/99	13/16	23/29
	Absence of Corruption	—	0.47	51/99	6/16	17/29
	Open Government	—	0.4	75/99	13/16	25/29
	Fundamental Rights	—	0.54	62/99	13/16	19/29
	Order and Security	—	0.57	91/99	13/16	27/29
	Regulatory Enforcement	—	0.48	54/99	8/16	17/29
	Civil Justice	—	0.41	77/99	10/16	24/29
	Criminal Justice	▼	0.33	86/99	11/16	27/29

— Ecuador — Latin America & the Caribbean — Upper middle income

▲ Trending up ▼ Trending down Low Medium High

Constraints on Government Powers

1.1 Limits by legislature	0.36
1.2 Limits by judiciary	0.27
1.3 Independent auditing	0.37
1.4 Sanctions for official misconduct	0.37
1.5 Non-governmental checks	0.51
1.6 Lawful transition of power	0.5

Absence of Corruption

2.1 No corruption in the executive branch	0.55
2.2 No corruption in the judiciary	0.35
2.3 No corruption in the police/military	0.58
2.4 No corruption in the legislature	0.38

Open Government

3.1 Accessible laws	0.48
3.2 Stable laws	0.31
3.3 Right to petition / participation	0.47
3.4 Right to information	0.36

Fundamental Rights

4.1 Equal treatment / no discrimination	0.56
4.2 Right to life and security	0.56
4.3 Due process of law	0.42
4.4 Freedom of expression	0.52
4.5 Freedom of religion	0.73
4.6 Right to privacy	0.42
4.7 Freedom of association	0.59
4.8 Labor rights	0.54

Order and Security

5.1 Absence of crime	0.46
5.2 Absence of civil conflict	1
5.3 Absence of violent redress	0.26

Regulatory Enforcement

6.1 Effective regulatory enforcement	0.5
6.2 No improper influence	0.57
6.3 No unreasonable delay	0.42
6.4 Respect for due process	0.43
6.5 No expropriation w/out adequate compensation	0.49

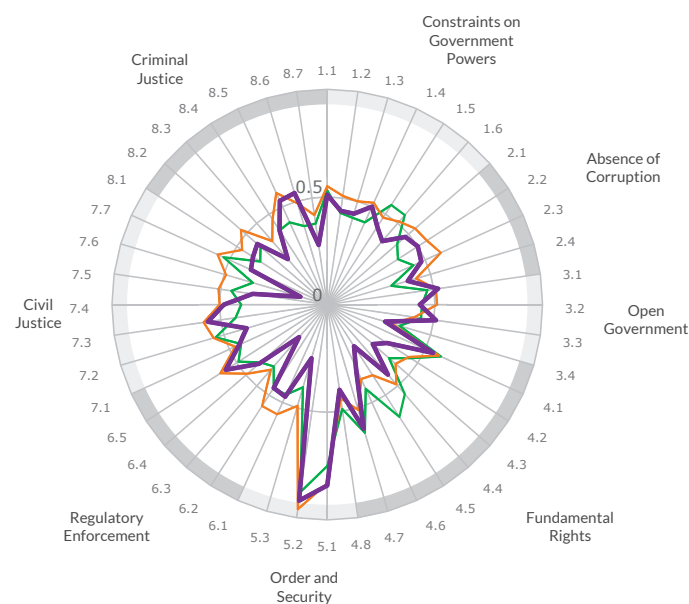
Civil Justice

7.1 Accessibility and affordability	0.48
7.2 No discrimination	0.48
7.3 No corruption	0.37
7.4 No improper gov. influence	0.26
7.5 No unreasonable delay	0.27
7.6 Effective enforcement	0.33
7.7 Impartial and effective ADRs	0.67

Criminal Justice

8.1 Effective investigations	0.28
8.2 Timely and effective adjudication	0.37
8.3 Effective correctional system	0.16
8.4 No discrimination	0.31
8.5 No corruption	0.47
8.6 No improper gov. influence	0.3
8.7 Due process of law	0.42

A smaller sub-factor bar represents a lower score (0.00 being lowest possible), and a larger bar represents a higher score (1.00 being highest possible).



	Overall Score	Global Rank	Regional Rank	Income Rank
	0.45	74/99	6/7	
Constraints on Government Powers	▼ 0.45	74/99	6/7	15/24
Absence of Corruption	— 0.46	52/99	5/7	5/24
Open Government	— 0.44	64/99	5/7	13/24
Fundamental Rights	— 0.39	90/99	6/7	22/24
Order and Security	— 0.67	66/99	6/7	13/24
Regulatory Enforcement	— 0.42	75/99	7/7	14/24
Civil Justice	— 0.39	84/99	7/7	17/24
Criminal Justice	— 0.41	57/99	5/7	8/24

— Egypt — Middle East & North Africa — Lower middle income

▲ Trending up ▼ Trending down Low Medium High

Constraints on Government Powers

1.1 Limits by legislature	0.51
1.2 Limits by judiciary	0.44
1.3 Independent auditing	0.44
1.4 Sanctions for official misconduct	0.5
1.5 Non-governmental checks	0.43
1.6 Lawful transition of power	0.39

Absence of Corruption

2.1 No corruption in the executive branch	0.48
2.2 No corruption in the judiciary	0.5
2.3 No corruption in the police/military	0.48
2.4 No corruption in the legislature	0.39

Open Government

3.1 Accessible laws	0.52
3.2 Stable laws	0.43
3.3 Right to petition / participation	0.51
3.4 Right to information	0.28

Fundamental Rights

4.1 Equal treatment / no discrimination	0.54
4.2 Right to life and security	0.33
4.3 Due process of law	0.28
4.4 Freedom of expression	0.43
4.5 Freedom of religion	0.23
4.6 Right to privacy	0.32
4.7 Freedom of association	0.6
4.8 Labor rights	0.4

Order and Security

5.1 Absence of crime	0.84
5.2 Absence of civil conflict	0.92
5.3 Absence of violent redress	0.26

Regulatory Enforcement

6.1 Effective regulatory enforcement	0.47
6.2 No improper influence	0.46
6.3 No unreasonable delay	0.2
6.4 Respect for due process	0.42
6.5 No expropriation w/out adequate compensation	0.56

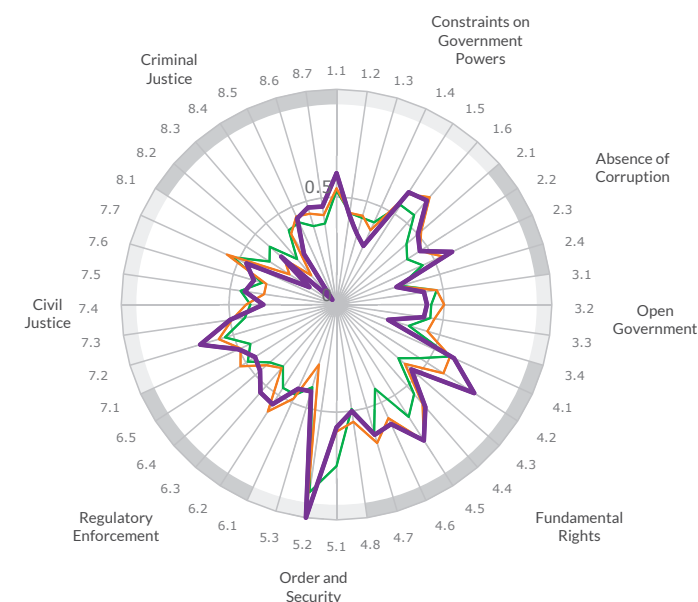
Civil Justice

7.1 Accessibility and affordability	0.45
7.2 No discrimination	0.39
7.3 No corruption	0.56
7.4 No improper gov. influence	0.48
7.5 No unreasonable delay	0.35
7.6 Effective enforcement	0.13
7.7 Impartial and effective ADRs	0.39

Criminal Justice

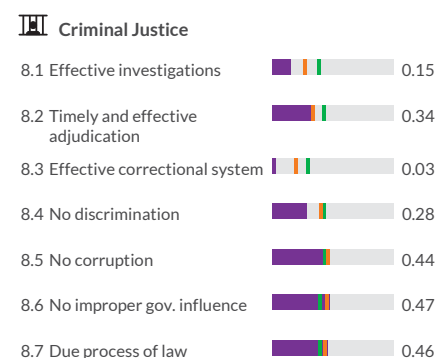
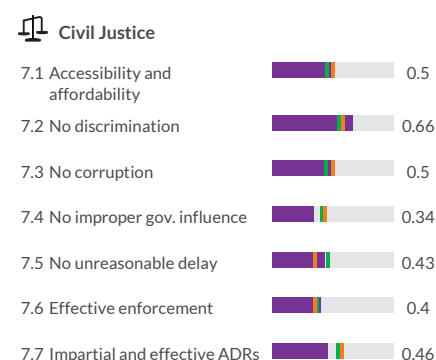
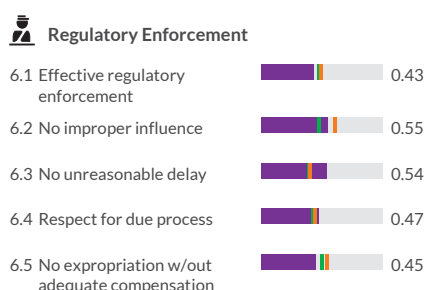
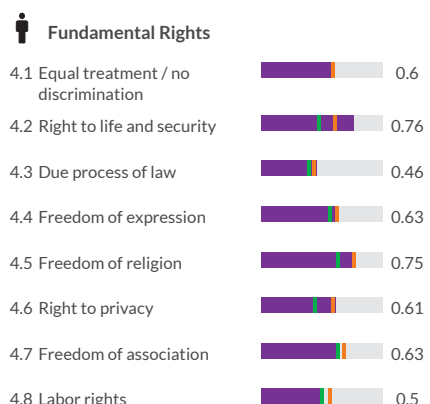
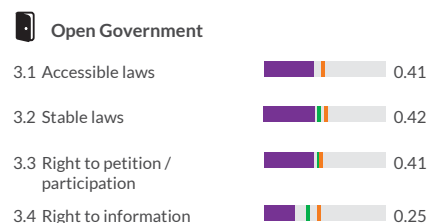
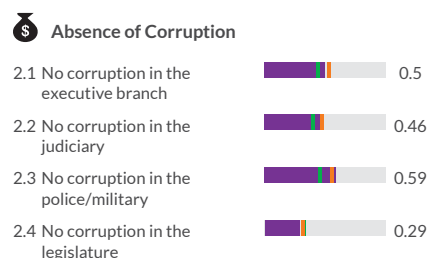
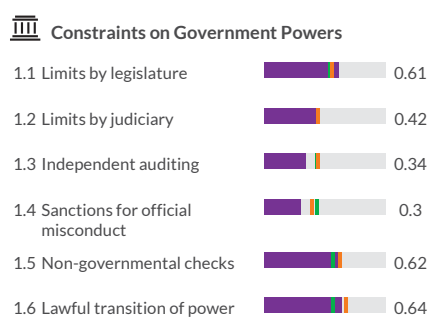
8.1 Effective investigations	0.41
8.2 Timely and effective adjudication	0.43
8.3 Effective correctional system	0.28
8.4 No discrimination	0.41
8.5 No corruption	0.53
8.6 No improper gov. influence	0.54
8.7 Due process of law	0.28

A smaller sub-factor bar represents a lower score (0.00 being lowest possible), and a larger bar represents a higher score (1.00 being highest possible).

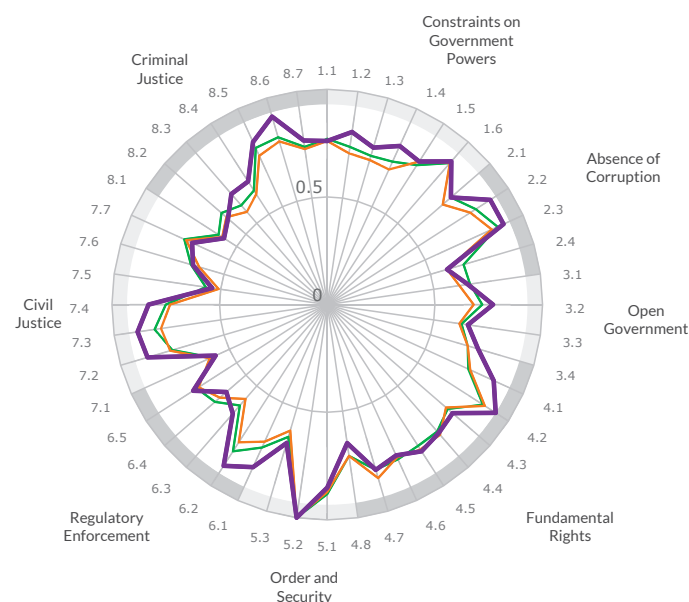


	Overall Score	Global Rank	Regional Rank
	0.48	64/99	9/16
Constraints on Government Powers	0.49	66/99	9/16
Absence of Corruption	0.46	53/99	7/16
Open Government	0.37	84/99	15/16
Fundamental Rights	0.62	42/99	6/16
Order and Security	0.66	70/99	4/16
Regulatory Enforcement	0.49	52/99	7/16
Civil Justice	0.47	62/99	7/16
Criminal Justice	0.31	90/99	12/16

— El Salvador
 — Latin America & the Caribbean
 — Lower middle income
 ▲ Trending up
 ▼ Trending down
 Low
Medium
High



A smaller sub-factor bar represents a lower score (0.00 being lowest possible), and a larger bar represents a higher score (1.00 being highest possible).



Overall Score

0.76

Global Rank

15/99

Regional Rank

10/24

	Factor Trend	Factor Score	Global Rank	Regional Rank	Income Rank
Constraints on Government Powers	—	0.8	12/99	10/24	12/30
Absence of Corruption	—	0.78	18/99	11/24	18/30
Open Government	—	0.71	15/99	10/24	15/30
Fundamental Rights	—	0.8	12/99	10/24	12/30
Order and Security	—	0.84	24/99	13/24	20/30
Regulatory Enforcement	—	0.75	13/99	9/24	13/30
Civil Justice	—	0.72	15/99	10/24	15/30
Criminal Justice	—	0.72	13/99	7/24	13/30

Estonia Western Europe & North America High income

▲ Trending up

▼ Trending down

Low

Medium

High

Constraints on Government Powers

1.1 Limits by legislature	0.76
1.2 Limits by judiciary	0.81
1.3 Independent auditing	0.76
1.4 Sanctions for official misconduct	0.81
1.5 Non-governmental checks	0.79
1.6 Lawful transition of power	0.88

Absence of Corruption

2.1 No corruption in the executive branch	0.76
2.2 No corruption in the judiciary	0.9
2.3 No corruption in the police/military	0.9
2.4 No corruption in the legislature	0.58

Open Government

3.1 Accessible laws	0.66
3.2 Stable laws	0.77
3.3 Right to petition / participation	0.66
3.4 Right to information	0.73

Fundamental Rights

4.1 Equal treatment / no discrimination	0.85
4.2 Right to life and security	0.93
4.3 Due process of law	0.77
4.4 Freedom of expression	0.79
4.5 Freedom of religion	0.81
4.6 Right to privacy	0.77
4.7 Freedom of association	0.8
4.8 Labor rights	0.65

Order and Security

5.1 Absence of crime	0.85
5.2 Absence of civil conflict	1
5.3 Absence of violent redress	0.67

Regulatory Enforcement

6.1 Effective regulatory enforcement	0.83
6.2 No improper influence	0.89
6.3 No unreasonable delay	0.67
6.4 Respect for due process	0.62
6.5 No expropriation w/out adequate compensation	0.74

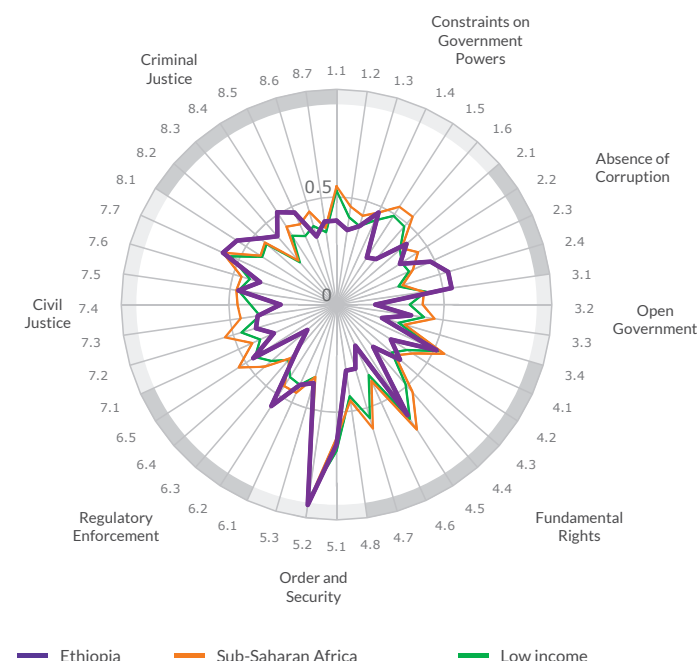
Civil Justice


7.1 Accessibility and affordability	0.57
7.2 No discrimination	0.87
7.3 No corruption	0.89
7.4 No improper gov. influence	0.83
7.5 No unreasonable delay	0.54
7.6 Effective enforcement	0.65
7.7 Impartial and effective ADRs	0.69

Criminal Justice

8.1 Effective investigations	0.57
8.2 Timely and effective adjudication	0.61
8.3 Effective correctional system	0.68
8.4 No discrimination	0.68
8.5 No corruption	0.83
8.6 No improper gov. influence	0.91
8.7 Due process of law	0.77

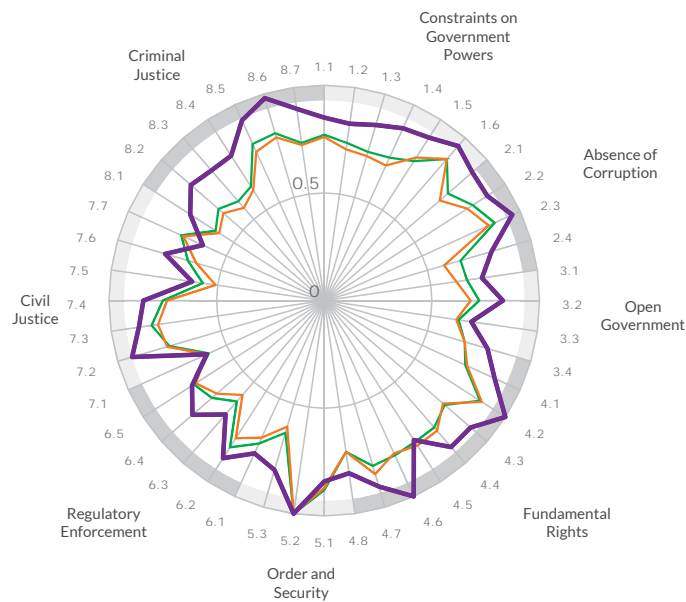
A smaller sub-factor bar represents a lower score (0.00 being lowest possible), and a larger bar represents a higher score (1.00 being highest possible).



Overall Score		Global Rank		Regional Rank		
0.42		88/99		14/18		
		Factor Trend	Factor Score	Global Rank	Regional Rank	Income Rank
	Constraints on Government Powers	—	0.35	91/99	17/18	14/16
	Absence of Corruption	—	0.45	56/99	5/18	2/16
	Open Government	—	0.32	94/99	16/18	13/16
	Fundamental Rights	—	0.36	94/99	17/18	14/16
	Order and Security	▲	0.66	73/99	8/18	9/16
	Regulatory Enforcement	—	0.38	89/99	14/18	10/16
	Civil Justice	—	0.39	85/99	16/18	12/16
	Criminal Justice	—	0.45	46/99	4/18	3/16

 Constraints on Government Powers <ul style="list-style-type: none"> 1.1 Limits by legislature: 0.39 1.2 Limits by judiciary: 0.35 1.3 Independent auditing: 0.38 1.4 Sanctions for official misconduct: 0.47 1.5 Non-governmental checks: 0.26 1.6 Lawful transition of power: 0.28 	 Fundamental Rights <ul style="list-style-type: none"> 4.1 Equal treatment / no discrimination: 0.51 4.2 Right to life and security: 0.3 4.3 Due process of law: 0.39 4.4 Freedom of expression: 0.26 4.5 Freedom of religion: 0.61 4.6 Right to privacy: 0.21 4.7 Freedom of association: 0.31 4.8 Labor rights: 0.31 	 Civil Justice <ul style="list-style-type: none"> 7.1 Accessibility and affordability: 0.32 7.2 No discrimination: 0.39 7.3 No corruption: 0.37 7.4 No improper gov. influence: 0.26 7.5 No unreasonable delay: 0.46 7.6 Effective enforcement: 0.37 7.7 Impartial and effective ADRs: 0.58
 Absence of Corruption <ul style="list-style-type: none"> 2.1 No corruption in the executive branch: 0.43 2.2 No corruption in the judiciary: 0.35 2.3 No corruption in the police/military: 0.48 2.4 No corruption in the legislature: 0.54 	 Order and Security <ul style="list-style-type: none"> 5.1 Absence of crime: 0.65 5.2 Absence of civil conflict: 0.94 5.3 Absence of violent redress: 0.38 	 Criminal Justice <ul style="list-style-type: none"> 8.1 Effective investigations: 0.55 8.2 Timely and effective adjudication: 0.47 8.3 Effective correctional system: 0.42 8.4 No discrimination: 0.51 8.5 No corruption: 0.47 8.6 No improper gov. influence: 0.33 8.7 Due process of law: 0.39
 Open Government <ul style="list-style-type: none"> 3.1 Accessible laws: 0.54 3.2 Stable laws: 0.18 3.3 Right to petition / participation: 0.35 3.4 Right to information: 0.22 	 Regulatory Enforcement <ul style="list-style-type: none"> 6.1 Effective regulatory enforcement: 0.41 6.2 No improper influence: 0.56 6.3 No unreasonable delay: 0.28 6.4 Respect for due process: 0.18 6.5 No expropriation w/out adequate compensation: 0.46 	

A smaller sub-factor bar represents a lower score (0.00 being lowest possible), and a larger bar represents a higher score (1.00 being highest possible).



Overall Score

0.84

Global Rank

4/99

Regional Rank

4/24

	Factor Trend	Factor Score	Global Rank	Regional Rank	Income Rank
Constraints on Government Powers	—	0.88	5/99	4/24	5/30
Absence of Corruption	—	0.9	6/99	4/24	6/30
Open Government	▼	0.76	11/99	8/24	11/30
Fundamental Rights	—	0.89	4/99	4/24	4/30
Order and Security	—	0.89	8/99	3/24	7/30
Regulatory Enforcement	—	0.78	11/99	8/24	11/30
Civil Justice	—	0.75	8/99	7/24	8/30
Criminal Justice	—	0.85	1/99	1/24	1/30

Finland Western Europe & North America High income

▲ Trending up ▼ Trending down Low Medium High

Constraints on Government Powers

1.1 Limits by legislature	0.85
1.2 Limits by judiciary	0.83
1.3 Independent auditing	0.85
1.4 Sanctions for official misconduct	0.88
1.5 Non-governmental checks	0.9
1.6 Lawful transition of power	0.95

Absence of Corruption

2.1 No corruption in the executive branch	0.91
2.2 No corruption in the judiciary	0.9
2.3 No corruption in the police/military	0.96
2.4 No corruption in the legislature	0.81

Open Government

3.1 Accessible laws	0.74
3.2 Stable laws	0.83
3.3 Right to petition / participation	0.69
3.4 Right to information	0.79

Fundamental Rights

4.1 Equal treatment / no discrimination	0.87
4.2 Right to life and security	1
4.3 Due process of law	0.9
4.4 Freedom of expression	0.9
4.5 Freedom of religion	0.77
4.6 Right to privacy	1
4.7 Freedom of association	0.9
4.8 Labor rights	0.81

Order and Security

5.1 Absence of crime	0.84
5.2 Absence of civil conflict	1
5.3 Absence of violent redress	0.82

Regulatory Enforcement

6.1 Effective regulatory enforcement	0.78
6.2 No improper influence	0.87
6.3 No unreasonable delay	0.7
6.4 Respect for due process	0.81
6.5 No expropriation w/out adequate compensation	0.73

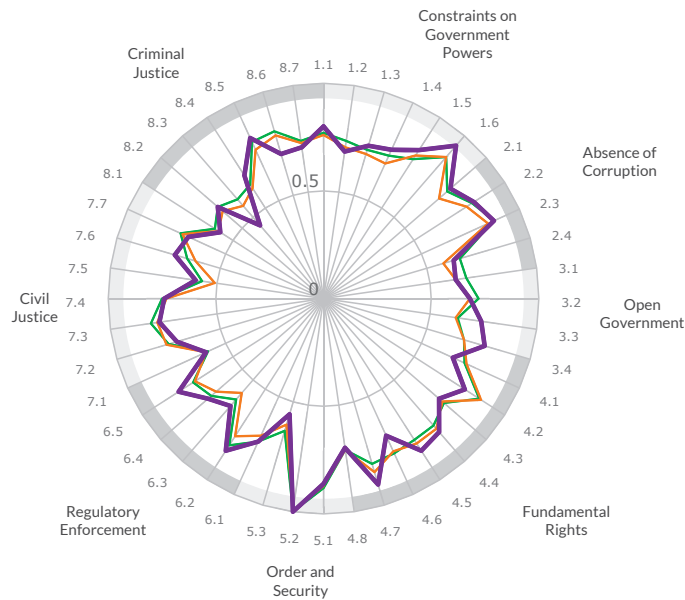
Civil Justice





7.1 Accessibility and affordability	0.6
7.2 No discrimination	0.93
7.3 No corruption	0.87
7.4 No improper gov. influence	0.84
7.5 No unreasonable delay	0.62
7.6 Effective enforcement	0.77
7.7 Impartial and effective ADRs	0.62

Criminal Justice

8.1 Effective investigations	0.74
8.2 Timely and effective adjudication	0.82
8.3 Effective correctional system	0.8
8.4 No discrimination	0.8
8.5 No corruption	0.92
8.6 No improper gov. influence	0.98
8.7 Due process of law	0.9

A smaller sub-factor bar represents a lower score (0.00 being lowest possible), and a larger bar represents a higher score (1.00 being highest possible).



Overall Score		Global Rank		Regional Rank		
0.74		18/99		12/24		
		Factor Trend	Factor Score	Global Rank	Regional Rank	Income Rank
	Constraints on Government Powers	▬	0.79	14/99	12/24	14/30
	Absence of Corruption	▬	0.78	20/99	12/24	20/30
	Open Government	▬	0.7	16/99	11/24	16/30
	Fundamental Rights	▬	0.76	18/99	16/24	18/30
	Order and Security	▴	0.81	30/99	16/24	23/30
	Regulatory Enforcement	▬	0.75	14/99	10/24	14/30
	Civil Justice	▬	0.69	18/99	11/24	18/30
	Criminal Justice	▬	0.65	21/99	14/24	21/30

— France
 — Western Europe & North America
 — High income
 ▲ Trending up
 ▼ Trending down
 Low
Medium
High

Constraints on Government Powers

1.1 Limits by legislature	0.8
1.2 Limits by judiciary	0.69
1.3 Independent auditing	0.74
1.4 Sanctions for official misconduct	0.76
1.5 Non-governmental checks	0.82
1.6 Lawful transition of power	0.94

Absence of Corruption

2.1 No corruption in the executive branch	0.78
2.2 No corruption in the judiciary	0.83
2.3 No corruption in the police/military	0.87
2.4 No corruption in the legislature	0.63

Open Government

3.1 Accessible laws	0.62
3.2 Stable laws	0.68
3.3 Right to petition / participation	0.74
3.4 Right to information	0.78

Fundamental Rights

4.1 Equal treatment / no discrimination	0.66
4.2 Right to life and security	0.78
4.3 Due process of law	0.71
4.4 Freedom of expression	0.82
4.5 Freedom of religion	0.84
4.6 Right to privacy	0.7
4.7 Freedom of association	0.9
4.8 Labor rights	0.7

Order and Security

5.1 Absence of crime	0.86
5.2 Absence of civil conflict	1
5.3 Absence of violent redress	0.56

Regulatory Enforcement

6.1 Effective regulatory enforcement	0.73
6.2 No improper influence	0.84
6.3 No unreasonable delay	0.66
6.4 Respect for due process	0.71
6.5 No expropriation w/out adequate compensation	0.8

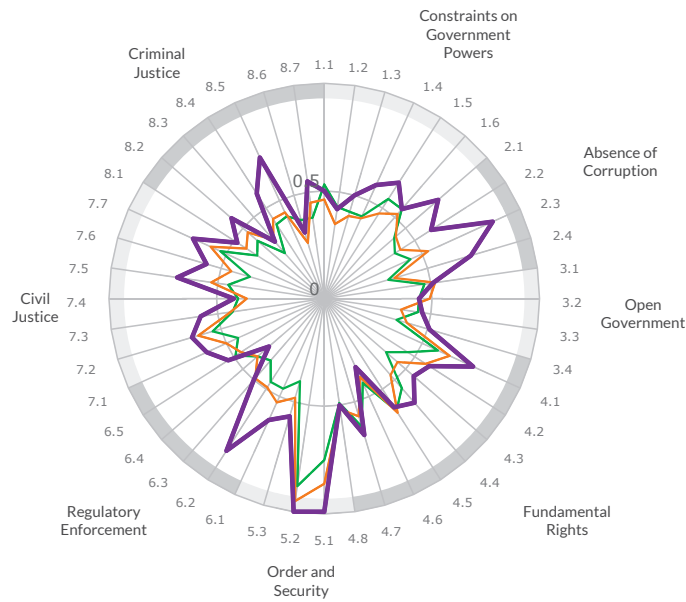
Civil Justice

7.1 Accessibility and affordability	0.6
7.2 No discrimination	0.71
7.3 No corruption	0.77
7.4 No improper gov. influence	0.74
7.5 No unreasonable delay	0.6
7.6 Effective enforcement	0.72
7.7 Impartial and effective ADRs	0.69

Criminal Justice

8.1 Effective investigations	0.57
8.2 Timely and effective adjudication	0.65
8.3 Effective correctional system	0.45
8.4 No discrimination	0.68
8.5 No corruption	0.82
8.6 No improper gov. influence	0.7
8.7 Due process of law	0.71

A smaller sub-factor bar represents a lower score (0.00 being lowest possible), and a larger bar represents a higher score (1.00 being highest possible).



Overall Score

0.6

Global Rank

31/99

Regional Rank

1/13

	Factor Trend	Factor Score	Global Rank	Regional Rank	Income Rank
Constraints on Government Powers	—	0.53	55/99	2/13	9/24
Absence of Corruption	▼	0.71	24/99	1/13	1/24
Open Government	—	0.48	43/99	2/13	5/24
Fundamental Rights	—	0.58	51/99	5/13	6/24
Order and Security	—	0.85	17/99	2/13	2/24
Regulatory Enforcement	—	0.57	31/99	1/13	1/24
Civil Justice	—	0.59	32/99	2/13	1/24
Criminal Justice	▼	0.51	36/99	2/13	1/24

— Georgia — Eastern Europe & Central Asia — Lower middle income

▲ Trending up ▼ Trending down Low Medium High

Constraints on Government Powers

1.1 Limits by legislature	0.5
1.2 Limits by judiciary	0.42
1.3 Independent auditing	0.5
1.4 Sanctions for official misconduct	0.58
1.5 Non-governmental checks	0.64
1.6 Lawful transition of power	0.55

Absence of Corruption

2.1 No corruption in the executive branch	0.7
2.2 No corruption in the judiciary	0.59
2.3 No corruption in the police/military	0.86
2.4 No corruption in the legislature	0.71

Open Government

3.1 Accessible laws	0.51
3.2 Stable laws	0.44
3.3 Right to petition / participation	0.46
3.4 Right to information	0.51

Fundamental Rights

4.1 Equal treatment / no discrimination	0.76
4.2 Right to life and security	0.58
4.3 Due process of law	0.55
4.4 Freedom of expression	0.64
4.5 Freedom of religion	0.6
4.6 Right to privacy	0.35
4.7 Freedom of association	0.66
4.8 Labor rights	0.5

Order and Security

5.1 Absence of crime	0.99
5.2 Absence of civil conflict	1
5.3 Absence of violent redress	0.57

Regulatory Enforcement

6.1 Effective regulatory enforcement	0.62
6.2 No improper influence	0.84
6.3 No unreasonable delay	0.5
6.4 Respect for due process	0.34
6.5 No expropriation w/out adequate compensation	0.53

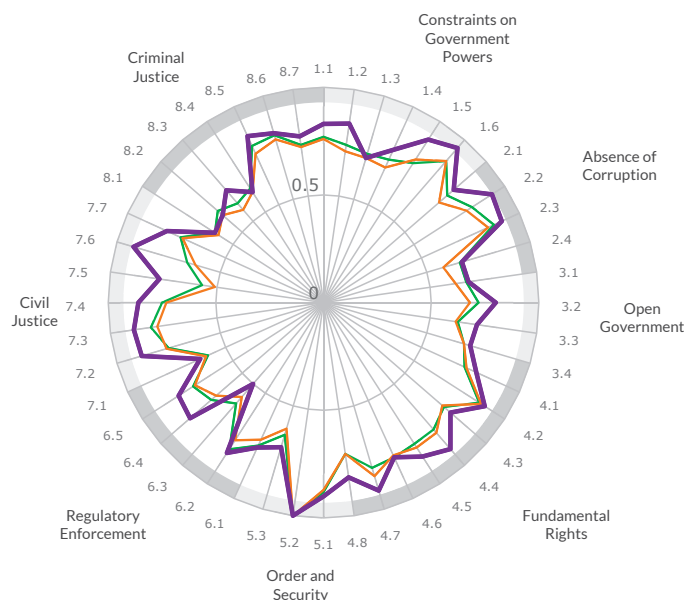
Civil Justice

7.1 Accessibility and affordability	0.6
7.2 No discrimination	0.64
7.3 No corruption	0.58
7.4 No improper gov. influence	0.42
7.5 No unreasonable delay	0.69
7.6 Effective enforcement	0.57
7.7 Impartial and effective ADRs	0.67

Criminal Justice

8.1 Effective investigations	0.48
8.2 Timely and effective adjudication	0.57
8.3 Effective correctional system	0.35
8.4 No discrimination	0.58
8.5 No corruption	0.72
8.6 No improper gov. influence	0.32
8.7 Due process of law	0.55

A smaller sub-factor bar represents a lower score (0.00 being lowest possible), and a larger bar represents a higher score (1.00 being highest possible).



Overall Score

0.8

Global Rank

9/99

Regional Rank

7/24

	Factor Trend	Factor Score	Global Rank	Regional Rank	Income Rank
Constraints on Government Powers	—	0.83	9/99	7/24	9/30
Absence of Corruption	—	0.83	12/99	7/24	12/30
Open Government	—	0.73	14/99	9/24	14/30
Fundamental Rights	—	0.84	8/99	7/24	8/30
Order and Security	—	0.87	13/99	5/24	11/30
Regulatory Enforcement	—	0.74	16/99	11/24	16/30
Civil Justice	—	0.82	3/99	3/24	3/30
Criminal Justice	—	0.71	16/99	10/24	16/30

Germany Western Europe & North America High income Trending up Trending down Low Medium High

Constraints on Government Powers	
1.1 Limits by legislature	0.83
1.2 Limits by judiciary	0.84
1.3 Independent auditing	0.7
1.4 Sanctions for official misconduct	0.78
1.5 Non-governmental checks	0.9
1.6 Lawful transition of power	0.95

Absence of Corruption	
2.1 No corruption in the executive branch	0.8
2.2 No corruption in the judiciary	0.93
2.3 No corruption in the police/military	0.91
2.4 No corruption in the legislature	0.67

Open Government	
3.1 Accessible laws	0.68
3.2 Stable laws	0.8
3.3 Right to petition / participation	0.72
3.4 Right to information	0.71

Fundamental Rights	
4.1 Equal treatment / no discrimination	0.78
4.2 Right to life and security	0.89
4.3 Due process of law	0.78
4.4 Freedom of expression	0.9
4.5 Freedom of religion	0.85
4.6 Right to privacy	0.79
4.7 Freedom of association	0.91
4.8 Labor rights	0.82

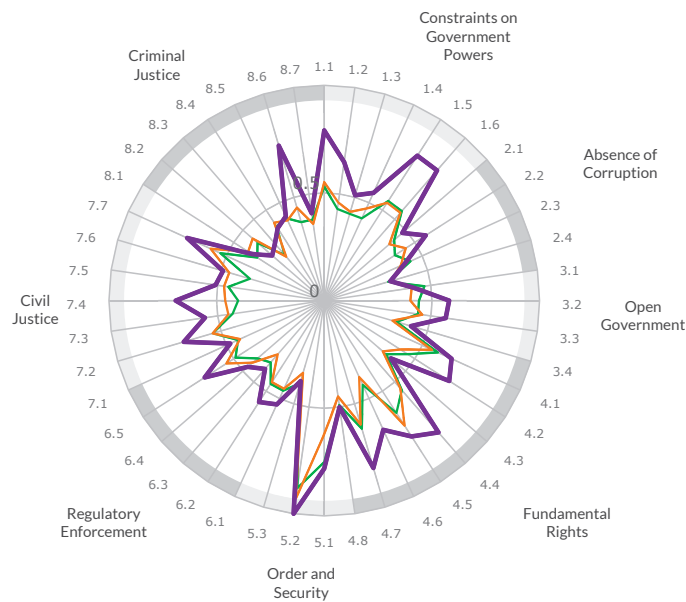
Order and Security	
5.1 Absence of crime	0.9
5.2 Absence of civil conflict	1
5.3 Absence of violent redress	0.7

Regulatory Enforcement	
6.1 Effective regulatory enforcement	0.74
6.2 No improper influence	0.83
6.3 No unreasonable delay	0.5
6.4 Respect for due process	0.82
6.5 No expropriation w/out adequate compensation	0.8

Civil Justice	
7.1 Accessibility and affordability	0.63
7.2 No discrimination	0.88
7.3 No corruption	0.89
7.4 No improper gov. influence	0.86
7.5 No unreasonable delay	0.77
7.6 Effective enforcement	0.92
7.7 Impartial and effective ADRs	0.8

Criminal Justice	
8.1 Effective investigations	0.6
8.2 Timely and effective adjudication	0.62
8.3 Effective correctional system	0.69
8.4 No discrimination	0.61
8.5 No corruption	0.85
8.6 No improper gov. influence	0.82
8.7 Due process of law	0.78

A smaller sub-factor bar represents a lower score (0.00 being lowest possible), and a larger bar represents a higher score (1.00 being highest possible).



Overall Score

0.57

Global Rank

37/99

Regional Rank

2/18

	Factor Trend	Factor Score	Global Rank	Regional Rank	Income Rank
Constraints on Government Powers	▼	0.68	27/99	2/18	1/24
Absence of Corruption	—	0.44	58/99	6/18	7/24
Open Government	—	0.5	37/99	3/18	3/24
Fundamental Rights	▼	0.66	33/99	1/18	1/24
Order and Security	▲	0.72	57/99	3/18	11/24
Regulatory Enforcement	—	0.53	43/99	5/18	4/24
Civil Justice	—	0.59	35/99	3/18	2/24
Criminal Justice	—	0.44	49/99	6/18	6/24

— Ghana — Sub-Saharan Africa — Lower middle income

▲ Trending up ▼ Trending down Low Medium High

Constraints on Government Powers

1.1 Limits by legislature	0.79
1.2 Limits by judiciary	0.65
1.3 Independent auditing	0.51
1.4 Sanctions for official misconduct	0.55
1.5 Non-governmental checks	0.8
1.6 Lawful transition of power	0.8

Absence of Corruption

2.1 No corruption in the executive branch	0.48
2.2 No corruption in the judiciary	0.56
2.3 No corruption in the police/military	0.41
2.4 No corruption in the legislature	0.32

Open Government

3.1 Accessible laws	0.42
3.2 Stable laws	0.58
3.3 Right to petition / participation	0.57
3.4 Right to information	0.42

Fundamental Rights

4.1 Equal treatment / no discrimination	0.65
4.2 Right to life and security	0.69
4.3 Due process of law	0.41
4.4 Freedom of expression	0.81
4.5 Freedom of religion	0.75
4.6 Right to privacy	0.66
4.7 Freedom of association	0.81
4.8 Labor rights	0.5

Order and Security

5.1 Absence of crime	0.78
5.2 Absence of civil conflict	1
5.3 Absence of violent redress	0.39

Regulatory Enforcement

6.1 Effective regulatory enforcement	0.53
6.2 No improper influence	0.56
6.3 No unreasonable delay	0.42
6.4 Respect for due process	0.47
6.5 No expropriation w/out adequate compensation	0.66

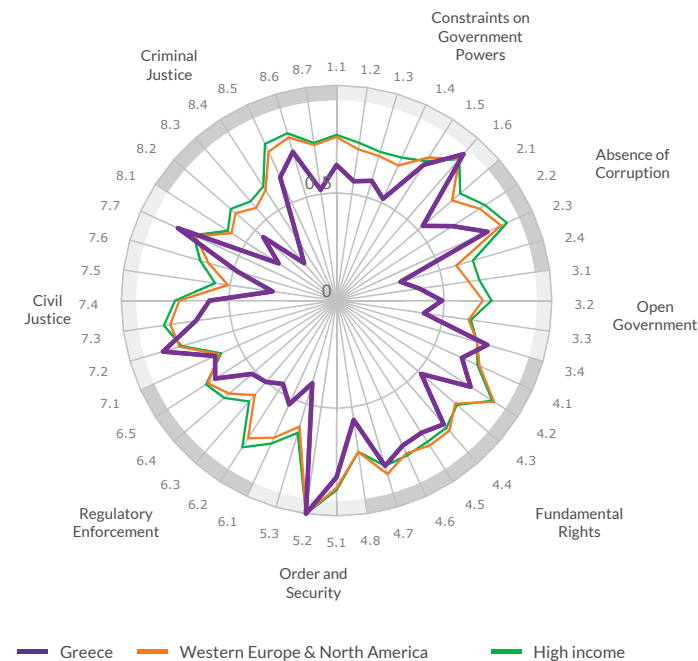
Civil Justice

7.1 Accessibility and affordability	0.48
7.2 No discrimination	0.68
7.3 No corruption	0.56
7.4 No improper gov. influence	0.69
7.5 No unreasonable delay	0.51
7.6 Effective enforcement	0.49
7.7 Impartial and effective ADRs	0.7

Criminal Justice

8.1 Effective investigations	0.4
8.2 Timely and effective adjudication	0.32
8.3 Effective correctional system	0.35
8.4 No discrimination	0.4
8.5 No corruption	0.43
8.6 No improper gov. influence	0.75
8.7 Due process of law	0.41

A smaller sub-factor bar represents a lower score (0.00 being lowest possible), and a larger bar represents a higher score (1.00 being highest possible).



Overall Score

0.59

Global Rank

32/99

Regional Rank

21/24

	Factor Trend	Factor Score	Global Rank	Regional Rank	Income Rank
Constraints on Government Powers	—	0.66	29/99	19/24	26/30
Absence of Corruption	—	0.56	34/99	21/24	29/30
Open Government	—	0.5	34/99	19/24	26/30
Fundamental Rights	—	0.69	28/99	21/24	26/30
Order and Security	—	0.74	49/99	22/24	27/30
Regulatory Enforcement	—	0.54	37/99	21/24	29/30
Civil Justice	—	0.61	25/99	17/24	24/30
Criminal Justice	—	0.46	43/99	23/24	30/30

Constraints on Government Powers

1.1 Limits by legislature	0.63
1.2 Limits by judiciary	0.56
1.3 Independent auditing	0.58
1.4 Sanctions for official misconduct	0.52
1.5 Non-governmental checks	0.75
1.6 Lawful transition of power	0.9

Absence of Corruption

2.1 No corruption in the executive branch	0.53
2.2 No corruption in the judiciary	0.64
2.3 No corruption in the police/military	0.77
2.4 No corruption in the legislature	0.31

Open Government

3.1 Accessible laws	0.39
3.2 Stable laws	0.49
3.3 Right to petition / participation	0.41
3.4 Right to information	0.73

Fundamental Rights

4.1 Equal treatment / no discrimination	0.64
4.2 Right to life and security	0.74
4.3 Due process of law	0.52
4.4 Freedom of expression	0.76
4.5 Freedom of religion	0.73
4.6 Right to privacy	0.74
4.7 Freedom of association	0.8
4.8 Labor rights	0.56

Order and Security

5.1 Absence of crime	0.82
5.2 Absence of civil conflict	1
5.3 Absence of violent redress	0.4

Regulatory Enforcement

6.1 Effective regulatory enforcement	0.53
6.2 No improper influence	0.46
6.3 No unreasonable delay	0.5
6.4 Respect for due process	0.52
6.5 No expropriation w/out adequate compensation	0.67

Civil Justice

7.1 Accessibility and affordability	0.62
7.2 No discrimination	0.84
7.3 No corruption	0.66
7.4 No improper gov. influence	0.59
7.5 No unreasonable delay	0.3
7.6 Effective enforcement	0.48
7.7 Impartial and effective ADRs	0.81

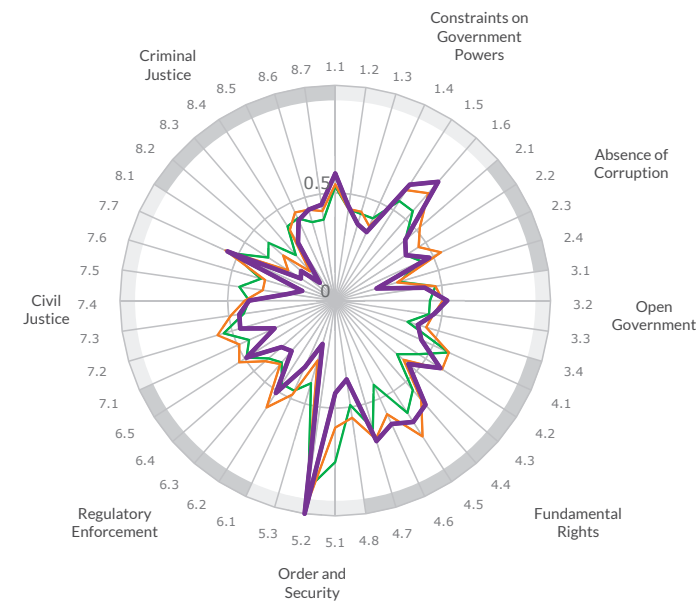
Criminal Justice

8.1 Effective investigations	0.32
8.2 Timely and effective adjudication	0.45
8.3 Effective correctional system	0.23
8.4 No discrimination	0.33
8.5 No corruption	0.63
8.6 No improper gov. influence	0.72
8.7 Due process of law	0.52

A smaller sub-factor bar represents a lower score (0.00 being lowest possible), and a larger bar represents a higher score (1.00 being highest possible).

Guatemala

Guatemala City, Quetzaltenango, Escuintla
Region: Latin America & the Caribbean | Income group: Lower middle income



Overall Score	Global Rank	Regional Rank
0.44	83/99	13/16

	Factor Trend	Factor Score	Global Rank	Regional Rank	Income Rank
Constraints on Government Powers	—	0.52	59/99	8/16	10/24
Absence of Corruption	▲	0.37	76/99	11/16	14/24
Open Government	—	0.45	57/99	10/16	10/24
Fundamental Rights	▼	0.56	57/99	10/16	9/24
Order and Security	▼	0.54	92/99	14/16	21/24
Regulatory Enforcement	—	0.39	85/99	14/16	19/24
Civil Justice	—	0.36	93/99	14/16	21/24
Criminal Justice	▼	0.3	93/99	13/16	22/24

Guatemala Latin America & the Caribbean Lower middle income ▲ Trending up ▼ Trending down Low Medium High

Constraints on Government Powers

1.1 Limits by legislature	0.59
1.2 Limits by judiciary	0.44
1.3 Independent auditing	0.37
1.4 Sanctions for official misconduct	0.35
1.5 Non-governmental checks	0.64
1.6 Lawful transition of power	0.73

Absence of Corruption

2.1 No corruption in the executive branch	0.43
2.2 No corruption in the judiciary	0.39
2.3 No corruption in the police/military	0.48
2.4 No corruption in the legislature	0.2

Open Government

3.1 Accessible laws	0.42
3.2 Stable laws	0.52
3.3 Right to petition / participation	0.46
3.4 Right to information	0.4

Fundamental Rights

4.1 Equal treatment / no discrimination	0.44
4.2 Right to life and security	0.58
4.3 Due process of law	0.45
4.4 Freedom of expression	0.64
4.5 Freedom of religion	0.67
4.6 Right to privacy	0.63
4.7 Freedom of association	0.68
4.8 Labor rights	0.37

Order and Security

5.1 Absence of crime	0.43
5.2 Absence of civil conflict	1
5.3 Absence of violent redress	0.21

Regulatory Enforcement

6.1 Effective regulatory enforcement	0.34
6.2 No improper influence	0.51
6.3 No unreasonable delay	0.31
6.4 Respect for due process	0.33
6.5 No expropriation w/out adequate compensation	0.49

Civil Justice

7.1 Accessibility and affordability	0.31
7.2 No discrimination	0.46
7.3 No corruption	0.45
7.4 No improper gov. influence	0.4
7.5 No unreasonable delay	0.22
7.6 Effective enforcement	0.16
7.7 Impartial and effective ADRs	0.55

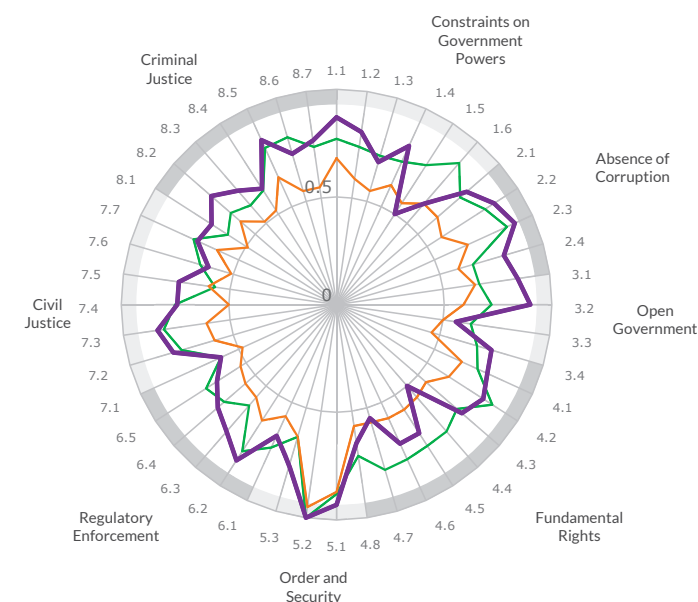
Criminal Justice

8.1 Effective investigations	0.19
8.2 Timely and effective adjudication	0.21
8.3 Effective correctional system	0.11
8.4 No discrimination	0.32
8.5 No corruption	0.41
8.6 No improper gov. influence	0.44
8.7 Due process of law	0.45

A smaller sub-factor bar represents a lower score (0.00 being lowest possible), and a larger bar represents a higher score (1.00 being highest possible).

Hong Kong SAR, China

Hong Kong
Region: East Asia & Pacific | Income group: High income



Overall Score	Global Rank	Regional Rank
0.76	16/99	6/15

	Factor Trend	Factor Score	Global Rank	Regional Rank	Income Rank
Constraints on Government Powers	—	0.72	24/99	6/15	23/30
Absence of Corruption	—	0.85	9/99	4/15	9/30
Open Government	—	0.77	10/99	3/15	10/30
Fundamental Rights	—	0.68	29/99	6/15	27/30
Order and Security	—	0.9	4/99	3/15	4/30
Regulatory Enforcement	—	0.74	15/99	5/15	15/30
Civil Justice	—	0.72	16/99	6/15	16/30
Criminal Justice	—	0.73	10/99	3/15	10/30

— Hong Kong SAR, China — East Asia & Pacific — High income ▲ Trending up ▼ Trending down Low Medium High

Constraints on Government Powers
1.1 Limits by legislature
1.2 Limits by judiciary
1.3 Independent auditing
1.4 Sanctions for official misconduct
1.5 Non-governmental checks
1.6 Lawful transition of power

Absence of Corruption
2.1 No corruption in the executive branch
2.2 No corruption in the judiciary
2.3 No corruption in the police/military
2.4 No corruption in the legislature

Open Government
3.1 Accessible laws
3.2 Stable laws
3.3 Right to petition / participation
3.4 Right to information

Fundamental Rights
4.1 Equal treatment / no discrimination
4.2 Right to life and security
4.3 Due process of law
4.4 Freedom of expression
4.5 Freedom of religion
4.6 Right to privacy
4.7 Freedom of association
4.8 Labor rights

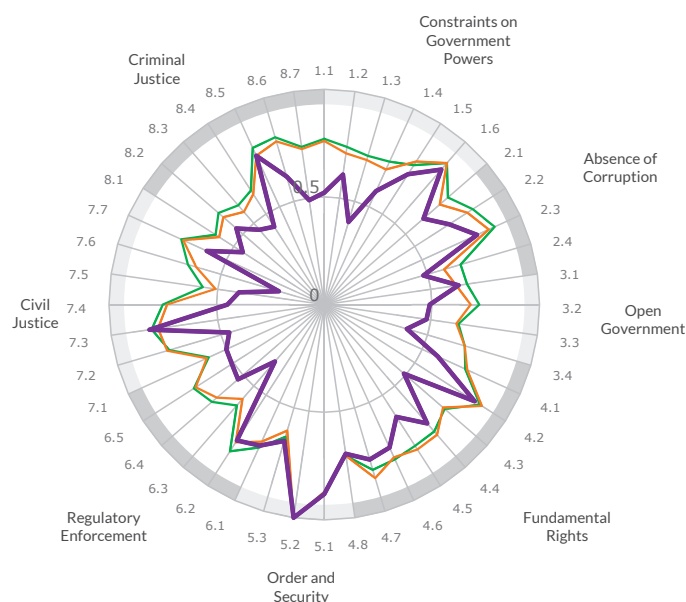
Order and Security
5.1 Absence of crime
5.2 Absence of civil conflict
5.3 Absence of violent redress

Regulatory Enforcement
6.1 Effective regulatory enforcement
6.2 No improper influence
6.3 No unreasonable delay
6.4 Respect for due process
6.5 No expropriation w/out adequate compensation

Civil Justice
7.1 Accessibility and affordability
7.2 No discrimination
7.3 No corruption
7.4 No improper gov. influence
7.5 No unreasonable delay
7.6 Effective enforcement
7.7 Impartial and effective ADRs

Criminal Justice
8.1 Effective investigations
8.2 Timely and effective adjudication
8.3 Effective correctional system
8.4 No discrimination
8.5 No corruption
8.6 No improper gov. influence
8.7 Due process of law

A smaller sub-factor bar represents a lower score (0.00 being lowest possible), and a larger bar represents a higher score (1.00 being highest possible).



Overall Score

0.61

Global Rank

30/99

Regional Rank

20/24

	Factor Trend	Factor Score	Global Rank	Regional Rank	Income Rank
Constraints on Government Powers	—	0.61	36/99	21/24	28/30
Absence of Corruption	▼	0.64	29/99	17/24	25/30
Open Government	—	0.5	35/99	20/24	27/30
Fundamental Rights	—	0.68	30/99	22/24	28/30
Order and Security	—	0.84	21/99	10/24	17/30
Regulatory Enforcement	—	0.57	30/99	20/24	28/30
Civil Justice	—	0.49	55/99	24/24	30/30
Criminal Justice	—	0.53	34/99	22/24	28/30

Hungary Western Europe & North America High income

▲ Trending up ▼ Trending down Low Medium High

Constraints on Government Powers

1.1 Limits by legislature	0.52
1.2 Limits by judiciary	0.61
1.3 Independent auditing	0.4
1.4 Sanctions for official misconduct	0.58
1.5 Non-governmental checks	0.72
1.6 Lawful transition of power	0.83

Fundamental Rights

4.1 Equal treatment / no discrimination	0.58
4.2 Right to life and security	0.83
4.3 Due process of law	0.49
4.4 Freedom of expression	0.73
4.5 Freedom of religion	0.62
4.6 Right to privacy	0.73
4.7 Freedom of association	0.75
4.8 Labor rights	0.7

Civil Justice

7.1 Accessibility and affordability	0.5
7.2 No discrimination	0.46
7.3 No corruption	0.82
7.4 No improper gov. influence	0.45
7.5 No unreasonable delay	0.4
7.6 Effective enforcement	0.22
7.7 Impartial and effective ADRs	0.6

Absence of Corruption

2.1 No corruption in the executive branch	0.61
2.2 No corruption in the judiciary	0.69
2.3 No corruption in the police/military	0.78
2.4 No corruption in the legislature	0.48

Order and Security

5.1 Absence of crime	0.88
5.2 Absence of civil conflict	1
5.3 Absence of violent redress	0.66

Criminal Justice

8.1 Effective investigations	0.45
8.2 Timely and effective adjudication	0.54
8.3 Effective correctional system	0.46
8.4 No discrimination	0.43
8.5 No corruption	0.76
8.6 No improper gov. influence	0.62
8.7 Due process of law	0.49

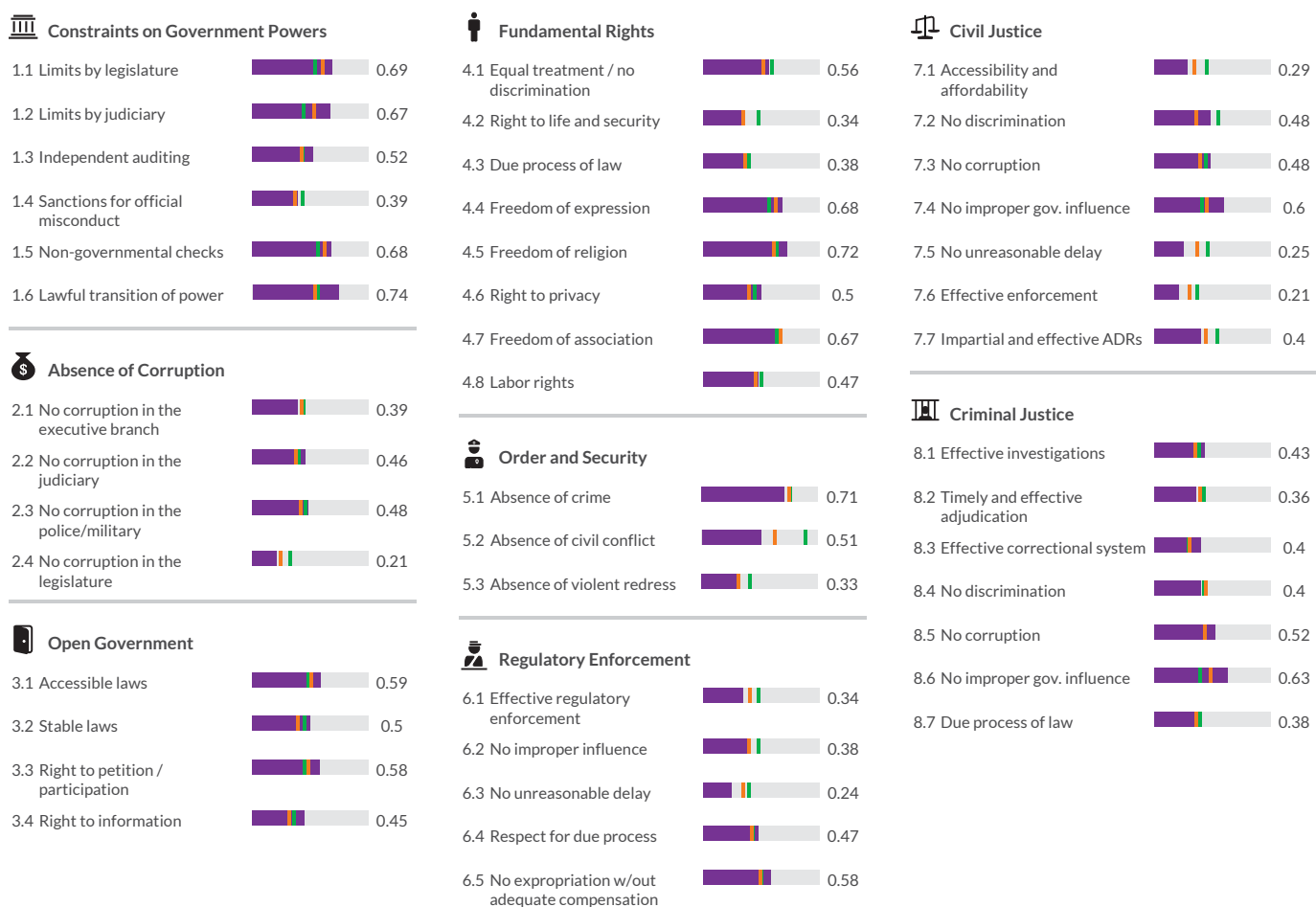
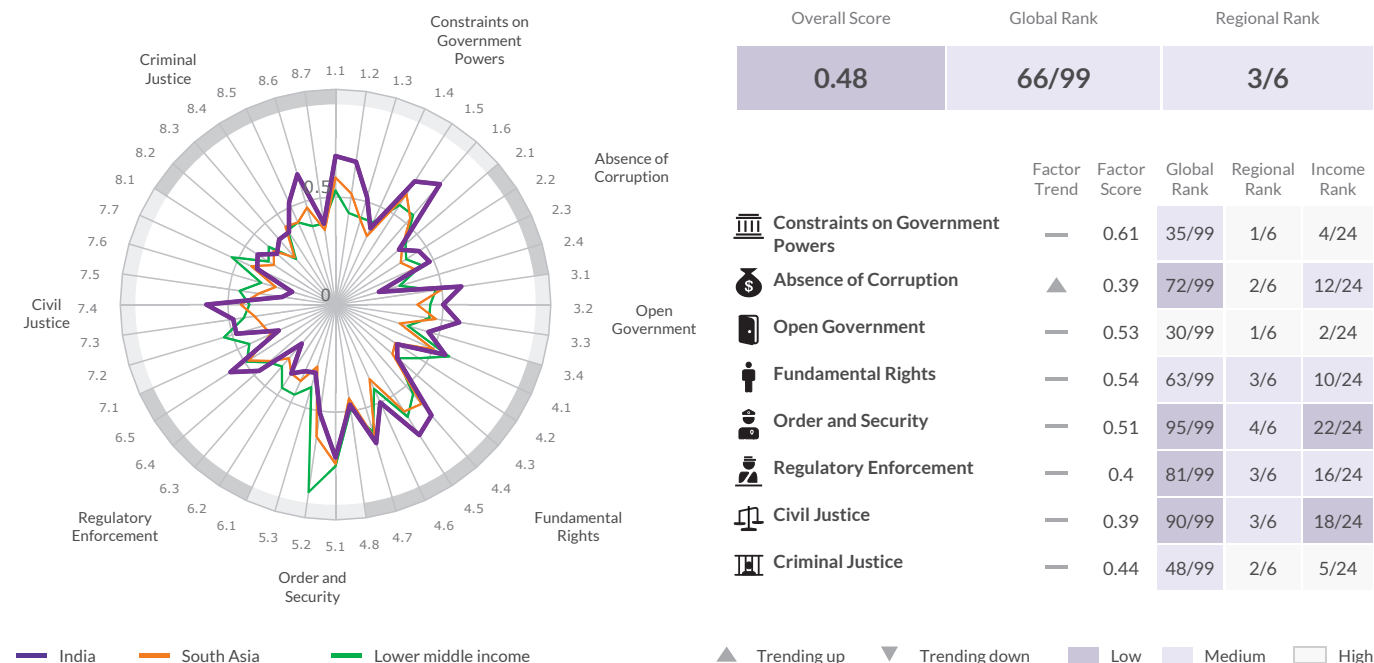
Open Government

3.1 Accessible laws	0.63
3.2 Stable laws	0.49
3.3 Right to petition / participation	0.48
3.4 Right to information	0.4

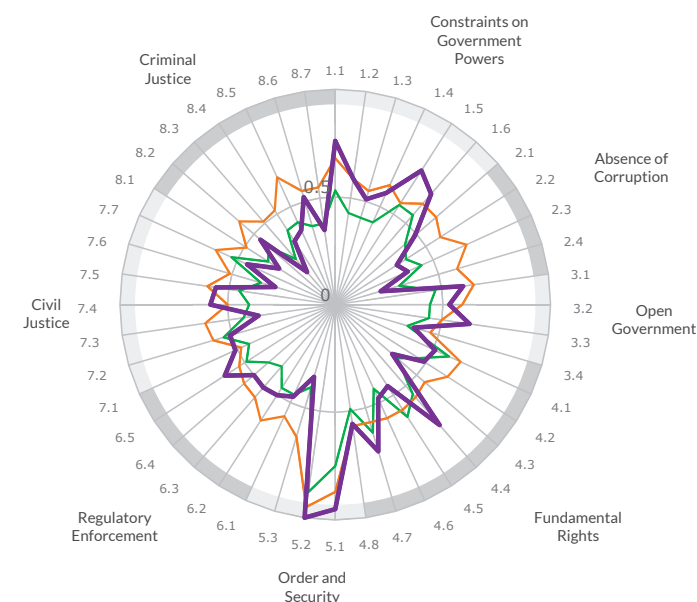
Regulatory Enforcement

6.1 Effective regulatory enforcement	0.72
6.2 No improper influence	0.75
6.3 No unreasonable delay	0.35
6.4 Respect for due process	0.53
6.5 No expropriation w/out adequate compensation	0.51

A smaller sub-factor bar represents a lower score (0.00 being lowest possible), and a larger bar represents a higher score (1.00 being highest possible).



A smaller sub-factor bar represents a lower score (0.00 being lowest possible), and a larger bar represents a higher score (1.00 being highest possible).



Overall Score

0.52

Global Rank

46/99

Regional Rank

8/15

	Factor Trend	Factor Score	Global Rank	Regional Rank	Income Rank
Constraints on Government Powers	—	0.64	31/99	7/15	2/24
Absence of Corruption	▲	0.36	80/99	14/15	15/24
Open Government	—	0.54	29/99	7/15	1/24
Fundamental Rights	—	0.54	65/99	9/15	11/24
Order and Security	▲	0.77	42/99	11/15	7/24
Regulatory Enforcement	—	0.52	46/99	7/15	5/24
Civil Justice	—	0.47	67/99	9/15	12/24
Criminal Justice	—	0.37	71/99	12/15	12/24

Indonesia East Asia & Pacific Lower middle income

▲ Trending up ▼ Trending down Low Medium High

Constraints on Government Powers

1.1 Limits by legislature	0.76
1.2 Limits by judiciary	0.59
1.3 Independent auditing	0.51
1.4 Sanctions for official misconduct	0.57
1.5 Non-governmental checks	0.74
1.6 Lawful transition of power	0.68

Absence of Corruption

2.1 No corruption in the executive branch	0.49
2.2 No corruption in the judiciary	0.34
2.3 No corruption in the police/military	0.37
2.4 No corruption in the legislature	0.22

Open Government

3.1 Accessible laws	0.6
3.2 Stable laws	0.53
3.3 Right to petition / participation	0.63
3.4 Right to information	0.38

Fundamental Rights

4.1 Equal treatment / no discrimination	0.51
4.2 Right to life and security	0.49
4.3 Due process of law	0.35
4.4 Freedom of expression	0.74
4.5 Freedom of religion	0.45
4.6 Right to privacy	0.48
4.7 Freedom of association	0.71
4.8 Labor rights	0.56

Order and Security

5.1 Absence of crime	0.95
5.2 Absence of civil conflict	1
5.3 Absence of violent redress	0.35

Regulatory Enforcement

6.1 Effective regulatory enforcement	0.47
6.2 No improper influence	0.5
6.3 No unreasonable delay	0.51
6.4 Respect for due process	0.5
6.5 No expropriation w/out adequate compensation	0.61

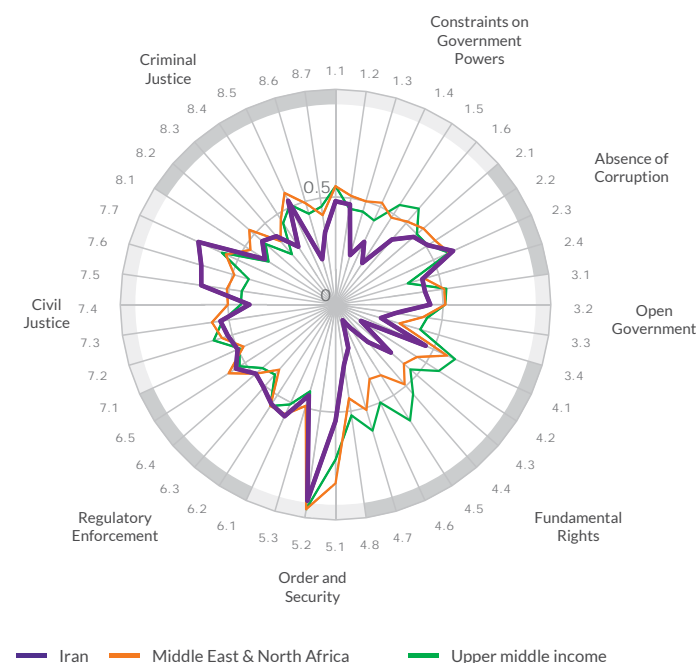
Civil Justice

7.1 Accessibility and affordability	0.51
7.2 No discrimination	0.51
7.3 No corruption	0.36
7.4 No improper gov. influence	0.58
7.5 No unreasonable delay	0.56
7.6 Effective enforcement	0.29
7.7 Impartial and effective ADRs	0.45

Criminal Justice

8.1 Effective investigations	0.31
8.2 Timely and effective adjudication	0.46
8.3 Effective correctional system	0.2
8.4 No discrimination	0.35
8.5 No corruption	0.38
8.6 No improper gov. influence	0.52
8.7 Due process of law	0.35

A smaller sub-factor bar represents a lower score (0.00 being lowest possible), and a larger bar represents a higher score (1.00 being highest possible).



	Overall Score	Global Rank	Regional Rank	Income Rank
	0.44	82/99	7/7	
Constraints on Government Powers	Factor Trend	Factor Score	Global Rank	Regional Rank
1.1 Limits by legislature	—	0.36	90/99	7/7
1.2 Limits by judiciary	—	0.47	42/99	3/7
1.3 Independent auditing	—	0.24	90/99	7/7
1.4 Sanctions for official misconduct	—	0.32	90/99	7/7
1.5 Non-governmental checks	—	0.23	99/99	7/7
1.6 Lawful transition of power	—	0.4	99/99	7/7
Absence of Corruption	—	0.5	42/99	3/7
2.1 No corruption in the executive branch	—	0.48	90/99	7/7
2.2 No corruption in the judiciary	—	0.51	90/99	7/7
2.3 No corruption in the police/military	—	0.6	90/99	7/7
2.4 No corruption in the legislature	—	0.42	90/99	7/7
Open Government	—	0.34	90/99	7/7
3.1 Accessible laws	—	0.42	90/99	7/7
3.2 Stable laws	—	0.44	90/99	7/7
3.3 Right to petition / participation	—	0.28	90/99	7/7
3.4 Right to information	—	0.22	90/99	7/7
Fundamental Rights	—	0.23	99/99	7/7
4.1 Equal treatment / no discrimination	—	0.46	99/99	7/7
4.2 Right to life and security	—	0.14	99/99	7/7
4.3 Due process of law	—	0.34	99/99	7/7
4.4 Freedom of expression	—	0.23	99/99	7/7
4.5 Freedom of religion	—	0.13	99/99	7/7
4.6 Right to privacy	—	0.08	99/99	7/7
4.7 Freedom of association	—	0.21	99/99	7/7
4.8 Labor rights	—	0.28	99/99	7/7
Order and Security	—	0.63	77/99	7/7
5.1 Absence of crime	—	0.54	77/99	7/7
5.2 Absence of civil conflict	—	0.92	77/99	7/7
5.3 Absence of violent redress	—	0.44	77/99	7/7
Regulatory Enforcement	—	0.53	41/99	4/7
6.1 Effective regulatory enforcement	—	0.57	41/99	4/7
6.2 No improper influence	—	0.55	41/99	4/7
6.3 No unreasonable delay	—	0.51	41/99	4/7
6.4 Respect for due process	—	0.49	41/99	4/7
6.5 No expropriation w/out adequate compensation	—	0.55	41/99	4/7
Civil Justice	—	0.56	38/99	3/7
7.1 Accessibility and affordability	—	0.5	38/99	3/7
7.2 No discrimination	—	0.52	38/99	3/7
7.3 No corruption	—	0.54	38/99	3/7
7.4 No improper gov. influence	—	0.4	38/99	3/7
7.5 No unreasonable delay	—	0.63	38/99	3/7
7.6 Effective enforcement	—	0.65	38/99	3/7
7.7 Impartial and effective ADRs	—	0.7	38/99	3/7
Criminal Justice	—	0.38	63/99	6/7
8.1 Effective investigations	—	0.39	63/99	6/7
8.2 Timely and effective adjudication	—	0.45	63/99	6/7
8.3 Effective correctional system	—	0.42	63/99	6/7
8.4 No discrimination	—	0.32	63/99	6/7
8.5 No corruption	—	0.53	63/99	6/7
8.6 No improper gov. influence	—	0.22	63/99	6/7
8.7 Due process of law	—	0.34	63/99	6/7

Constraints on Government Powers	
1.1 Limits by legislature	0.48
1.2 Limits by judiciary	0.47
1.3 Independent auditing	0.24
1.4 Sanctions for official misconduct	0.32
1.5 Non-governmental checks	0.23
1.6 Lawful transition of power	0.4

Absence of Corruption	
2.1 No corruption in the executive branch	0.48
2.2 No corruption in the judiciary	0.51
2.3 No corruption in the police/military	0.6
2.4 No corruption in the legislature	0.42

Open Government	
3.1 Accessible laws	0.42
3.2 Stable laws	0.44
3.3 Right to petition / participation	0.28
3.4 Right to information	0.22

Fundamental Rights	
4.1 Equal treatment / no discrimination	0.46
4.2 Right to life and security	0.14
4.3 Due process of law	0.34
4.4 Freedom of expression	0.23
4.5 Freedom of religion	0.13
4.6 Right to privacy	0.08
4.7 Freedom of association	0.21
4.8 Labor rights	0.28

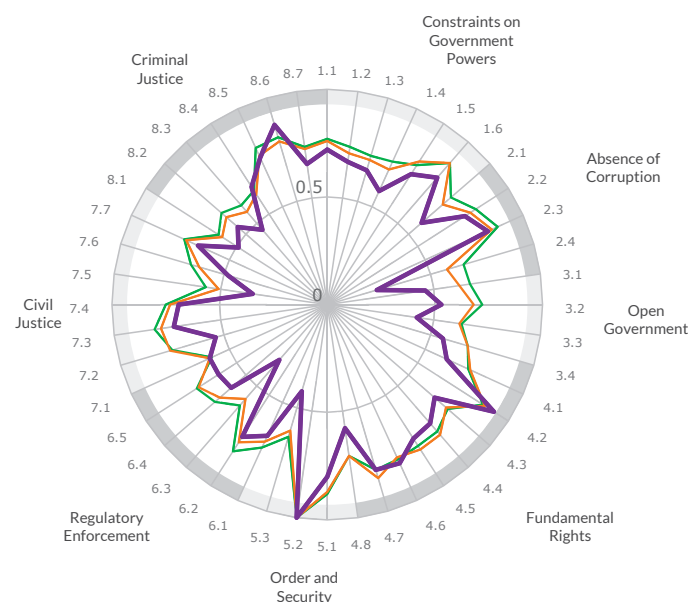
Order and Security	
5.1 Absence of crime	0.54
5.2 Absence of civil conflict	0.92
5.3 Absence of violent redress	0.44

Regulatory Enforcement	
6.1 Effective regulatory enforcement	0.57
6.2 No improper influence	0.55
6.3 No unreasonable delay	0.51
6.4 Respect for due process	0.49
6.5 No expropriation w/out adequate compensation	0.55

Civil Justice	
7.1 Accessibility and affordability	0.5
7.2 No discrimination	0.52
7.3 No corruption	0.54
7.4 No improper gov. influence	0.4
7.5 No unreasonable delay	0.63
7.6 Effective enforcement	0.65
7.7 Impartial and effective ADRs	0.7

Criminal Justice	
8.1 Effective investigations	0.39
8.2 Timely and effective adjudication	0.45
8.3 Effective correctional system	0.42
8.4 No discrimination	0.32
8.5 No corruption	0.53
8.6 No improper gov. influence	0.22
8.7 Due process of law	0.34

A smaller sub-factor bar represents a lower score (0.00 being lowest possible), and a larger bar represents a higher score (1.00 being highest possible).



Overall Score

0.63

Global Rank

29/99

Regional Rank

19/24

	Factor Trend	Factor Score	Global Rank	Regional Rank	Income Rank
Constraints on Government Powers	—	0.69	26/99	17/24	24/30
Absence of Corruption	—	0.6	30/99	18/24	26/30
Open Government	—	0.49	39/99	22/24	29/30
Fundamental Rights	—	0.73	22/99	17/24	21/30
Order and Security	—	0.74	50/99	23/24	28/30
Regulatory Enforcement	—	0.59	29/99	19/24	27/30
Civil Justice	—	0.58	36/99	21/24	28/30
Criminal Justice	—	0.63	24/99	16/24	23/30

Italy Western Europe & North America

High income

▲ Trending up

▼ Trending down

Low

Medium

High

Constraints on Government Powers

1.1 Limits by legislature	0.72
1.2 Limits by judiciary	0.67
1.3 Independent auditing	0.65
1.4 Sanctions for official misconduct	0.58
1.5 Non-governmental checks	0.72
1.6 Lawful transition of power	0.78

Absence of Corruption

2.1 No corruption in the executive branch	0.58
2.2 No corruption in the judiciary	0.76
2.3 No corruption in the police/military	0.82
2.4 No corruption in the legislature	0.24

Open Government

3.1 Accessible laws	0.46
3.2 Stable laws	0.53
3.3 Right to petition / participation	0.42
3.4 Right to information	0.56

Fundamental Rights

4.1 Equal treatment / no discrimination	0.61
4.2 Right to life and security	0.92
4.3 Due process of law	0.66
4.4 Freedom of expression	0.73
4.5 Freedom of religion	0.74
4.6 Right to privacy	0.81
4.7 Freedom of association	0.8
4.8 Labor rights	0.58

Order and Security

5.1 Absence of crime	0.8
5.2 Absence of civil conflict	1
5.3 Absence of violent redress	0.42

Regulatory Enforcement

6.1 Effective regulatory enforcement	0.67
6.2 No improper influence	0.73
6.3 No unreasonable delay	0.34
6.4 Respect for due process	0.59
6.5 No expropriation w/out adequate compensation	0.6

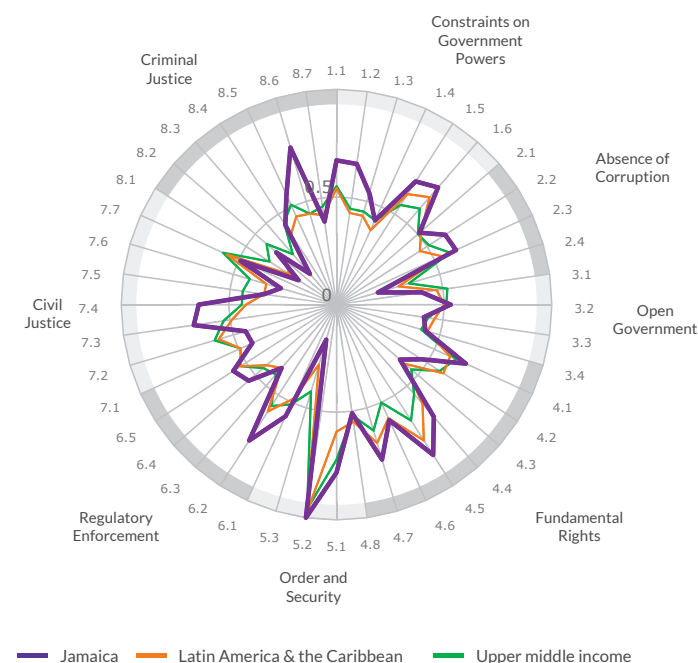
Civil Justice


7.1 Accessibility and affordability	0.6
7.2 No discrimination	0.54
7.3 No corruption	0.72
7.4 No improper gov. influence	0.69
7.5 No unreasonable delay	0.35
7.6 Effective enforcement	0.48
7.7 Impartial and effective ADRs	0.66

Criminal Justice

8.1 Effective investigations	0.49
8.2 Timely and effective adjudication	0.55
8.3 Effective correctional system	0.46
8.4 No discrimination	0.65
8.5 No corruption	0.75
8.6 No improper gov. influence	0.87
8.7 Due process of law	0.66

A smaller sub-factor bar represents a lower score (0.00 being lowest possible), and a larger bar represents a higher score (1.00 being highest possible).



Overall Score		Global Rank		Regional Rank	
0.53		45/99		4/16	
	Factor Trend	Factor Score	Global Rank	Regional Rank	Income Rank
 Constraints on Government Powers	—	0.62	34/99	4/16	4/29
 Absence of Corruption	—	0.48	50/99	5/16	16/29
 Open Government	▲	0.44	59/99	11/16	18/29
 Fundamental Rights	—	0.61	44/99	7/16	12/29
 Order and Security	▲	0.65	74/99	7/16	19/29
 Regulatory Enforcement	—	0.56	32/99	3/16	3/29
 Civil Justice	—	0.47	64/99	8/16	18/29
 Criminal Justice	—	0.42	53/99	3/16	13/29

Constraints on Government Powers	
1.1 Limits by legislature	0.67
1.2 Limits by judiciary	0.66
1.3 Independent auditing	0.54
1.4 Sanctions for official misconduct	0.43
1.5 Non-governmental checks	0.68
1.6 Lawful transition of power	0.72
Absence of Corruption	
2.1 No corruption in the executive branch	0.51
2.2 No corruption in the judiciary	0.6
2.3 No corruption in the police/military	0.61
2.4 No corruption in the legislature	0.2
Open Government	
3.1 Accessible laws	0.4
3.2 Stable laws	0.53
3.3 Right to petition / participation	0.41
3.4 Right to information	0.43

Fundamental Rights	
4.1 Equal treatment / no discrimination	0.66
4.2 Right to life and security	0.47
4.3 Due process of law	0.39
4.4 Freedom of expression	0.69
4.5 Freedom of religion	0.83
4.6 Right to privacy	0.59
4.7 Freedom of association	0.75
4.8 Labor rights	0.51
Order and Security	
5.1 Absence of crime	0.78
5.2 Absence of civil conflict	1
5.3 Absence of violent redress	0.17
Regulatory Enforcement	
6.1 Effective regulatory enforcement	0.57
6.2 No improper influence	0.75
6.3 No unreasonable delay	0.39
6.4 Respect for due process	0.54
6.5 No expropriation w/out adequate compensation	0.57

Civil Justice	
7.1 Accessibility and affordability	0.43
7.2 No discrimination	0.44
7.3 No corruption	0.67
7.4 No improper gov. influence	0.64
7.5 No unreasonable delay	0.34
7.6 Effective enforcement	0.27
7.7 Impartial and effective ADRs	0.49
Criminal Justice	
8.1 Effective investigations	0.21
8.2 Timely and effective adjudication	0.37
8.3 Effective correctional system	0.19
8.4 No discrimination	0.44
8.5 No corruption	0.56
8.6 No improper gov. influence	0.76
8.7 Due process of law	0.39

A smaller sub-factor bar represents a lower score (0.00 being lowest possible), and a larger bar represents a higher score (1.00 being highest possible).



Overall Score

0.78

Global Rank

12/99

Regional Rank

4/15

	Factor Trend	Factor Score	Global Rank	Regional Rank	Income Rank
Constraints on Government Powers	▼	0.76	15/99	3/15	15/30
Absence of Corruption	—	0.84	11/99	5/15	11/30
Open Government	—	0.77	8/99	2/15	8/30
Fundamental Rights	—	0.75	20/99	3/15	20/30
Order and Security	▲	0.92	1/99	1/15	1/30
Regulatory Enforcement	▼	0.78	12/99	4/15	12/30
Civil Justice	—	0.73	11/99	4/15	11/30
Criminal Justice	—	0.69	18/99	6/15	18/30

▲ Trending up ▼ Trending down Low Medium High

Constraints on Government Powers

1.1 Limits by legislature	0.81
1.2 Limits by judiciary	0.81
1.3 Independent auditing	0.6
1.4 Sanctions for official misconduct	0.76
1.5 Non-governmental checks	0.8
1.6 Lawful transition of power	0.79

Absence of Corruption

2.1 No corruption in the executive branch	0.81
2.2 No corruption in the judiciary	0.82
2.3 No corruption in the police/military	0.91
2.4 No corruption in the legislature	0.81

Open Government

3.1 Accessible laws	0.81
3.2 Stable laws	0.78
3.3 Right to petition / participation	0.7
3.4 Right to information	0.81

Fundamental Rights

4.1 Equal treatment / no discrimination	0.78
4.2 Right to life and security	0.81
4.3 Due process of law	0.67
4.4 Freedom of expression	0.79
4.5 Freedom of religion	0.7
4.6 Right to privacy	0.77
4.7 Freedom of association	0.77
4.8 Labor rights	0.71

Order and Security

5.1 Absence of crime	0.91
5.2 Absence of civil conflict	1
5.3 Absence of violent redress	0.84

Regulatory Enforcement

6.1 Effective regulatory enforcement	0.73
6.2 No improper influence	0.88
6.3 No unreasonable delay	0.69
6.4 Respect for due process	0.77
6.5 No expropriation w/out adequate compensation	0.81

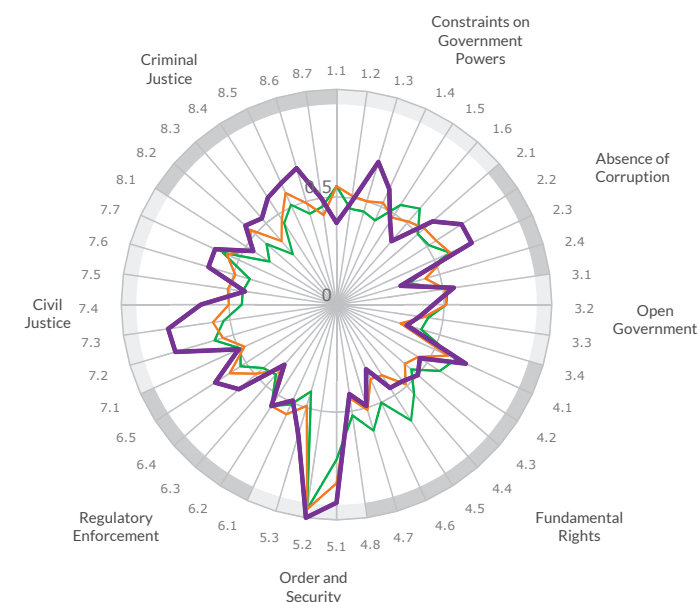
Civil Justice

7.1 Accessibility and affordability	0.48
7.2 No discrimination	0.81
7.3 No corruption	0.9
7.4 No improper gov. influence	0.73
7.5 No unreasonable delay	0.65
7.6 Effective enforcement	0.76
7.7 Impartial and effective ADRs	0.79

Criminal Justice

8.1 Effective investigations	0.64
8.2 Timely and effective adjudication	0.6
8.3 Effective correctional system	0.62
8.4 No discrimination	0.64
8.5 No corruption	0.86
8.6 No improper gov. influence	0.76
8.7 Due process of law	0.67

A smaller sub-factor bar represents a lower score (0.00 being lowest possible), and a larger bar represents a higher score (1.00 being highest possible).



— Jordan — Middle East & North Africa — Upper middle income

▲ Trending up ▼ Trending down Low Medium High

Overall Score	Global Rank	Regional Rank
0.57	38/99	2/7

	Factor Trend	Factor Score	Global Rank	Regional Rank	Income Rank
Constraints on Government Powers	▼	0.5	64/99	5/7	17/29
Absence of Corruption	—	0.57	33/99	2/7	4/29
Open Government	—	0.43	65/99	6/7	21/29
Fundamental Rights	—	0.47	77/99	4/7	22/29
Order and Security	▲	0.85	20/99	2/7	2/29
Regulatory Enforcement	—	0.54	35/99	2/7	4/29
Civil Justice	—	0.62	21/99	1/7	1/29
Criminal Justice	—	0.56	30/99	2/7	4/29

Constraints on Government Powers
1.1 Limits by legislature
1.2 Limits by judiciary
1.3 Independent auditing
1.4 Sanctions for official misconduct
1.5 Non-governmental checks
1.6 Lawful transition of power

Absence of Corruption
2.1 No corruption in the executive branch
2.2 No corruption in the judiciary
2.3 No corruption in the police/military
2.4 No corruption in the legislature

Open Government
3.1 Accessible laws
3.2 Stable laws
3.3 Right to petition / participation
3.4 Right to information

Fundamental Rights
4.1 Equal treatment / no discrimination
4.2 Right to life and security
4.3 Due process of law
4.4 Freedom of expression
4.5 Freedom of religion
4.6 Right to privacy
4.7 Freedom of association
4.8 Labor rights

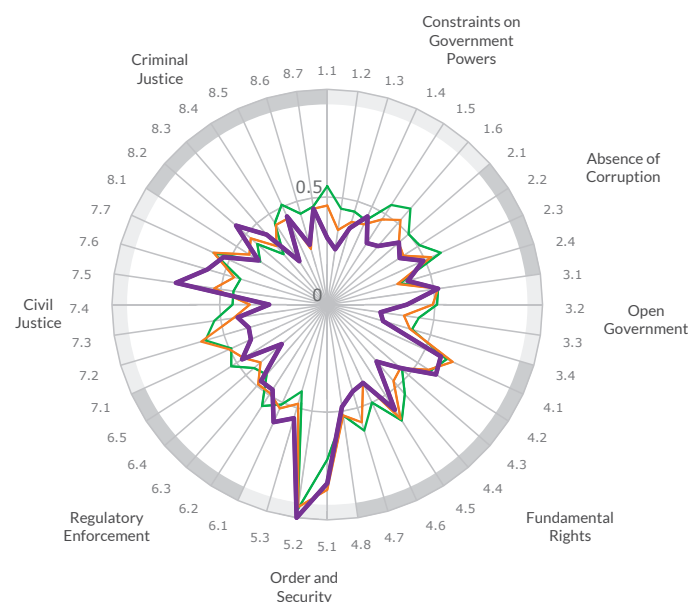
Order and Security
5.1 Absence of crime
5.2 Absence of civil conflict
5.3 Absence of violent redress

Regulatory Enforcement
6.1 Effective regulatory enforcement
6.2 No improper influence
6.3 No unreasonable delay
6.4 Respect for due process
6.5 No expropriation w/out adequate compensation

Civil Justice
7.1 Accessibility and affordability
7.2 No discrimination
7.3 No corruption
7.4 No improper gov. influence
7.5 No unreasonable delay
7.6 Effective enforcement
7.7 Impartial and effective ADRs

Criminal Justice
8.1 Effective investigations
8.2 Timely and effective adjudication
8.3 Effective correctional system
8.4 No discrimination
8.5 No corruption
8.6 No improper gov. influence
8.7 Due process of law

A smaller sub-factor bar represents a lower score (0.00 being lowest possible), and a larger bar represents a higher score (1.00 being highest possible).



Overall Score

0.47

Global Rank

71/99

Regional Rank

9/13

	Factor Trend	Factor Score	Global Rank	Regional Rank	Income Rank
Constraints on Government Powers	—	0.35	93/99	11/13	27/29
Absence of Corruption	▲	0.43	60/99	6/13	20/29
Open Government	—	0.35	87/99	13/13	27/29
Fundamental Rights	—	0.48	74/99	9/13	21/29
Order and Security	▲	0.79	35/99	5/13	7/29
Regulatory Enforcement	—	0.46	63/99	7/13	22/29
Civil Justice	—	0.47	66/99	9/13	19/29
Criminal Justice	—	0.4	61/99	7/13	17/29

— Kazakhstan — Eastern Europe & Central Asia — Upper middle income

▲ Trending up ▼ Trending down Low Medium High

Constraints on Government Powers

1.1 Limits by legislature	0.31
1.2 Limits by judiciary	0.26
1.3 Independent auditing	0.37
1.4 Sanctions for official misconduct	0.45
1.5 Non-governmental checks	0.34
1.6 Lawful transition of power	0.36

Absence of Corruption

2.1 No corruption in the executive branch	0.44
2.2 No corruption in the judiciary	0.4
2.3 No corruption in the police/military	0.49
2.4 No corruption in the legislature	0.39

Open Government

3.1 Accessible laws	0.52
3.2 Stable laws	0.37
3.3 Right to petition / participation	0.25
3.4 Right to information	0.27

Fundamental Rights

4.1 Equal treatment / no discrimination	0.58
4.2 Right to life and security	0.6
4.3 Due process of law	0.45
4.4 Freedom of expression	0.35
4.5 Freedom of religion	0.58
4.6 Right to privacy	0.4
4.7 Freedom of association	0.42
4.8 Labor rights	0.48

Order and Security

5.1 Absence of crime	0.83
5.2 Absence of civil conflict	1
5.3 Absence of violent redress	0.55

Regulatory Enforcement

6.1 Effective regulatory enforcement	0.6
6.2 No improper influence	0.47
6.3 No unreasonable delay	0.47
6.4 Respect for due process	0.28
6.5 No expropriation w/out adequate compensation	0.47

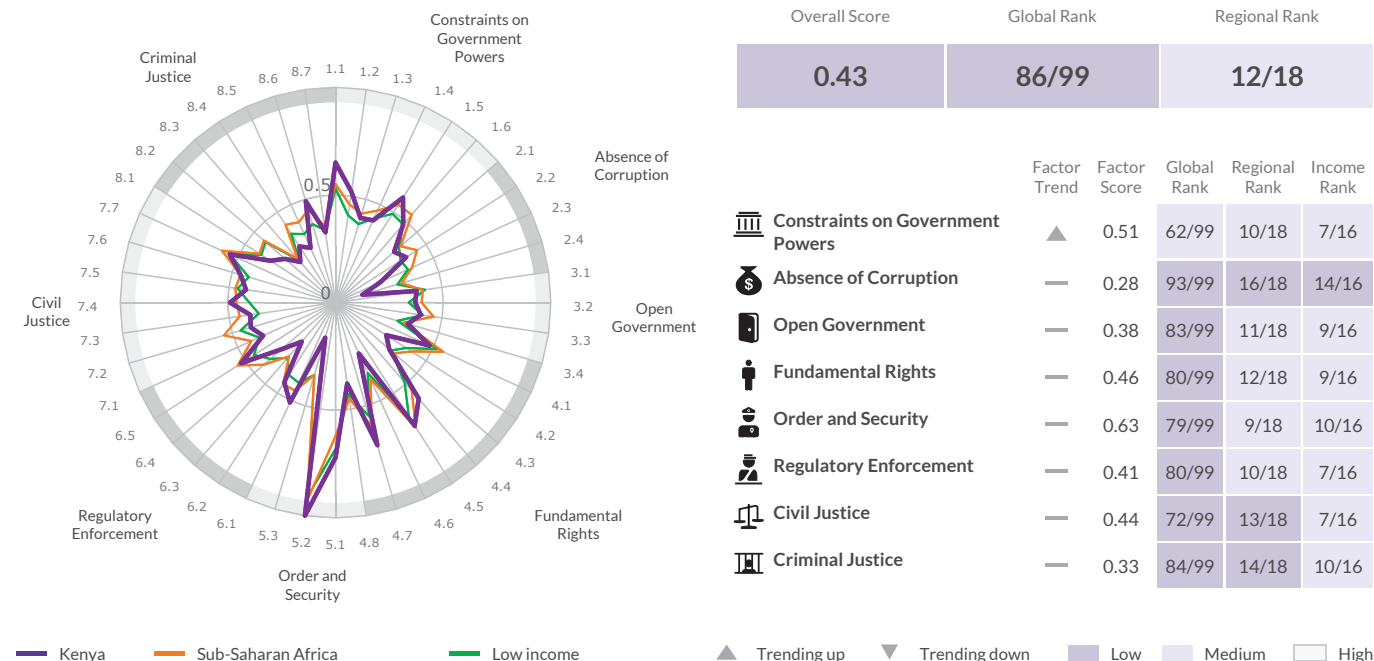
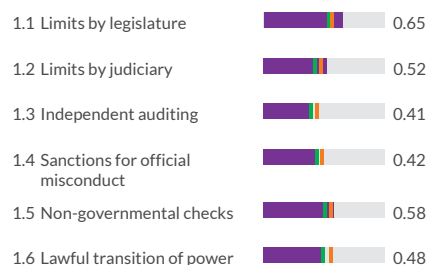
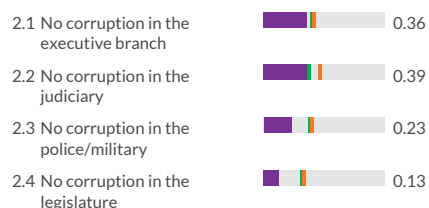
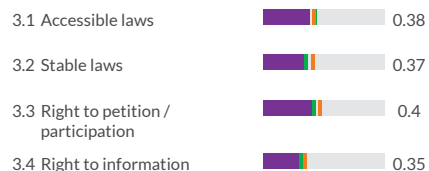
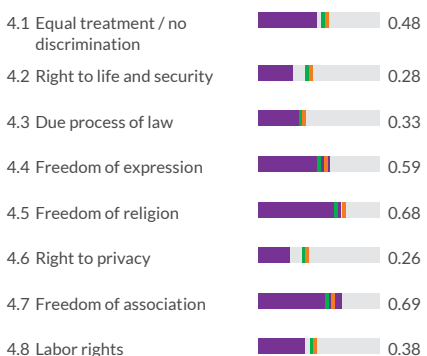
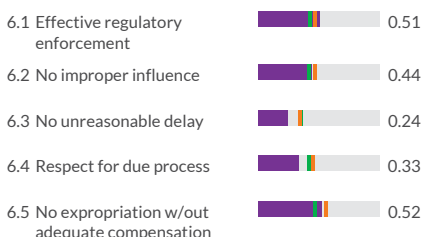
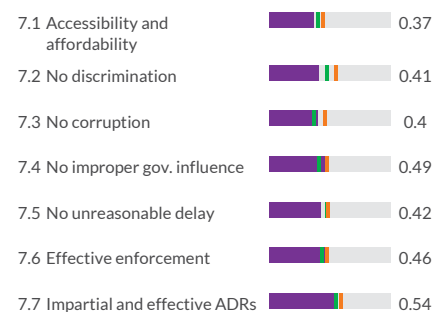
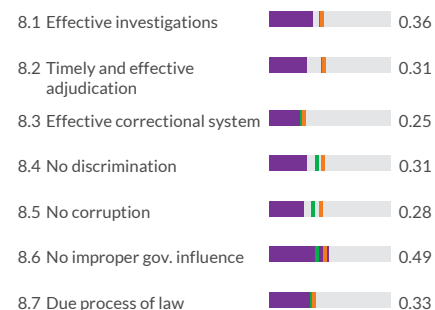
Civil Justice

7.1 Accessibility and affordability	0.39
7.2 No discrimination	0.38
7.3 No corruption	0.42
7.4 No improper gov. influence	0.27
7.5 No unreasonable delay	0.71
7.6 Effective enforcement	0.58
7.7 Impartial and effective ADRs	0.53

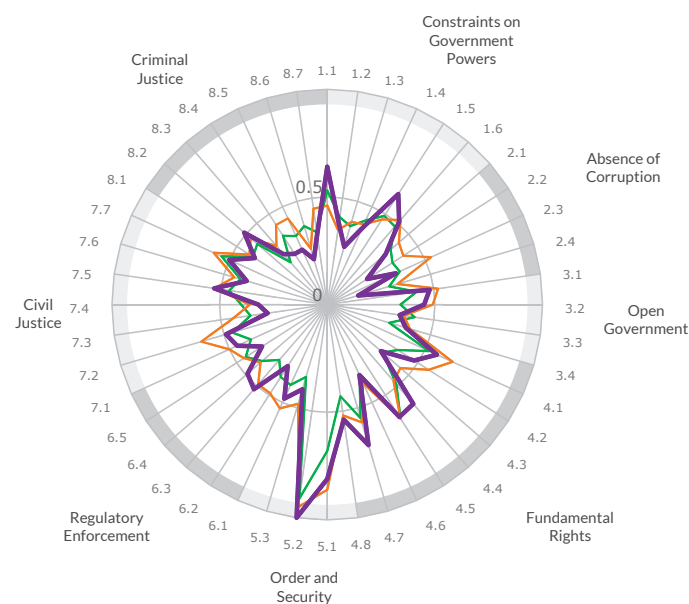
Criminal Justice

8.1 Effective investigations	0.38
8.2 Timely and effective adjudication	0.56
8.3 Effective correctional system	0.43
8.4 No discrimination	0.24
8.5 No corruption	0.45
8.6 No improper gov. influence	0.29
8.7 Due process of law	0.45

A smaller sub-factor bar represents a lower score (0.00 being lowest possible), and a larger bar represents a higher score (1.00 being highest possible).

**Constraints on Government Powers****Absence of Corruption****Open Government****Fundamental Rights****Order and Security****Regulatory Enforcement****Civil Justice****Criminal Justice**

A smaller sub-factor bar represents a lower score (0.00 being lowest possible), and a larger bar represents a higher score (1.00 being highest possible).



Overall Score

0.45

Global Rank

78/99

Regional Rank

12/13

	Factor Trend	Factor Score	Global Rank	Regional Rank	Income Rank
Constraints on Government Powers	—	0.47	70/99	6/13	8/16
Absence of Corruption	—	0.27	96/99	13/13	15/16
Open Government	—	0.41	73/99	10/13	6/16
Fundamental Rights	—	0.52	66/99	7/13	6/16
Order and Security	—	0.74	52/99	10/13	2/16
Regulatory Enforcement	—	0.44	68/99	11/13	3/16
Civil Justice	—	0.42	74/99	12/13	8/16
Criminal Justice	—	0.33	85/99	13/13	11/16

— Kyrgyzstan
 — Eastern Europe & Central Asia
 — Low income
 ▲ Trending up
 ▼ Trending down
 Low
Medium
High

Constraints on Government Powers

1.1 Limits by legislature	<div><div></div></div>	0.64
1.2 Limits by judiciary	<div><div></div></div>	0.38
1.3 Independent auditing	<div><div></div></div>	0.28
1.4 Sanctions for official misconduct	<div><div></div></div>	0.39
1.5 Non-governmental checks	<div><div></div></div>	0.61
1.6 Lawful transition of power	<div><div></div></div>	0.51

Absence of Corruption

2.1 No corruption in the executive branch	<div><div></div></div>	0.36
2.2 No corruption in the judiciary	<div><div></div></div>	0.22
2.3 No corruption in the police/military	<div><div></div></div>	0.35
2.4 No corruption in the legislature	<div><div></div></div>	0.15

Open Government

3.1 Accessible laws	<div><div></div></div>	0.48
3.2 Stable laws	<div><div></div></div>	0.45
3.3 Right to petition / participation	<div><div></div></div>	0.34
3.4 Right to information	<div><div></div></div>	0.38

Fundamental Rights

4.1 Equal treatment / no discrimination	<div><div></div></div>	0.56
4.2 Right to life and security	<div><div></div></div>	0.48
4.3 Due process of law	<div><div></div></div>	0.33
4.4 Freedom of expression	<div><div></div></div>	0.61
4.5 Freedom of religion	<div><div></div></div>	0.62
4.6 Right to privacy	<div><div></div></div>	0.36
4.7 Freedom of association	<div><div></div></div>	0.68
4.8 Labor rights	<div><div></div></div>	0.54

Order and Security

5.1 Absence of crime	<div><div></div></div>	0.81
5.2 Absence of civil conflict	<div><div></div></div>	1
5.3 Absence of violent redress	<div><div></div></div>	0.41

Regulatory Enforcement

6.1 Effective regulatory enforcement	<div><div></div></div>	0.48
6.2 No improper influence	<div><div></div></div>	0.34
6.3 No unreasonable delay	<div><div></div></div>	0.52
6.4 Respect for due process	<div><div></div></div>	0.49
6.5 No expropriation w/out adequate compensation	<div><div></div></div>	0.36

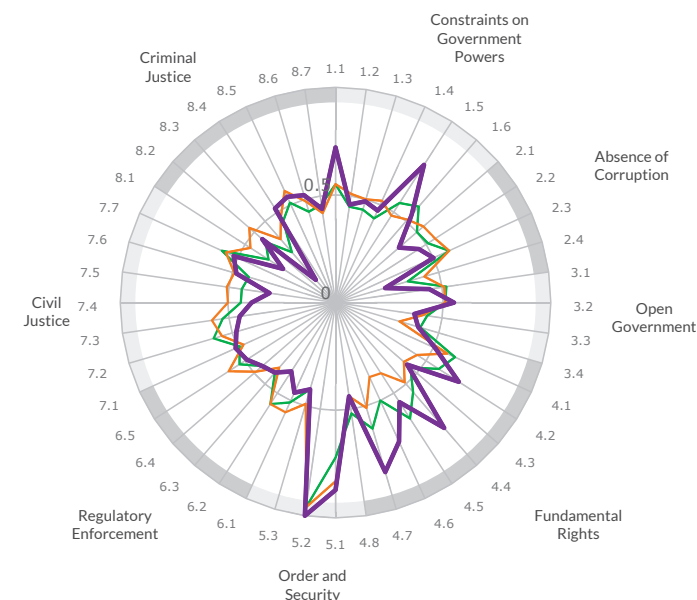
Civil Justice

7.1 Accessibility and affordability	<div><div></div></div>	0.46
7.2 No discrimination	<div><div></div></div>	0.49
7.3 No corruption	<div><div></div></div>	0.28
7.4 No improper gov. influence	<div><div></div></div>	0.32
7.5 No unreasonable delay	<div><div></div></div>	0.53
7.6 Effective enforcement	<div><div></div></div>	0.39
7.7 Impartial and effective ADRs	<div><div></div></div>	0.5

Criminal Justice

8.1 Effective investigations	<div><div></div></div>	0.4
8.2 Timely and effective adjudication	<div><div></div></div>	0.51
8.3 Effective correctional system	<div><div></div></div>	0.31
8.4 No discrimination	<div><div></div></div>	0.28
8.5 No corruption	<div><div></div></div>	0.28
8.6 No improper gov. influence	<div><div></div></div>	0.22
8.7 Due process of law	<div><div></div></div>	0.33

A smaller sub-factor bar represents a lower score (0.00 being lowest possible), and a larger bar represents a higher score (1.00 being highest possible).



	Overall Score	Global Rank	Regional Rank	Income Rank
	0.51	49/99	4/7	
Constraints on Government Powers	—	0.57	44/99	3/7
Absence of Corruption	—	0.4	70/99	7/7
Open Government	—	0.44	62/99	4/7
Fundamental Rights	—	0.62	43/99	1/7
Order and Security	▲	0.76	43/99	4/7
Regulatory Enforcement	▲	0.44	66/99	6/7
Civil Justice	—	0.45	70/99	6/7
Criminal Justice	▼	0.42	55/99	4/7

▲ Trending up ▼ Trending down Low Medium High

Constraints on Government Powers

1.1 Limits by legislature	0.72
1.2 Limits by judiciary	0.46
1.3 Independent auditing	0.49
1.4 Sanctions for official misconduct	0.47
1.5 Non-governmental checks	0.76
1.6 Lawful transition of power	0.54

Absence of Corruption

2.1 No corruption in the executive branch	0.39
2.2 No corruption in the judiciary	0.46
2.3 No corruption in the police/military	0.5
2.4 No corruption in the legislature	0.24

Open Government

3.1 Accessible laws	0.44
3.2 Stable laws	0.55
3.3 Right to petition / participation	0.37
3.4 Right to information	0.4

Fundamental Rights

4.1 Equal treatment / no discrimination	0.51
4.2 Right to life and security	0.68
4.3 Due process of law	0.44
4.4 Freedom of expression	0.77
4.5 Freedom of religion	0.55
4.6 Right to privacy	0.71
4.7 Freedom of association	0.82
4.8 Labor rights	0.44

Order and Security

5.1 Absence of crime	0.87
5.2 Absence of civil conflict	1
5.3 Absence of violent redress	0.42

Regulatory Enforcement

6.1 Effective regulatory enforcement	0.46
6.2 No improper influence	0.38
6.3 No unreasonable delay	0.43
6.4 Respect for due process	0.45
6.5 No expropriation w/out adequate compensation	0.49

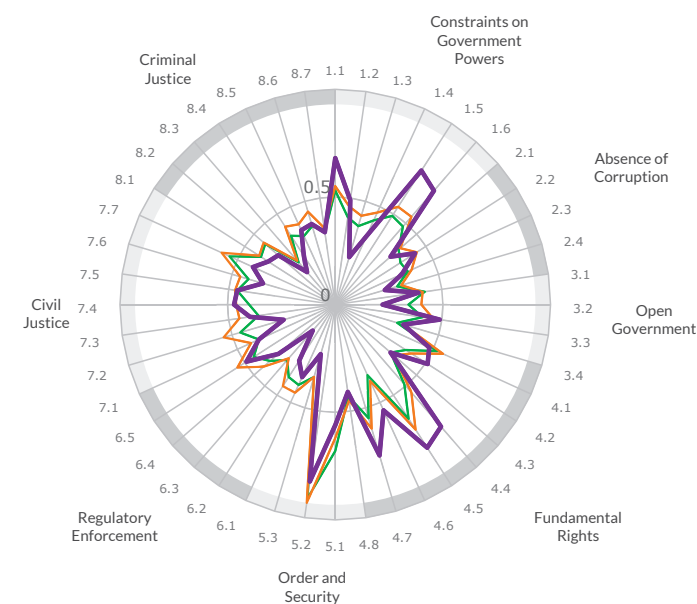
Civil Justice

7.1 Accessibility and affordability	0.51
7.2 No discrimination	0.48
7.3 No corruption	0.45
7.4 No improper gov. influence	0.39
7.5 No unreasonable delay	0.31
7.6 Effective enforcement	0.48
7.7 Impartial and effective ADRs	0.52

Criminal Justice

8.1 Effective investigations	0.29
8.2 Timely and effective adjudication	0.45
8.3 Effective correctional system	0.14
8.4 No discrimination	0.52
8.5 No corruption	0.54
8.6 No improper gov. influence	0.52
8.7 Due process of law	0.44

A smaller sub-factor bar represents a lower score (0.00 being lowest possible), and a larger bar represents a higher score (1.00 being highest possible).



Overall Score		Global Rank		Regional Rank		
0.42		87/99		13/18		
		Factor Trend	Factor Score	Global Rank	Regional Rank	Income Rank
	Constraints on Government Powers	—	0.53	56/99	7/18	4/16
	Absence of Corruption	—	0.34	85/99	13/18	10/16
	Open Government	—	0.36	86/99	12/18	10/16
	Fundamental Rights	▲	0.57	53/99	5/18	3/16
	Order and Security	—	0.54	93/99	17/18	15/16
	Regulatory Enforcement	—	0.33	96/99	17/18	14/16
	Civil Justice	▲	0.39	87/99	17/18	14/16
	Criminal Justice	—	0.33	87/99	15/18	12/16

— Liberia
 — Sub-Saharan Africa
 — Low income
 ▲ Trending up
 ▼ Trending down
 Low
Medium
High

Constraints on Government Powers

1.1 Limits by legislature	0.68
1.2 Limits by judiciary	0.49
1.3 Independent auditing	0.23
1.4 Sanctions for official misconduct	0.35
1.5 Non-governmental checks	0.74
1.6 Lawful transition of power	0.7

Absence of Corruption

2.1 No corruption in the executive branch	0.34
2.2 No corruption in the judiciary	0.44
2.3 No corruption in the police/military	0.34
2.4 No corruption in the legislature	0.24

Open Government

3.1 Accessible laws	0.39
3.2 Stable laws	0.22
3.3 Right to petition / participation	0.49
3.4 Right to information	0.33

Fundamental Rights

4.1 Equal treatment / no discrimination	0.48
4.2 Right to life and security	0.51
4.3 Due process of law	0.34
4.4 Freedom of expression	0.75
4.5 Freedom of religion	0.79
4.6 Right to privacy	0.54
4.7 Freedom of association	0.73
4.8 Labor rights	0.41

Order and Security

5.1 Absence of crime	0.56
5.2 Absence of civil conflict	0.83
5.3 Absence of violent redress	0.24

Regulatory Enforcement

6.1 Effective regulatory enforcement	0.37
6.2 No improper influence	0.31
6.3 No unreasonable delay	0.16
6.4 Respect for due process	0.35
6.5 No expropriation w/out adequate compensation	0.49

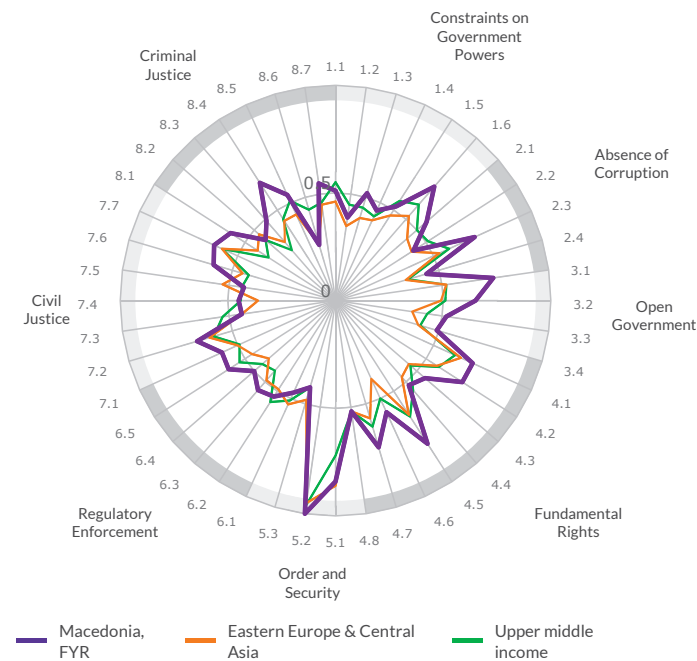
Civil Justice

7.1 Accessibility and affordability	0.39
7.2 No discrimination	0.25
7.3 No corruption	0.4
7.4 No improper gov. influence	0.47
7.5 No unreasonable delay	0.46
7.6 Effective enforcement	0.35
7.7 Impartial and effective ADRs	0.42

Criminal Justice

8.1 Effective investigations	0.37
8.2 Timely and effective adjudication	0.35
8.3 Effective correctional system	0.2
8.4 No discrimination	0.27
8.5 No corruption	0.38
8.6 No improper gov. influence	0.39
8.7 Due process of law	0.34

A smaller sub-factor bar represents a lower score (0.00 being lowest possible), and a larger bar represents a higher score (1.00 being highest possible).



	Overall Score	Global Rank	Regional Rank	Income Rank
	0.58	34/99	2/13	
Constraints on Government Powers				
1.1 Limits by legislature	0.52	61/99	3/13	15/29
1.2 Limits by judiciary	0.39			
1.3 Independent auditing	0.52			
1.4 Sanctions for official misconduct	0.46			
1.5 Non-governmental checks	0.52			
1.6 Lawful transition of power	0.7			
Absence of Corruption				
2.1 No corruption in the executive branch	0.56			
2.2 No corruption in the judiciary	0.43			
2.3 No corruption in the police/military	0.71			
2.4 No corruption in the legislature	0.44			
Open Government				
3.1 Accessible laws	0.74			
3.2 Stable laws	0.65			
3.3 Right to petition / participation	0.52			
3.4 Right to information	0.49			
Fundamental Rights				
4.1 Equal treatment / no discrimination	0.7			
4.2 Right to life and security	0.7			
4.3 Due process of law	0.55			
4.4 Freedom of expression	0.52			
4.5 Freedom of religion	0.79			
4.6 Right to privacy	0.57			
4.7 Freedom of association	0.71			
4.8 Labor rights	0.52			
Order and Security				
5.1 Absence of crime	0.84			
5.2 Absence of civil conflict	1			
5.3 Absence of violent redress	0.42			
Regulatory Enforcement				
6.1 Effective regulatory enforcement	0.47			
6.2 No improper influence	0.53			
6.3 No unreasonable delay	0.55			
6.4 Respect for due process	0.5			
6.5 No expropriation w/out adequate compensation	0.59			
Civil Justice				
7.1 Accessibility and affordability	0.58			
7.2 No discrimination	0.67			
7.3 No corruption	0.44			
7.4 No improper gov. influence	0.45			
7.5 No unreasonable delay	0.43			
7.6 Effective enforcement	0.59			
7.7 Impartial and effective ADRs	0.62			
Criminal Justice				
8.1 Effective investigations	0.58			
8.2 Timely and effective adjudication	0.43			
8.3 Effective correctional system	0.49			
8.4 No discrimination	0.65			
8.5 No corruption	0.54			
8.6 No improper gov. influence	0.27			
8.7 Due process of law	0.55			

▲ Trending up ▼ Trending down Low Medium High

Constraints on Government Powers

1.1 Limits by legislature	0.51
1.2 Limits by judiciary	0.39
1.3 Independent auditing	0.52
1.4 Sanctions for official misconduct	0.46
1.5 Non-governmental checks	0.52
1.6 Lawful transition of power	0.7

Absence of Corruption

2.1 No corruption in the executive branch	0.56
2.2 No corruption in the judiciary	0.43
2.3 No corruption in the police/military	0.71
2.4 No corruption in the legislature	0.44

Open Government

3.1 Accessible laws	0.74
3.2 Stable laws	0.65
3.3 Right to petition / participation	0.52
3.4 Right to information	0.49

Fundamental Rights

4.1 Equal treatment / no discrimination	0.7
4.2 Right to life and security	0.7
4.3 Due process of law	0.55
4.4 Freedom of expression	0.52
4.5 Freedom of religion	0.79
4.6 Right to privacy	0.57
4.7 Freedom of association	0.71
4.8 Labor rights	0.52

Order and Security

5.1 Absence of crime	0.84
5.2 Absence of civil conflict	1
5.3 Absence of violent redress	0.42

Regulatory Enforcement

6.1 Effective regulatory enforcement	0.47
6.2 No improper influence	0.53
6.3 No unreasonable delay	0.55
6.4 Respect for due process	0.5
6.5 No expropriation w/out adequate compensation	0.59

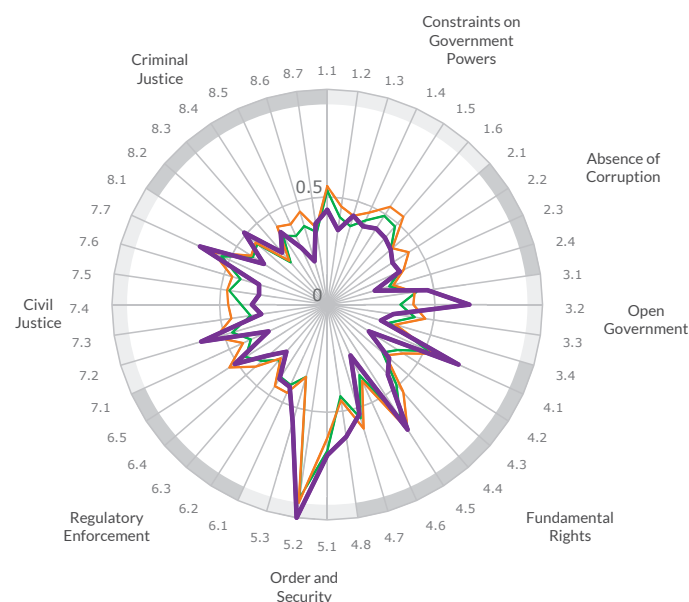
Civil Justice






7.1 Accessibility and affordability	0.58
7.2 No discrimination	0.67
7.3 No corruption	0.44
7.4 No improper gov. influence	0.45
7.5 No unreasonable delay	0.43
7.6 Effective enforcement	0.59
7.7 Impartial and effective ADRs	0.62

Criminal Justice

8.1 Effective investigations	0.58
8.2 Timely and effective adjudication	0.43
8.3 Effective correctional system	0.49
8.4 No discrimination	0.65
8.5 No corruption	0.54
8.6 No improper gov. influence	0.27
8.7 Due process of law	0.55

A smaller sub-factor bar represents a lower score (0.00 being lowest possible), and a larger bar represents a higher score (1.00 being highest possible).



Overall Score		Global Rank		Regional Rank		
0.45		81/99		10/18		
		Factor Trend	Factor Score	Global Rank	Regional Rank	Income Rank
	Constraints on Government Powers	—	0.41	83/99	15/18	13/16
	Absence of Corruption	▼	0.34	84/99	12/18	9/16
	Open Government	—	0.42	68/99	5/18	3/16
	Fundamental Rights	▼	0.48	76/99	11/18	8/16
	Order and Security	—	0.76	46/99	2/18	1/16
	Regulatory Enforcement	—	0.4	82/99	11/18	8/16
	Civil Justice	▼	0.41	78/99	14/18	10/16
	Criminal Justice	▼	0.35	80/99	13/18	9/16

— Madagascar
 — Sub-Saharan Africa
 — Low income
 ▲ Trending up
 ▼ Trending down
 Low
Medium
High

Constraints on Government Powers

1.1 Limits by legislature		0.44
1.2 Limits by judiciary		0.35
1.3 Independent auditing		0.43
1.4 Sanctions for official misconduct		0.4
1.5 Non-governmental checks		0.42
1.6 Lawful transition of power		0.41

Absence of Corruption

2.1 No corruption in the executive branch		0.39
2.2 No corruption in the judiciary		0.36
2.3 No corruption in the police/military		0.37
2.4 No corruption in the legislature		0.23

Open Government

3.1 Accessible laws		0.47
3.2 Stable laws		0.66
3.3 Right to petition / participation		0.31
3.4 Right to information		0.26

Fundamental Rights

4.1 Equal treatment / no discrimination		0.67
4.2 Right to life and security		0.23
4.3 Due process of law		0.38
4.4 Freedom of expression		0.43
4.5 Freedom of religion		0.69
4.6 Right to privacy		0.26
4.7 Freedom of association		0.53
4.8 Labor rights		0.62

Order and Security

5.1 Absence of crime		0.7
5.2 Absence of civil conflict		1
5.3 Absence of violent redress		0.57

Regulatory Enforcement

6.1 Effective regulatory enforcement		0.42
6.2 No improper influence		0.41
6.3 No unreasonable delay		0.29
6.4 Respect for due process		0.36
6.5 No expropriation w/out adequate compensation		0.51

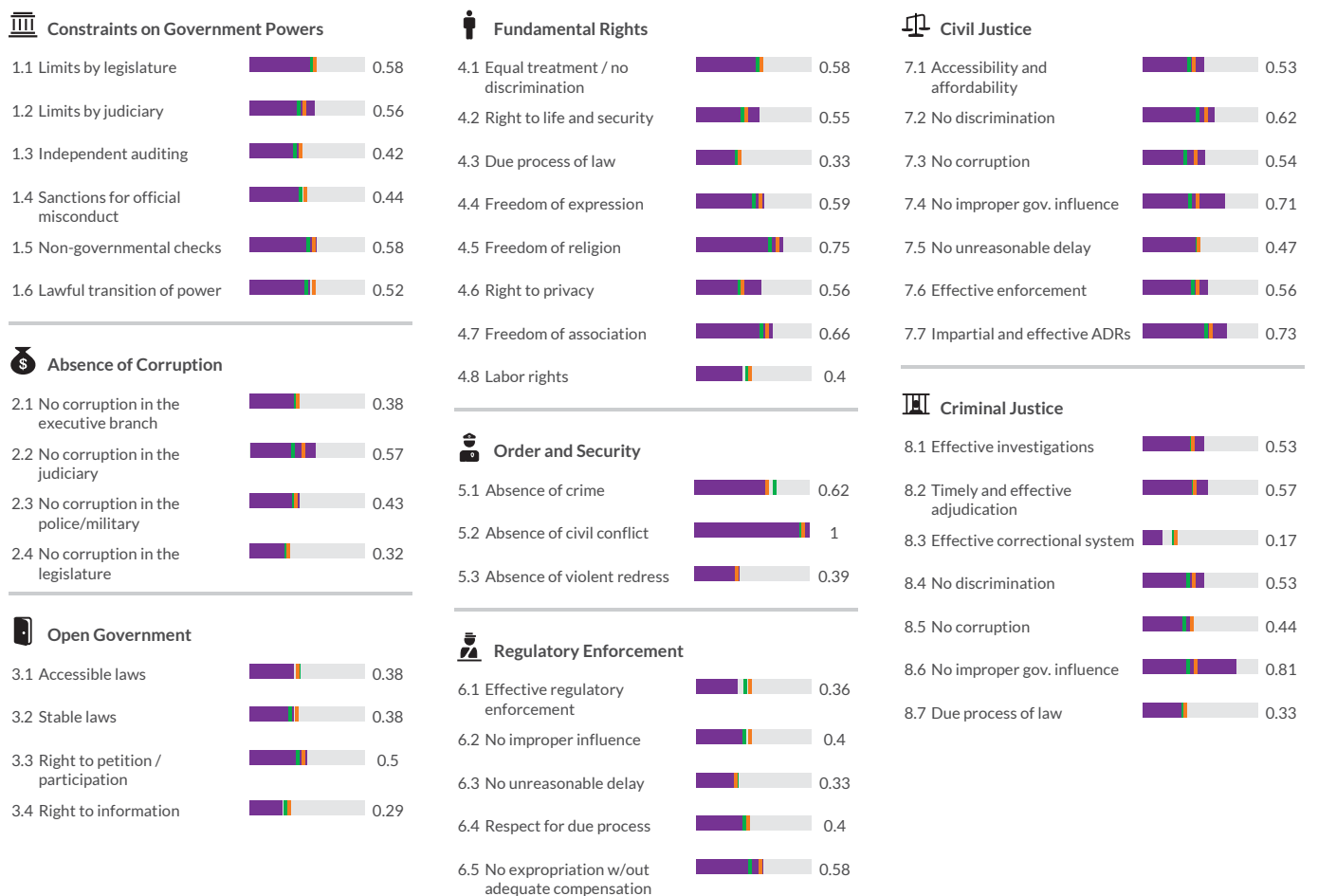
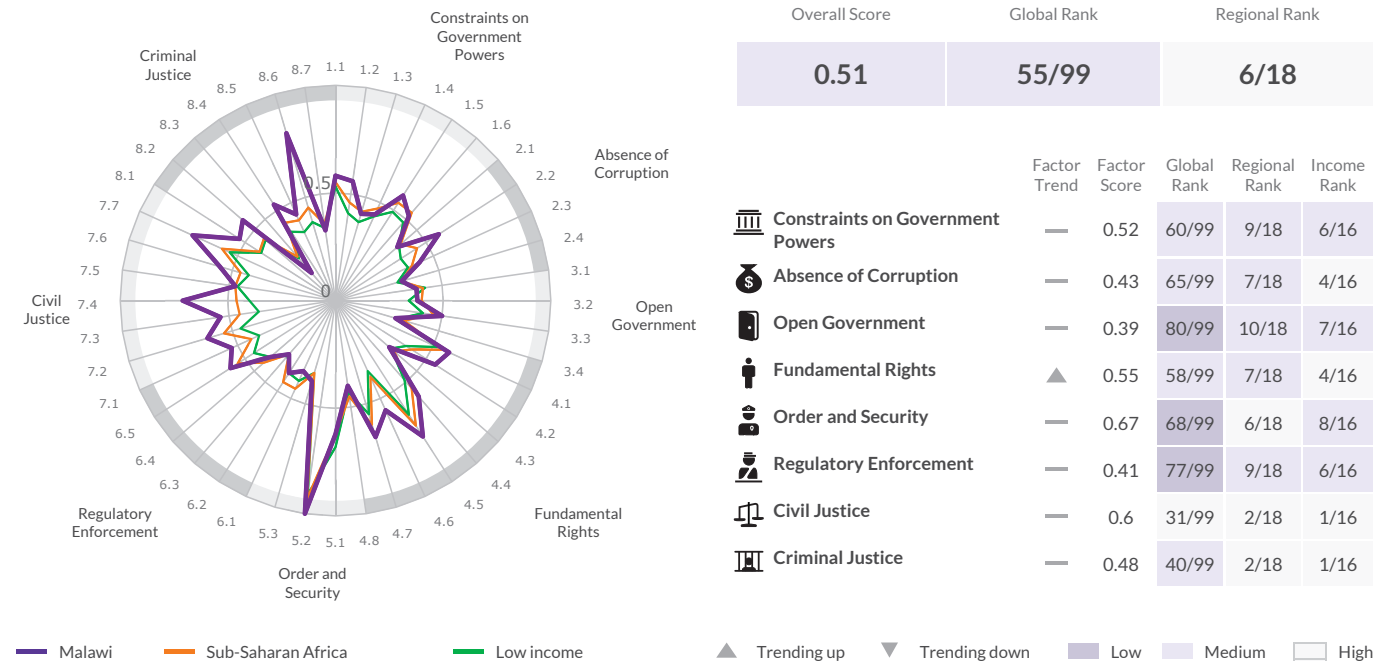
Civil Justice

7.1 Accessibility and affordability		0.3
7.2 No discrimination		0.61
7.3 No corruption		0.31
7.4 No improper gov. influence		0.35
7.5 No unreasonable delay		0.32
7.6 Effective enforcement		0.33
7.7 Impartial and effective ADRs		0.65

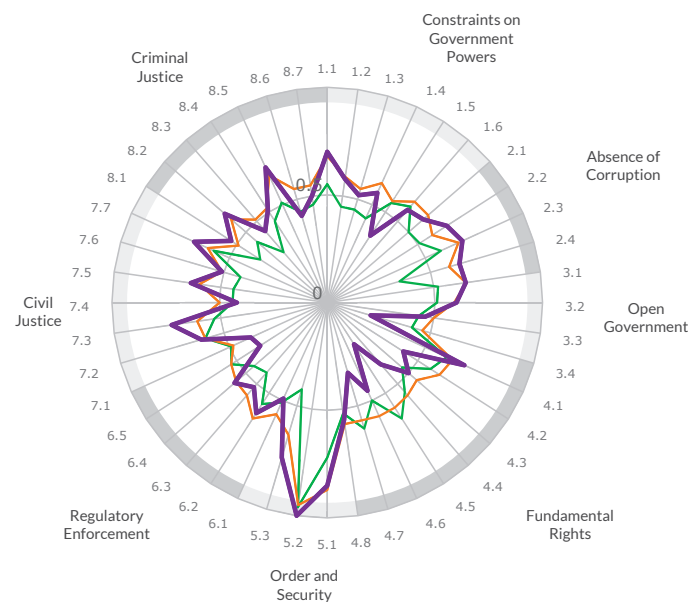
Criminal Justice









8.1 Effective investigations		0.35
8.2 Timely and effective adjudication		0.51
8.3 Effective correctional system		0.32
8.4 No discrimination		0.4
8.5 No corruption		0.29
8.6 No improper gov. influence		0.21
8.7 Due process of law		0.38

A smaller sub-factor bar represents a lower score (0.00 being lowest possible), and a larger bar represents a higher score (1.00 being highest possible).



A smaller sub-factor bar represents a lower score (0.00 being lowest possible), and a larger bar represents a higher score (1.00 being highest possible).



Overall Score		Global Rank		Regional Rank		
0.58		35/99		7/15		
		Factor Trend	Factor Score	Global Rank	Regional Rank	Income Rank
	Constraints on Government Powers	—	0.55	49/99	9/15	12/29
	Absence of Corruption	▼	0.64	28/99	7/15	3/29
	Open Government	—	0.48	42/99	8/15	9/29
	Fundamental Rights	—	0.45	85/99	13/15	26/29
	Order and Security	—	0.87	12/99	6/15	1/29
	Regulatory Enforcement	—	0.51	48/99	8/15	13/29
	Civil Justice	—	0.57	37/99	7/15	6/29
	Criminal Justice	—	0.53	33/99	7/15	6/29

Malaysia East Asia & Pacific Upper middle income

▲ Trending up ▼ Trending down Low Medium High

Constraints on Government Powers

1.1 Limits by legislature	0.7
1.2 Limits by judiciary	0.58
1.3 Independent auditing	0.52
1.4 Sanctions for official misconduct	0.56
1.5 Non-governmental checks	0.37
1.6 Lawful transition of power	0.57

Absence of Corruption

2.1 No corruption in the executive branch	0.59
2.2 No corruption in the judiciary	0.66
2.3 No corruption in the police/military	0.69
2.4 No corruption in the legislature	0.64

Open Government

3.1 Accessible laws	0.65
3.2 Stable laws	0.6
3.3 Right to petition / participation	0.46
3.4 Right to information	0.21

Fundamental Rights

4.1 Equal treatment / no discrimination	0.7
4.2 Right to life and security	0.42
4.3 Due process of law	0.5
4.4 Freedom of expression	0.38
4.5 Freedom of religion	0.23
4.6 Right to privacy	0.45
4.7 Freedom of association	0.34
4.8 Labor rights	0.55

Order and Security

5.1 Absence of crime	0.85
5.2 Absence of civil conflict	1
5.3 Absence of violent redress	0.75

Regulatory Enforcement

6.1 Effective regulatory enforcement	0.49
6.2 No improper influence	0.61
6.3 No unreasonable delay	0.52
6.4 Respect for due process	0.57
6.5 No expropriation w/out adequate compensation	0.37

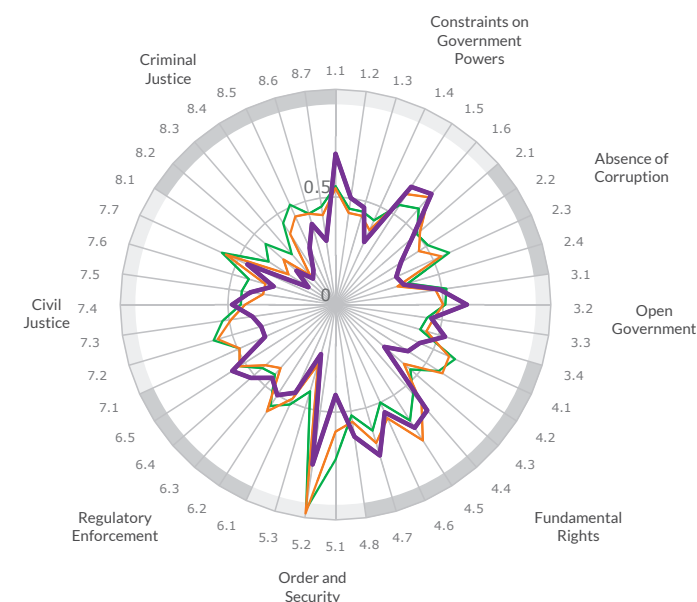
Civil Justice

7.1 Accessibility and affordability	0.39
7.2 No discrimination	0.61
7.3 No corruption	0.73
7.4 No improper gov. influence	0.42
7.5 No unreasonable delay	0.64
7.6 Effective enforcement	0.51
7.7 Impartial and effective ADRs	0.68

Criminal Justice

8.1 Effective investigations	0.53
8.2 Timely and effective adjudication	0.63
8.3 Effective correctional system	0.44
8.4 No discrimination	0.51
8.5 No corruption	0.69
8.6 No improper gov. influence	0.42
8.7 Due process of law	0.5

A smaller sub-factor bar represents a lower score (0.00 being lowest possible), and a larger bar represents a higher score (1.00 being highest possible).



Overall Score

0.45

Global Rank

79/99

Regional Rank

12/16

	Factor Trend	Factor Score	Global Rank	Regional Rank	Income Rank
Constraints on Government Powers	—	0.55	48/99	7/16	11/29
Absence of Corruption	—	0.37	78/99	13/16	27/29
Open Government	—	0.52	32/99	4/16	6/29
Fundamental Rights	—	0.55	60/99	11/16	17/29
Order and Security	—	0.47	96/99	16/16	29/29
Regulatory Enforcement	—	0.5	51/99	6/16	16/29
Civil Justice	—	0.39	88/99	12/16	27/29
Criminal Justice	—	0.25	97/99	14/16	28/29

— Mexico — Latin America & the Caribbean — Upper middle income

▲ Trending up ▼ Trending down Low Medium High

Constraints on Government Powers

1.1 Limits by legislature	0.7
1.2 Limits by judiciary	0.5
1.3 Independent auditing	0.47
1.4 Sanctions for official misconduct	0.32
1.5 Non-governmental checks	0.65
1.6 Lawful transition of power	0.68

Absence of Corruption

2.1 No corruption in the executive branch	0.47
2.2 No corruption in the judiciary	0.36
2.3 No corruption in the police/military	0.31
2.4 No corruption in the legislature	0.33

Open Government

3.1 Accessible laws	0.49
3.2 Stable laws	0.61
3.3 Right to petition / participation	0.45
3.4 Right to information	0.53

Fundamental Rights

4.1 Equal treatment / no discrimination	0.43
4.2 Right to life and security	0.4
4.3 Due process of law	0.3
4.4 Freedom of expression	0.65
4.5 Freedom of religion	0.68
4.6 Right to privacy	0.55
4.7 Freedom of association	0.73
4.8 Labor rights	0.62

Order and Security

5.1 Absence of crime	0.42
5.2 Absence of civil conflict	0.75
5.3 Absence of violent redress	0.24

Regulatory Enforcement

6.1 Effective regulatory enforcement	0.45
6.2 No improper influence	0.5
6.3 No unreasonable delay	0.45
6.4 Respect for due process	0.52
6.5 No expropriation w/out adequate compensation	0.57

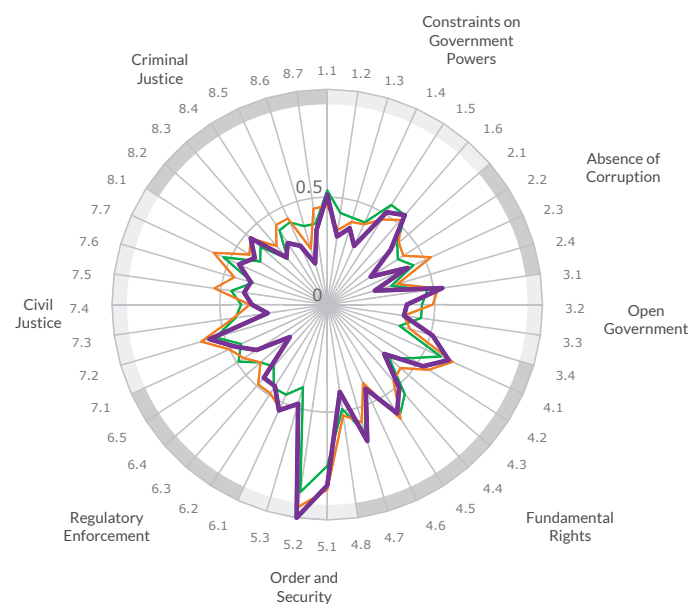
Civil Justice

7.1 Accessibility and affordability	0.36
7.2 No discrimination	0.36
7.3 No corruption	0.39
7.4 No improper gov. influence	0.48
7.5 No unreasonable delay	0.4
7.6 Effective enforcement	0.3
7.7 Impartial and effective ADRs	0.45

Criminal Justice

8.1 Effective investigations	0.15
8.2 Timely and effective adjudication	0.24
8.3 Effective correctional system	0.16
8.4 No discrimination	0.19
8.5 No corruption	0.29
8.6 No improper gov. influence	0.39
8.7 Due process of law	0.3

A smaller sub-factor bar represents a lower score (0.00 being lowest possible), and a larger bar represents a higher score (1.00 being highest possible).



Overall Score

0.45

Global Rank

75/99

Regional Rank

11/13

	Factor Trend	Factor Score	Global Rank	Regional Rank	Income Rank
Constraints on Government Powers	—	0.43	79/99	8/13	17/24
Absence of Corruption	—	0.32	88/99	11/13	19/24
Open Government	—	0.44	58/99	6/13	11/24
Fundamental Rights	—	0.51	68/99	8/13	13/24
Order and Security	—	0.77	40/99	6/13	6/24
Regulatory Enforcement	—	0.41	79/99	12/13	15/24
Civil Justice	—	0.41	76/99	13/13	14/24
Criminal Justice	▼	0.33	82/99	11/13	17/24

— Moldova — Eastern Europe & Central Asia — Lower middle income

▲ Trending up ▼ Trending down Low Medium High

Constraints on Government Powers

1.1 Limits by legislature	0.51
1.2 Limits by judiciary	0.32
1.3 Independent auditing	0.37
1.4 Sanctions for official misconduct	0.3
1.5 Non-governmental checks	0.51
1.6 Lawful transition of power	0.55

Absence of Corruption

2.1 No corruption in the executive branch	0.39
2.2 No corruption in the judiciary	0.24
2.3 No corruption in the police/military	0.41
2.4 No corruption in the legislature	0.23

Open Government

3.1 Accessible laws	0.54
3.2 Stable laws	0.37
3.3 Right to petition / participation	0.36
3.4 Right to information	0.51

Fundamental Rights

4.1 Equal treatment / no discrimination	0.62
4.2 Right to life and security	0.53
4.3 Due process of law	0.35
4.4 Freedom of expression	0.51
4.5 Freedom of religion	0.6
4.6 Right to privacy	0.43
4.7 Freedom of association	0.66
4.8 Labor rights	0.41

Order and Security

5.1 Absence of crime	0.84
5.2 Absence of civil conflict	1
5.3 Absence of violent redress	0.48

Regulatory Enforcement

6.1 Effective regulatory enforcement	0.54
6.2 No improper influence	0.45
6.3 No unreasonable delay	0.45
6.4 Respect for due process	0.23
6.5 No expropriation w/out adequate compensation	0.39

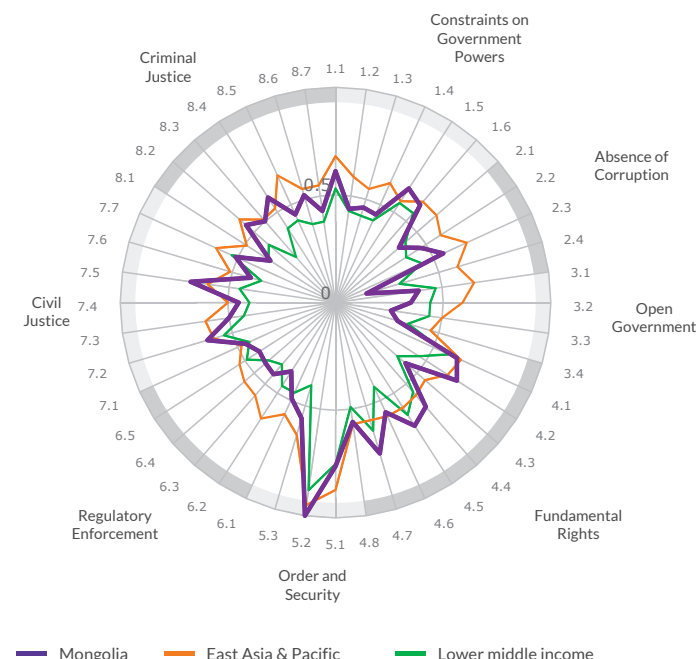
Civil Justice


7.1 Accessibility and affordability	0.47
7.2 No discrimination	0.57
7.3 No corruption	0.28
7.4 No improper gov. influence	0.35
7.5 No unreasonable delay	0.39
7.6 Effective enforcement	0.37
7.7 Impartial and effective ADRs	0.45

Criminal Justice

8.1 Effective investigations	0.4
8.2 Timely and effective adjudication	0.47
8.3 Effective correctional system	0.29
8.4 No discrimination	0.34
8.5 No corruption	0.3
8.6 No improper gov. influence	0.2
8.7 Due process of law	0.35

A smaller sub-factor bar represents a lower score (0.00 being lowest possible), and a larger bar represents a higher score (1.00 being highest possible).



Overall Score		Global Rank		Regional Rank		
0.51		51/99		10/15		
		Factor Trend	Factor Score	Global Rank	Regional Rank	Income Rank
	Constraints on Government Powers	—	0.53	53/99	10/15	7/24
	Absence of Corruption	—	0.39	71/99	13/15	11/24
	Open Government	—	0.33	93/99	14/15	23/24
	Fundamental Rights	—	0.61	45/99	7/15	4/24
	Order and Security	▲	0.78	38/99	10/15	5/24
	Regulatory Enforcement	—	0.43	70/99	11/15	12/24
	Civil Justice	—	0.52	48/99	8/15	4/24
	Criminal Justice	—	0.48	39/99	9/15	3/24

Constraints on Government Powers

1.1 Limits by legislature	0.61
1.2 Limits by judiciary	0.44
1.3 Independent auditing	0.46
1.4 Sanctions for official misconduct	0.45
1.5 Non-governmental checks	0.63
1.6 Lawful transition of power	0.6

Absence of Corruption

2.1 No corruption in the executive branch	0.39
2.2 No corruption in the judiciary	0.47
2.3 No corruption in the police/military	0.55
2.4 No corruption in the legislature	0.15

Open Government

3.1 Accessible laws	0.39
3.2 Stable laws	0.35
3.3 Right to petition / participation	0.26
3.4 Right to information	0.3

Fundamental Rights

4.1 Equal treatment / no discrimination	0.62
4.2 Right to life and security	0.67
4.3 Due process of law	0.43
4.4 Freedom of expression	0.64
4.5 Freedom of religion	0.68
4.6 Right to privacy	0.56
4.7 Freedom of association	0.73
4.8 Labor rights	0.56

Order and Security

5.1 Absence of crime	0.76
5.2 Absence of civil conflict	1.0
5.3 Absence of violent redress	0.56

Regulatory Enforcement

6.1 Effective regulatory enforcement	0.49
6.2 No improper influence	0.38
6.3 No unreasonable delay	0.44
6.4 Respect for due process	0.43
6.5 No expropriation w/out adequate compensation	0.42

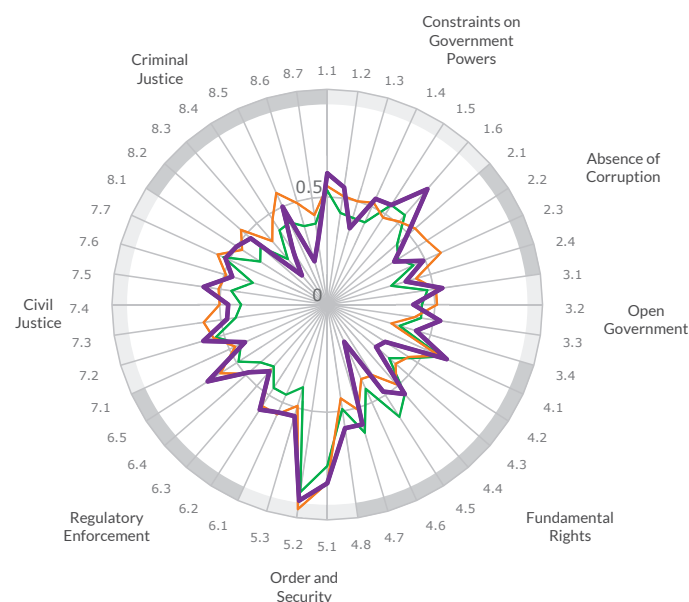
Civil Justice

7.1 Accessibility and affordability	0.46
7.2 No discrimination	0.62
7.3 No corruption	0.5
7.4 No improper gov. influence	0.45
7.5 No unreasonable delay	0.68
7.6 Effective enforcement	0.41
7.7 Impartial and effective ADRs	0.51

Criminal Justice

8.1 Effective investigations	0.36
8.2 Timely and effective adjudication	0.55
8.3 Effective correctional system	0.5
8.4 No discrimination	0.58
8.5 No corruption	0.45
8.6 No improper gov. influence	0.52
8.7 Due process of law	0.43

A smaller sub-factor bar represents a lower score (0.00 being lowest possible), and a larger bar represents a higher score (1.00 being highest possible).



Overall Score	Global Rank	Regional Rank
0.51	52/99	5/7

	Factor Trend	Factor Score	Global Rank	Regional Rank	Income Rank
Constraints on Government Powers	—	0.56	46/99	4/7	6/24
Absence of Corruption	▲	0.43	62/99	6/7	9/24
Open Government	—	0.48	46/99	1/7	6/24
Fundamental Rights	—	0.45	84/99	5/7	19/24
Order and Security	▲	0.76	44/99	5/7	8/24
Regulatory Enforcement	▲	0.54	36/99	3/7	3/24
Civil Justice	—	0.5	51/99	5/7	6/24
Criminal Justice	—	0.35	81/99	7/7	16/24

— Morocco — Middle East & North Africa — Lower middle income

▲ Trending up ▼ Trending down Low Medium High

Constraints on Government Powers

1.1 Limits by legislature	0.61
1.2 Limits by judiciary	0.55
1.3 Independent auditing	0.37
1.4 Sanctions for official misconduct	0.54
1.5 Non-governmental checks	0.55
1.6 Lawful transition of power	0.71

Absence of Corruption

2.1 No corruption in the executive branch	0.49
2.2 No corruption in the judiciary	0.37
2.3 No corruption in the police/military	0.49
2.4 No corruption in the legislature	0.38

Open Government

3.1 Accessible laws	0.54
3.2 Stable laws	0.4
3.3 Right to petition / participation	0.53
3.4 Right to information	0.43

Fundamental Rights

4.1 Equal treatment / no discrimination	0.61
4.2 Right to life and security	0.32
4.3 Due process of law	0.3
4.4 Freedom of expression	0.55
4.5 Freedom of religion	0.48
4.6 Right to privacy	0.19
4.7 Freedom of association	0.58
4.8 Labor rights	0.58

Order and Security

5.1 Absence of crime	0.83
5.2 Absence of civil conflict	0.92
5.3 Absence of violent redress	0.54

Regulatory Enforcement

6.1 Effective regulatory enforcement	0.55
6.2 No improper influence	0.58
6.3 No unreasonable delay	0.41
6.4 Respect for due process	0.48
6.5 No expropriation w/out adequate compensation	0.66

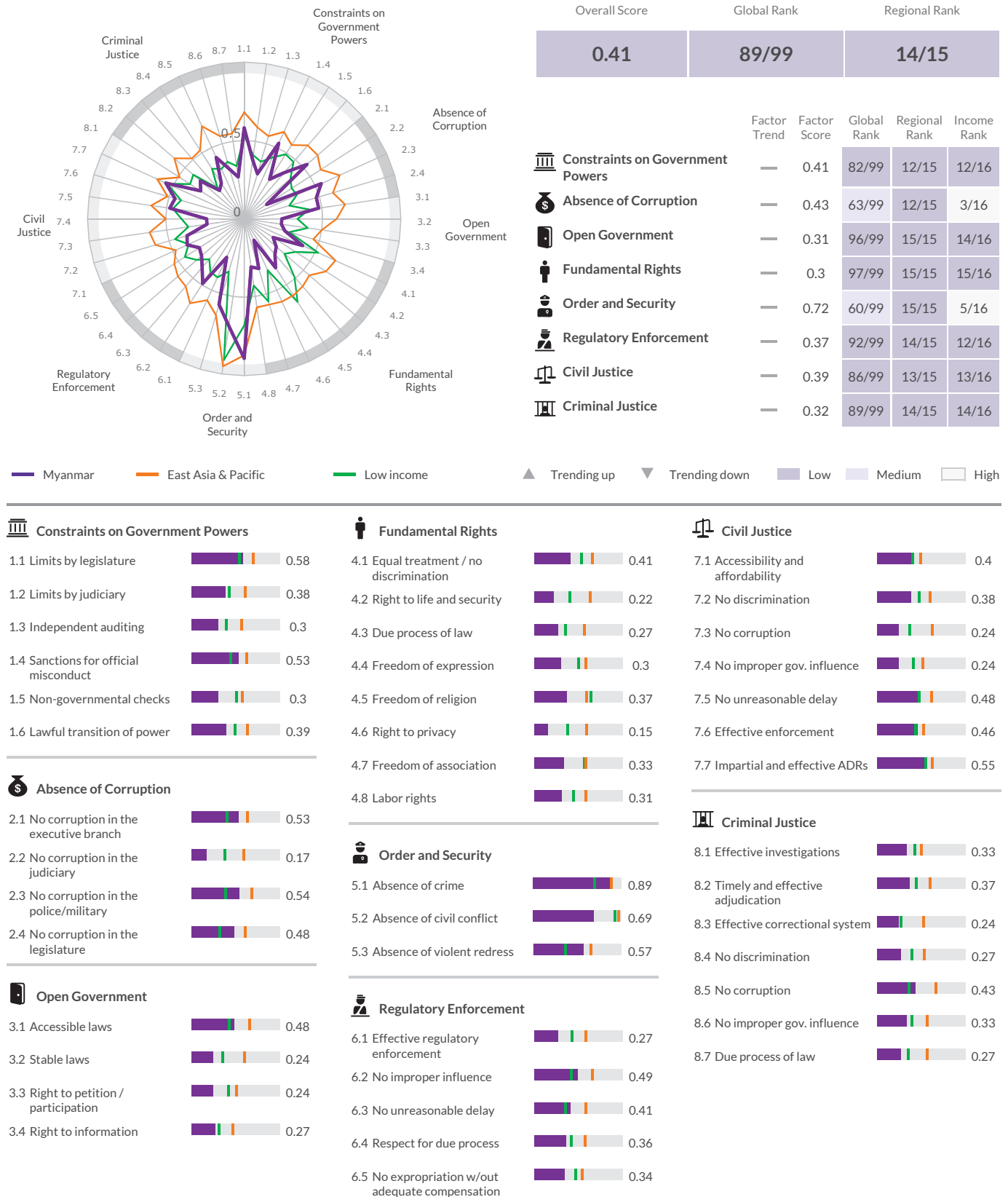
Civil Justice

7.1 Accessibility and affordability	0.42
7.2 No discrimination	0.6
7.3 No corruption	0.47
7.4 No improper gov. influence	0.46
7.5 No unreasonable delay	0.58
7.6 Effective enforcement	0.46
7.7 Impartial and effective ADRs	0.52

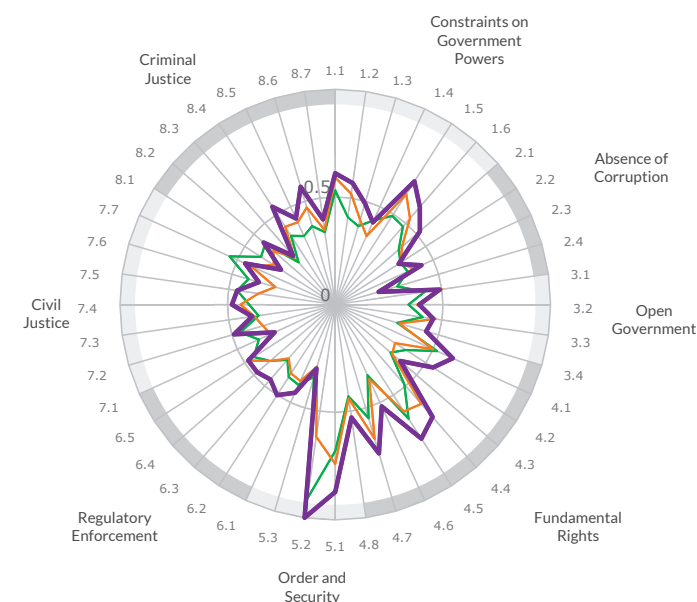
Criminal Justice

8.1 Effective investigations	0.5
8.2 Timely and effective adjudication	0.47
8.3 Effective correctional system	0.18
8.4 No discrimination	0.29
8.5 No corruption	0.5
8.6 No improper gov. influence	0.21
8.7 Due process of law	0.3

A smaller sub-factor bar represents a lower score (0.00 being lowest possible), and a larger bar represents a higher score (1.00 being highest possible).



A smaller sub-factor bar represents a lower score (0.00 being lowest possible), and a larger bar represents a higher score (1.00 being highest possible).



Overall Score		Global Rank		Regional Rank		
0.5		57/99		2/6		
		Factor Trend	Factor Score	Global Rank	Regional Rank	Income Rank
	Constraints on Government Powers	▲	0.56	45/99	2/6	1/16
	Absence of Corruption	—	0.38	73/99	3/6	6/16
	Open Government	▲	0.44	61/99	3/6	1/16
	Fundamental Rights	—	0.59	48/99	1/6	1/16
	Order and Security	▲	0.73	55/99	1/6	4/16
	Regulatory Enforcement	▲	0.47	56/99	1/6	2/16
	Civil Justice	—	0.42	75/99	1/6	9/16
	Criminal Justice	▼	0.43	52/99	3/6	4/16

— Nepal
 — South Asia
 — Low income
 ▲ Trending up
 ▼ Trending down
 Low
Medium
High

Constraints on Government Powers

1.1 Limits by legislature	0.61
1.2 Limits by judiciary	0.57
1.3 Independent auditing	0.49
1.4 Sanctions for official misconduct	0.42
1.5 Non-governmental checks	0.68
1.6 Lawful transition of power	0.6

Absence of Corruption

2.1 No corruption in the executive branch	0.52
2.2 No corruption in the judiciary	0.35
2.3 No corruption in the police/military	0.44
2.4 No corruption in the legislature	0.21

Open Government

3.1 Accessible laws	0.49
3.2 Stable laws	0.39
3.3 Right to petition / participation	0.46
3.4 Right to information	0.44

Fundamental Rights

4.1 Equal treatment / no discrimination	0.6
4.2 Right to life and security	0.54
4.3 Due process of law	0.4
4.4 Freedom of expression	0.69
4.5 Freedom of religion	0.74
4.6 Right to privacy	0.52
4.7 Freedom of association	0.72
4.8 Labor rights	0.53

Order and Security

5.1 Absence of crime	0.87
5.2 Absence of civil conflict	1
5.3 Absence of violent redress	0.31

Regulatory Enforcement

6.1 Effective regulatory enforcement	0.45
6.2 No improper influence	0.5
6.3 No unreasonable delay	0.46
6.4 Respect for due process	0.48
6.5 No expropriation w/out adequate compensation	0.48

Civil Justice

7.1 Accessibility and affordability	0.31
7.2 No discrimination	0.49
7.3 No corruption	0.39
7.4 No improper gov. influence	0.48
7.5 No unreasonable delay	0.46
7.6 Effective enforcement	0.37
7.7 Impartial and effective ADRs	0.46

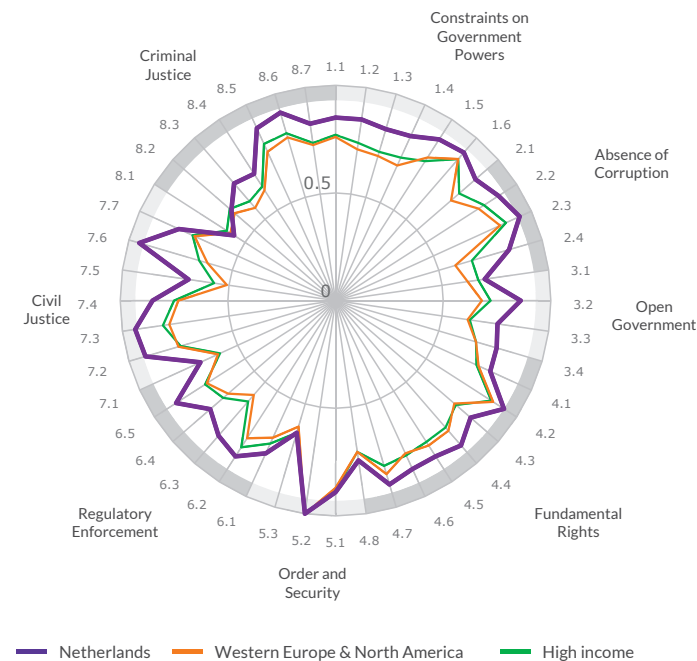
Criminal Justice









8.1 Effective investigations	0.3
8.2 Timely and effective adjudication	0.44
8.3 Effective correctional system	0.3
8.4 No discrimination	0.54
8.5 No corruption	0.44
8.6 No improper gov. influence	0.57
8.7 Due process of law	0.4

A smaller sub-factor bar represents a lower score (0.00 being lowest possible), and a larger bar represents a higher score (1.00 being highest possible).

Netherlands

Amsterdam, Rotterdam, The Hague
Region: Western Europe & North America | Income group: High income



Overall Score		Global Rank		Regional Rank		
0.83		5/99		5/24		
		Factor Trend	Factor Score	Global Rank	Regional Rank	Income Rank
	Constraints on Government Powers	—	0.86	7/99	6/24	7/30
	Absence of Corruption	—	0.88	7/99	5/24	7/30
	Open Government	—	0.78	7/99	6/24	7/30
	Fundamental Rights	—	0.85	6/99	6/24	6/30
	Order and Security	—	0.84	22/99	11/24	18/30
	Regulatory Enforcement	—	0.82	4/99	4/24	4/30
	Civil Justice	—	0.84	2/99	2/24	2/30
	Criminal Justice	—	0.75	9/99	6/24	9/30

Constraints on Government Powers
1.1 Limits by legislature
1.2 Limits by judiciary
1.3 Independent auditing
1.4 Sanctions for official misconduct
1.5 Non-governmental checks
1.6 Lawful transition of power

Absence of Corruption
2.1 No corruption in the executive branch
2.2 No corruption in the judiciary
2.3 No corruption in the police/military
2.4 No corruption in the legislature

Open Government
3.1 Accessible laws
3.2 Stable laws
3.3 Right to petition / participation
3.4 Right to information

Fundamental Rights
4.1 Equal treatment / no discrimination
4.2 Right to life and security
4.3 Due process of law
4.4 Freedom of expression
4.5 Freedom of religion
4.6 Right to privacy
4.7 Freedom of association
4.8 Labor rights

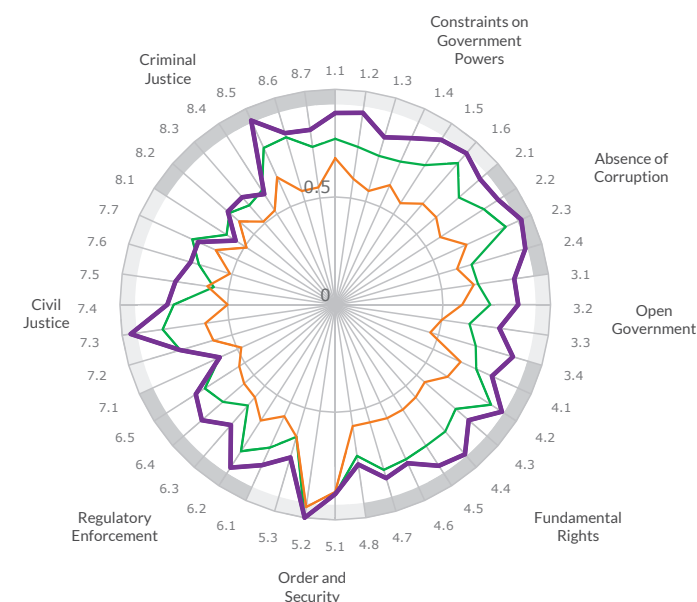
Order and Security
5.1 Absence of crime
5.2 Absence of civil conflict
5.3 Absence of violent redress









Regulatory Enforcement
6.1 Effective regulatory enforcement
6.2 No improper influence
6.3 No unreasonable delay
6.4 Respect for due process
6.5 No expropriation w/out adequate compensation

Civil Justice
7.1 Accessibility and affordability
7.2 No discrimination
7.3 No corruption
7.4 No improper gov. influence
7.5 No unreasonable delay
7.6 Effective enforcement
7.7 Impartial and effective ADRs

Criminal Justice
8.1 Effective investigations
8.2 Timely and effective adjudication
8.3 Effective correctional system
8.4 No discrimination
8.5 No corruption
8.6 No improper gov. influence
8.7 Due process of law

A smaller sub-factor bar represents a lower score (0.00 being lowest possible), and a larger bar represents a higher score (1.00 being highest possible).



Overall Score		Global Rank		Regional Rank		
0.83		6/99		1/15		
		Factor Trend	Factor Score	Global Rank	Regional Rank	Income Rank
	Constraints on Government Powers	—	0.88	4/99	1/15	4/30
	Absence of Corruption	—	0.91	3/99	1/15	3/30
	Open Government	—	0.83	2/99	1/15	2/30
	Fundamental Rights	—	0.84	7/99	1/15	7/30
	Order and Security	—	0.87	11/99	5/15	10/30
	Regulatory Enforcement	—	0.81	5/99	1/15	5/30
	Civil Justice	—	0.74	9/99	2/15	9/30
	Criminal Justice	▼	0.72	12/99	5/15	12/30

▲ Trending up ▼ Trending down Low Medium High

Constraints on Government Powers

1.1 Limits by legislature	0.89
1.2 Limits by judiciary	0.9
1.3 Independent auditing	0.81
1.4 Sanctions for official misconduct	0.85
1.5 Non-governmental checks	0.91
1.6 Lawful transition of power	0.93

Absence of Corruption

2.1 No corruption in the executive branch	0.89
2.2 No corruption in the judiciary	0.9
2.3 No corruption in the police/military	0.95
2.4 No corruption in the legislature	0.92

Open Government

3.1 Accessible laws	0.84
3.2 Stable laws	0.85
3.3 Right to petition / participation	0.77
3.4 Right to information	0.86

Fundamental Rights

4.1 Equal treatment / no discrimination	0.8
4.2 Right to life and security	0.92
4.3 Due process of law	0.82
4.4 Freedom of expression	0.92
4.5 Freedom of religion	0.89
4.6 Right to privacy	0.81
4.7 Freedom of association	0.84
4.8 Labor rights	0.75

Order and Security

5.1 Absence of crime	0.88
5.2 Absence of civil conflict	1
5.3 Absence of violent redress	0.74

Regulatory Enforcement

6.1 Effective regulatory enforcement	0.82
6.2 No improper influence	0.9
6.3 No unreasonable delay	0.74
6.4 Respect for due process	0.82
6.5 No expropriation w/out adequate compensation	0.77

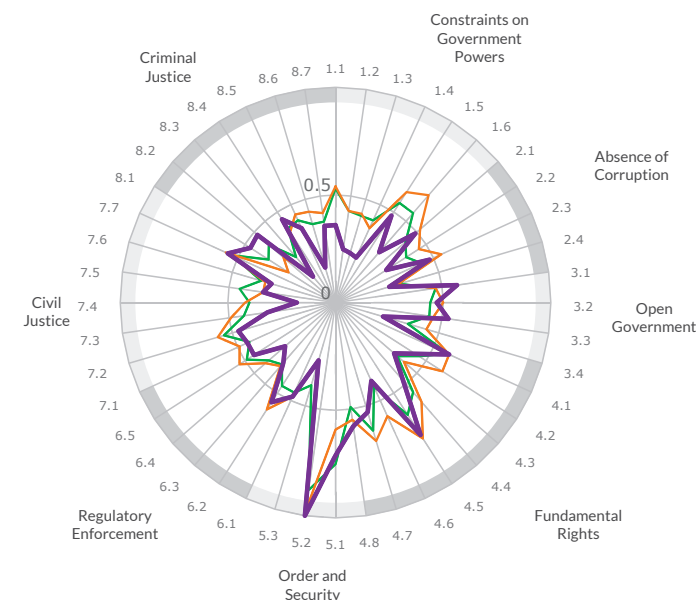
Civil Justice









7.1 Accessibility and affordability	0.59
7.2 No discrimination	0.75
7.3 No corruption	0.96
7.4 No improper gov. influence	0.78
7.5 No unreasonable delay	0.75
7.6 Effective enforcement	0.7
7.7 Impartial and effective ADRs	0.7

Criminal Justice

8.1 Effective investigations	0.55
8.2 Timely and effective adjudication	0.66
8.3 Effective correctional system	0.66
8.4 No discrimination	0.61
8.5 No corruption	0.94
8.6 No improper gov. influence	0.83
8.7 Due process of law	0.82

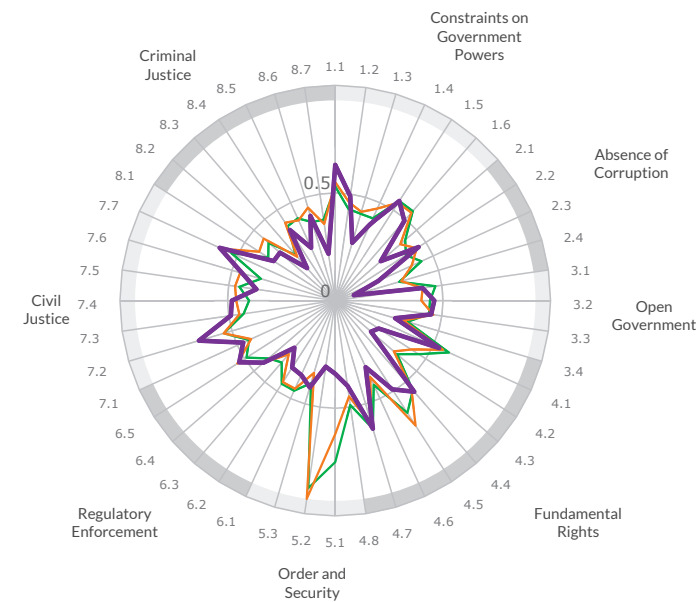
A smaller sub-factor bar represents a lower score (0.00 being lowest possible), and a larger bar represents a higher score (1.00 being highest possible).



Overall Score		Global Rank		Regional Rank	
0.43		85/99		14/16	
		Factor Trend	Factor Score	Global Rank	Regional Rank
	Constraints on Government Powers	—	0.31	96/99	15/16
	Absence of Corruption	—	0.38	75/99	10/16
	Open Government	—	0.45	54/99	8/16
	Fundamental Rights	—	0.51	69/99	14/16
	Order and Security	—	0.66	72/99	6/16
	Regulatory Enforcement	—	0.43	71/99	11/16
	Civil Justice	—	0.37	91/99	13/16
	Criminal Justice	—	0.35	78/99	9/16

<p> Constraints on Government Powers</p> <p>1.1 Limits by legislature 0.36</p> <p>1.2 Limits by judiciary 0.25</p> <p>1.3 Independent auditing 0.24</p> <p>1.4 Sanctions for official misconduct 0.23</p> <p>1.5 Non-governmental checks 0.48</p> <p>1.6 Lawful transition of power 0.31</p>	<p> Fundamental Rights</p> <p>4.1 Equal treatment / no discrimination 0.58</p> <p>4.2 Right to life and security 0.44</p> <p>4.3 Due process of law 0.36</p> <p>4.4 Freedom of expression 0.48</p> <p>4.5 Freedom of religion 0.73</p> <p>4.6 Right to privacy 0.4</p> <p>4.7 Freedom of association 0.53</p> <p>4.8 Labor rights 0.58</p>	<p> Civil Justice</p> <p>7.1 Accessibility and affordability 0.45</p> <p>7.2 No discrimination 0.47</p> <p>7.3 No corruption 0.32</p> <p>7.4 No improper gov. influence 0.18</p> <p>7.5 No unreasonable delay 0.34</p> <p>7.6 Effective enforcement 0.31</p> <p>7.7 Impartial and effective ADRs 0.55</p>
<p> Absence of Corruption</p> <p>2.1 No corruption in the executive branch 0.49</p> <p>2.2 No corruption in the judiciary 0.28</p> <p>2.3 No corruption in the police/military 0.48</p> <p>2.4 No corruption in the legislature 0.26</p>	<p> Order and Security</p> <p>5.1 Absence of crime 0.71</p> <p>5.2 Absence of civil conflict 1</p> <p>5.3 Absence of violent redress 0.28</p>	<p> Criminal Justice</p> <p>8.1 Effective investigations 0.47</p> <p>8.2 Timely and effective adjudication 0.48</p> <p>8.3 Effective correctional system 0.16</p> <p>8.4 No discrimination 0.46</p> <p>8.5 No corruption 0.38</p> <p>8.6 No improper gov. influence 0.17</p> <p>8.7 Due process of law 0.36</p>
<p> Open Government</p> <p>3.1 Accessible laws 0.57</p> <p>3.2 Stable laws 0.47</p> <p>3.3 Right to petition / participation 0.53</p> <p>3.4 Right to information 0.23</p>	<p> Regulatory Enforcement</p> <p>6.1 Effective regulatory enforcement 0.48</p> <p>6.2 No improper influence 0.55</p> <p>6.3 No unreasonable delay 0.37</p> <p>6.4 Respect for due process 0.31</p> <p>6.5 No expropriation w/out adequate compensation 0.45</p>	

A smaller sub-factor bar represents a lower score (0.00 being lowest possible), and a larger bar represents a higher score (1.00 being highest possible).



	Overall Score	Global Rank	Regional Rank	Income Rank
	0.39	93/99	16/18	
Constraints on Government Powers	0.47	69/99	11/18	13/24
Absence of Corruption	0.26	97/99	17/18	23/24
Open Government	0.4	76/99	9/18	15/24
Fundamental Rights	0.42	88/99	15/18	21/24
Order and Security	0.36	98/99	18/18	23/24
Regulatory Enforcement	0.4	83/99	12/18	17/24
Civil Justice	0.5	52/99	7/18	7/24
Criminal Justice	0.31	91/99	17/18	20/24

— Nigeria
 — Sub-Saharan Africa
 — Lower middle income

▲ Trending up
 ▼ Trending down
 Low
Medium
High

Constraints on Government Powers

1.1 Limits by legislature	0.63
1.2 Limits by judiciary	0.49
1.3 Independent auditing	0.28
1.4 Sanctions for official misconduct	0.39
1.5 Non-governmental checks	0.55
1.6 Lawful transition of power	0.49

Absence of Corruption

2.1 No corruption in the executive branch	0.28
2.2 No corruption in the judiciary	0.46
2.3 No corruption in the police/military	0.22
2.4 No corruption in the legislature	0.09

Open Government

3.1 Accessible laws	0.41
3.2 Stable laws	0.46
3.3 Right to petition / participation	0.45
3.4 Right to information	0.29

Fundamental Rights

4.1 Equal treatment / no discrimination	0.53
4.2 Right to life and security	0.24
4.3 Due process of law	0.22
4.4 Freedom of expression	0.56
4.5 Freedom of religion	0.49
4.6 Right to privacy	0.34
4.7 Freedom of association	0.62
4.8 Labor rights	0.4

Order and Security

5.1 Absence of crime	0.34
5.2 Absence of civil conflict	0.31
5.3 Absence of violent redress	0.42

Regulatory Enforcement

6.1 Effective regulatory enforcement	0.38
6.2 No improper influence	0.37
6.3 No unreasonable delay	0.29
6.4 Respect for due process	0.44
6.5 No expropriation w/out adequate compensation	0.53

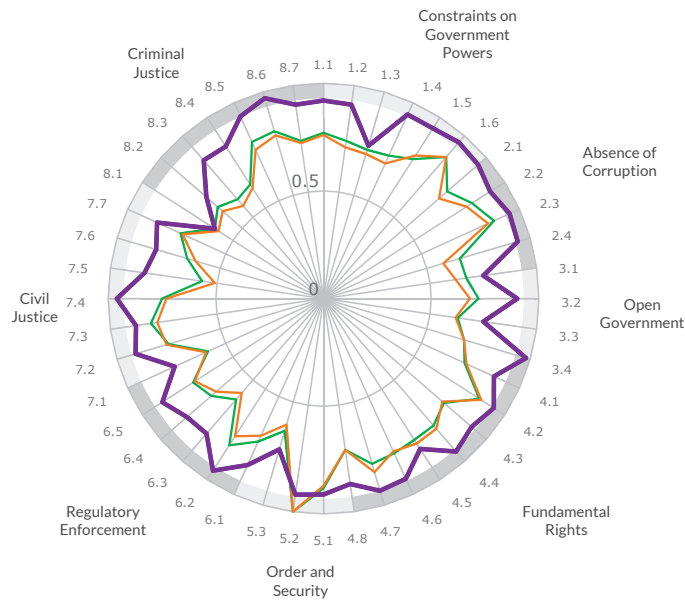
Civil Justice

7.1 Accessibility and affordability	0.47
7.2 No discrimination	0.66
7.3 No corruption	0.49
7.4 No improper gov. influence	0.48
7.5 No unreasonable delay	0.37
7.6 Effective enforcement	0.45
7.7 Impartial and effective ADRs	0.59

Criminal Justice

8.1 Effective investigations	0.34
8.2 Timely and effective adjudication	0.34
8.3 Effective correctional system	0.2
8.4 No discrimination	0.39
8.5 No corruption	0.27
8.6 No improper gov. influence	0.41
8.7 Due process of law	0.22

A smaller sub-factor bar represents a lower score (0.00 being lowest possible), and a larger bar represents a higher score (1.00 being highest possible).



Overall Score

0.88

Global Rank

2/99

Regional Rank

2/24

	Factor Trend	Factor Score	Global Rank	Regional Rank	Income Rank
Constraints on Government Powers	—	0.9	2/99	2/24	2/30
Absence of Corruption	—	0.94	2/99	2/24	2/30
Open Government	—	0.85	1/99	1/24	1/30
Fundamental Rights	—	0.9	3/99	3/24	3/30
Order and Security	—	0.85	19/99	9/24	16/30
Regulatory Enforcement	▲	0.87	1/99	1/24	1/30
Civil Justice	—	0.86	1/99	1/24	1/30
Criminal Justice	—	0.83	4/99	3/24	4/30

— Norway
 — Western Europe & North America
 — High income
 ▲ Trending up
 ▼ Trending down
 Low
Medium
High

Constraints on Government Powers

1.1 Limits by legislature	<div><div></div></div>	0.92
1.2 Limits by judiciary	<div><div></div></div>	0.91
1.3 Independent auditing	<div><div></div></div>	0.74
1.4 Sanctions for official misconduct	<div><div></div></div>	0.94
1.5 Non-governmental checks	<div><div></div></div>	0.94
1.6 Lawful transition of power	<div><div></div></div>	0.96

Absence of Corruption

2.1 No corruption in the executive branch	<div><div></div></div>	0.95
2.2 No corruption in the judiciary	<div><div></div></div>	0.92
2.3 No corruption in the police/military	<div><div></div></div>	0.95
2.4 No corruption in the legislature	<div><div></div></div>	0.94

Open Government

3.1 Accessible laws	<div><div></div></div>	0.75
3.2 Stable laws	<div><div></div></div>	0.9
3.3 Right to petition / participation	<div><div></div></div>	0.75
3.4 Right to information	<div><div></div></div>	0.98

Fundamental Rights

4.1 Equal treatment / no discrimination	<div><div></div></div>	0.87
4.2 Right to life and security	<div><div></div></div>	0.94
4.3 Due process of law	<div><div></div></div>	0.91
4.4 Freedom of expression	<div><div></div></div>	0.94
4.5 Freedom of religion	<div><div></div></div>	0.83
4.6 Right to privacy	<div><div></div></div>	0.92
4.7 Freedom of association	<div><div></div></div>	0.93
4.8 Labor rights	<div><div></div></div>	0.87

Order and Security

5.1 Absence of crime	<div><div></div></div>	0.91
5.2 Absence of civil conflict	<div><div></div></div>	0.92
5.3 Absence of violent redress	<div><div></div></div>	0.73

Regulatory Enforcement

6.1 Effective regulatory enforcement	<div><div></div></div>	0.85
6.2 No improper influence	<div><div></div></div>	0.95
6.3 No unreasonable delay	<div><div></div></div>	0.83
6.4 Respect for due process	<div><div></div></div>	0.84
6.5 No expropriation w/out adequate compensation	<div><div></div></div>	0.89

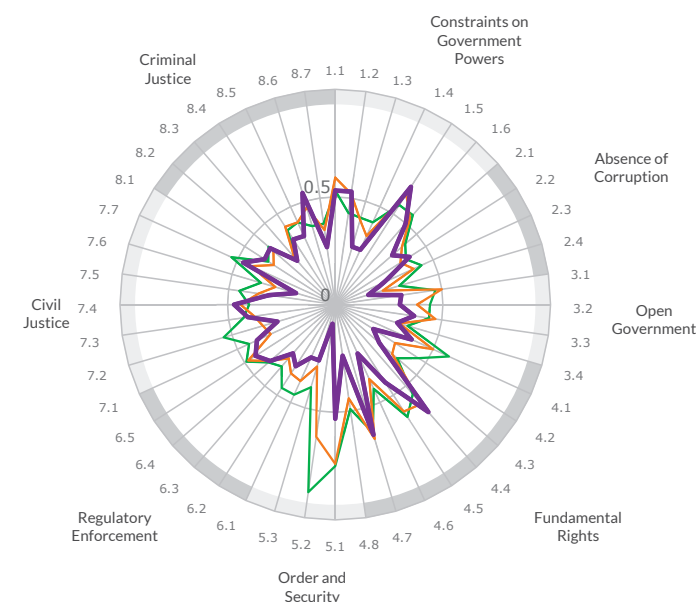
Civil Justice

7.1 Accessibility and affordability	<div><div></div></div>	0.76
7.2 No discrimination	<div><div></div></div>	0.91
7.3 No corruption	<div><div></div></div>	0.88
7.4 No improper gov. influence	<div><div></div></div>	0.96
7.5 No unreasonable delay	<div><div></div></div>	0.84
7.6 Effective enforcement	<div><div></div></div>	0.81
7.7 Impartial and effective ADRs	<div><div></div></div>	0.85

Criminal Justice

8.1 Effective investigations	<div><div></div></div>	0.6
8.2 Timely and effective adjudication	<div><div></div></div>	0.72
8.3 Effective correctional system	<div><div></div></div>	0.85
8.4 No discrimination	<div><div></div></div>	0.84
8.5 No corruption	<div><div></div></div>	0.93
8.6 No improper gov. influence	<div><div></div></div>	0.97
8.7 Due process of law	<div><div></div></div>	0.91

A smaller sub-factor bar represents a lower score (0.00 being lowest possible), and a larger bar represents a higher score (1.00 being highest possible).



Overall Score

0.36

Global Rank

96/99

Regional Rank

5/6

	Factor Trend	Factor Score	Global Rank	Regional Rank	Income Rank
Constraints on Government Powers	—	0.46	73/99	4/6	14/24
Absence of Corruption	—	0.29	91/99	4/6	20/24
Open Government	—	0.32	95/99	6/6	24/24
Fundamental Rights	—	0.38	92/99	6/6	23/24
Order and Security	—	0.3	99/99	6/6	24/24
Regulatory Enforcement	—	0.35	95/99	5/6	24/24
Civil Justice	—	0.36	94/99	5/6	22/24
Criminal Justice	—	0.37	68/99	4/6	11/24

— Pakistan
 — South Asia
 — Lower middle income

▲ Trending up
 ▼ Trending down
 Low
Medium
High

Constraints on Government Powers

1.1 Limits by legislature	<div><div></div></div>	0.53
1.2 Limits by judiciary	<div><div></div></div>	0.53
1.3 Independent auditing	<div><div></div></div>	0.28
1.4 Sanctions for official misconduct	<div><div></div></div>	0.28
1.5 Non-governmental checks	<div><div></div></div>	0.65
1.6 Lawful transition of power	<div><div></div></div>	0.5

Absence of Corruption

2.1 No corruption in the executive branch	<div><div></div></div>	0.35
2.2 No corruption in the judiciary	<div><div></div></div>	0.41
2.3 No corruption in the police/military	<div><div></div></div>	0.25
2.4 No corruption in the legislature	<div><div></div></div>	0.16

Open Government

3.1 Accessible laws	<div><div></div></div>	0.31
3.2 Stable laws	<div><div></div></div>	0.3
3.3 Right to petition / participation	<div><div></div></div>	0.37
3.4 Right to information	<div><div></div></div>	0.3

Fundamental Rights

4.1 Equal treatment / no discrimination	<div><div></div></div>	0.39
4.2 Right to life and security	<div><div></div></div>	0.21
4.3 Due process of law	<div><div></div></div>	0.27
4.4 Freedom of expression	<div><div></div></div>	0.66
4.5 Freedom of religion	<div><div></div></div>	0.43
4.6 Right to privacy	<div><div></div></div>	0.25
4.7 Freedom of association	<div><div></div></div>	0.63
4.8 Labor rights	<div><div></div></div>	0.24

Order and Security

5.1 Absence of crime	<div><div></div></div>	0.53
5.2 Absence of civil conflict	<div><div></div></div>	0.09
5.3 Absence of violent redress	<div><div></div></div>	0.27

Regulatory Enforcement

6.1 Effective regulatory enforcement	<div><div></div></div>	0.27
6.2 No improper influence	<div><div></div></div>	0.34
6.3 No unreasonable delay	<div><div></div></div>	0.3
6.4 Respect for due process	<div><div></div></div>	0.4
6.5 No expropriation w/out adequate compensation	<div><div></div></div>	0.44

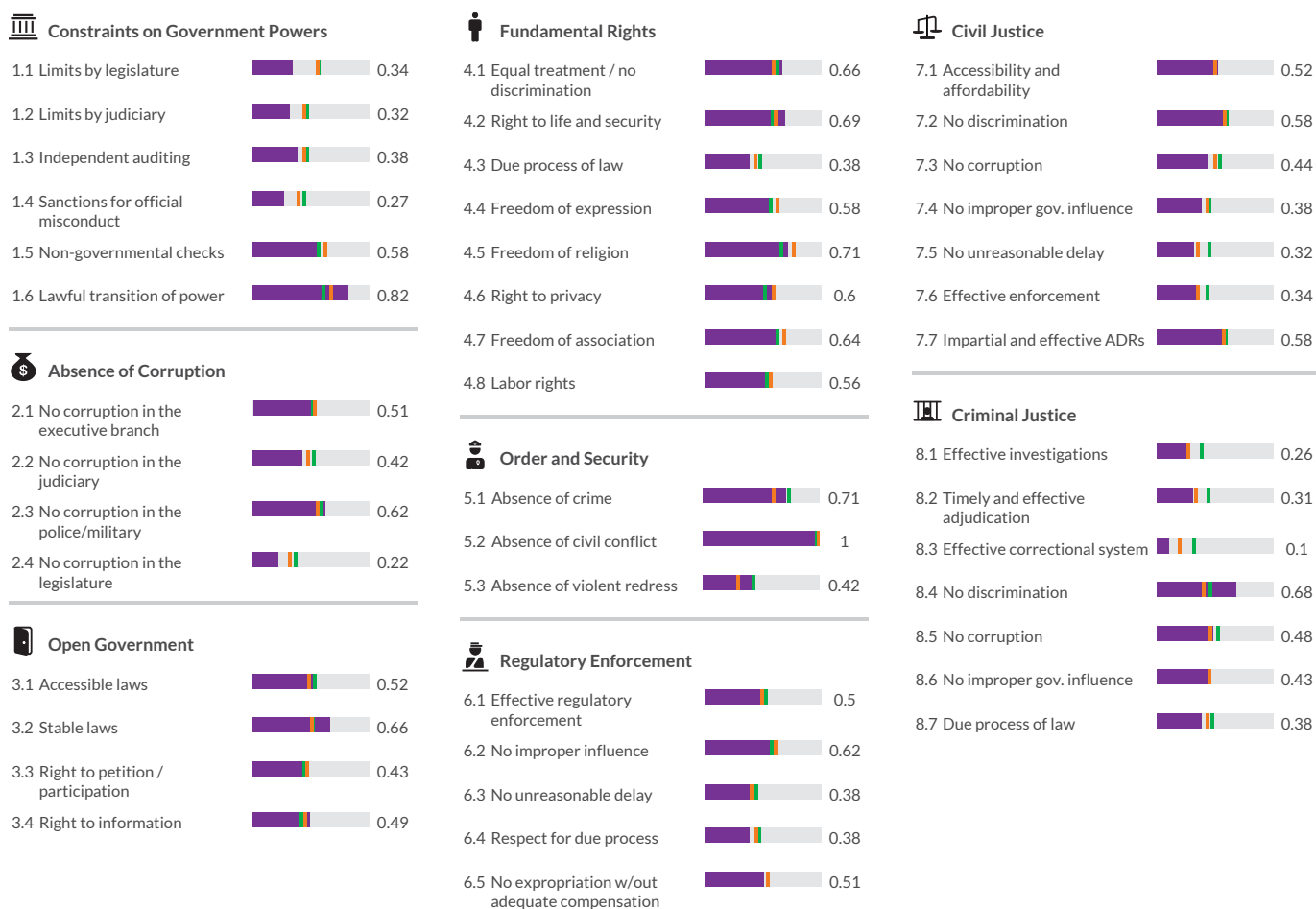
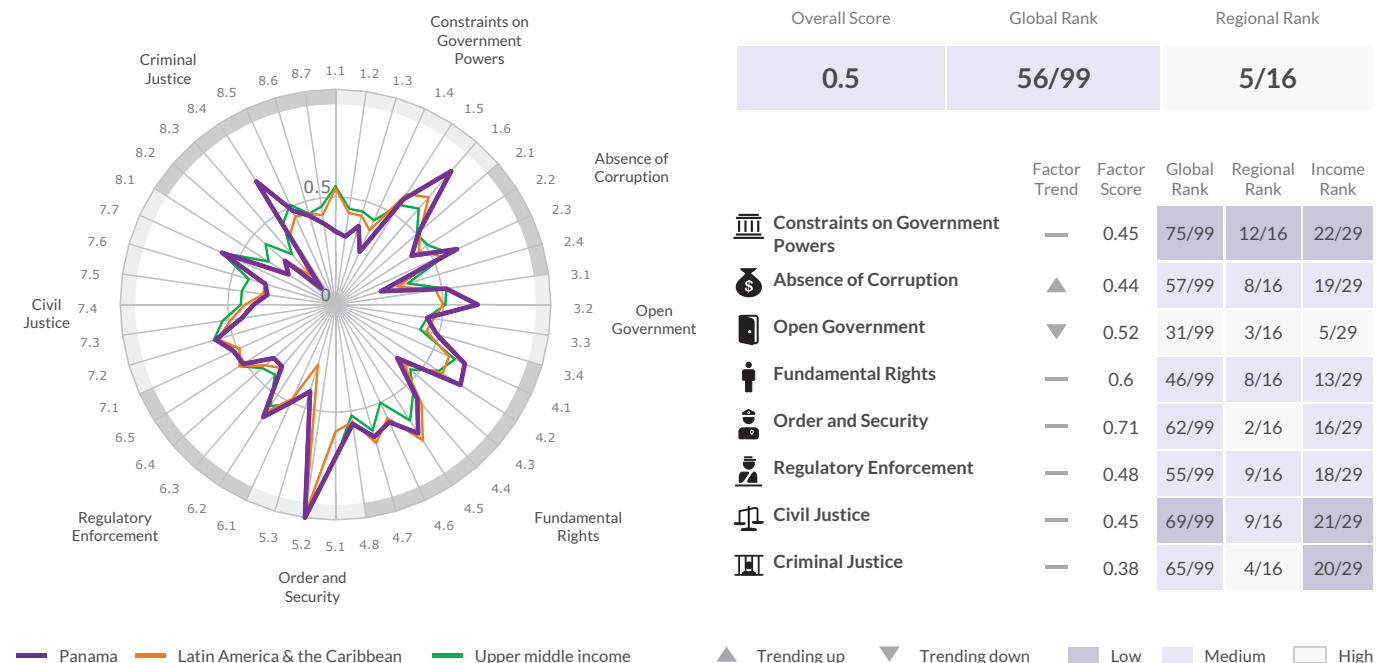
Civil Justice

7.1 Accessibility and affordability	<div><div></div></div>	0.4
7.2 No discrimination	<div><div></div></div>	0.28
7.3 No corruption	<div><div></div></div>	0.41
7.4 No improper gov. influence	<div><div></div></div>	0.47
7.5 No unreasonable delay	<div><div></div></div>	0.31
7.6 Effective enforcement	<div><div></div></div>	0.19
7.7 Impartial and effective ADRs	<div><div></div></div>	0.47

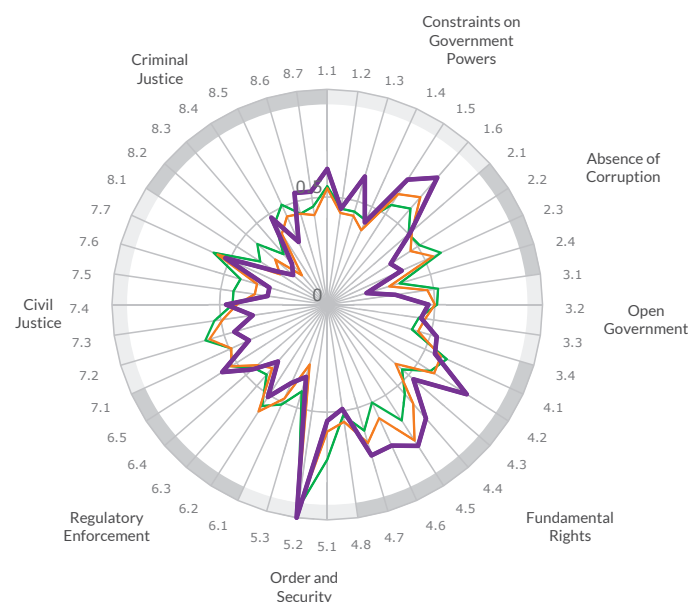
Criminal Justice

8.1 Effective investigations	<div><div></div></div>	0.39
8.2 Timely and effective adjudication	<div><div></div></div>	0.4
8.3 Effective correctional system	<div><div></div></div>	0.27
8.4 No discrimination	<div><div></div></div>	0.36
8.5 No corruption	<div><div></div></div>	0.35
8.6 No improper gov. influence	<div><div></div></div>	0.54
8.7 Due process of law	<div><div></div></div>	0.27

A smaller sub-factor bar represents a lower score (0.00 being lowest possible), and a larger bar represents a higher score (1.00 being highest possible).



A smaller sub-factor bar represents a lower score (0.00 being lowest possible), and a larger bar represents a higher score (1.00 being highest possible).



Overall Score

0.49

Global Rank

62/99

Regional Rank

8/16

	Factor Trend	Factor Score	Global Rank	Regional Rank	Income Rank
Constraints on Government Powers	▼	0.6	38/99	5/16	6/29
Absence of Corruption	—	0.36	79/99	14/16	28/29
Open Government	—	0.44	63/99	12/16	20/29
Fundamental Rights	▼	0.66	34/99	4/16	5/29
Order and Security	—	0.63	78/99	8/16	22/29
Regulatory Enforcement	—	0.46	61/99	10/16	20/29
Civil Justice	—	0.39	83/99	11/16	26/29
Criminal Justice	▼	0.37	67/99	6/16	22/29

— Peru
 — Latin America & the Caribbean
 — Upper middle income

▲ Trending up
 ▼ Trending down
 Low
Medium
High

Constraints on Government Powers

1.1 Limits by legislature	<div><div></div></div>	0.63
1.2 Limits by judiciary	<div><div></div></div>	0.45
1.3 Independent auditing	<div><div></div></div>	0.62
1.4 Sanctions for official misconduct	<div><div></div></div>	0.42
1.5 Non-governmental checks	<div><div></div></div>	0.69
1.6 Lawful transition of power	<div><div></div></div>	0.78

Absence of Corruption

2.1 No corruption in the executive branch	<div><div></div></div>	0.51
2.2 No corruption in the judiciary	<div><div></div></div>	0.35
2.3 No corruption in the police/military	<div><div></div></div>	0.38
2.4 No corruption in the legislature	<div><div></div></div>	0.19

Open Government

3.1 Accessible laws	<div><div></div></div>	0.32
3.2 Stable laws	<div><div></div></div>	0.47
3.3 Right to petition / participation	<div><div></div></div>	0.44
3.4 Right to information	<div><div></div></div>	0.53

Fundamental Rights

4.1 Equal treatment / no discrimination	<div><div></div></div>	0.55
4.2 Right to life and security	<div><div></div></div>	0.77
4.3 Due process of law	<div><div></div></div>	0.53
4.4 Freedom of expression	<div><div></div></div>	0.7
4.5 Freedom of religion	<div><div></div></div>	0.78
4.6 Right to privacy	<div><div></div></div>	0.72
4.7 Freedom of association	<div><div></div></div>	0.73
4.8 Labor rights	<div><div></div></div>	0.49

Order and Security

5.1 Absence of crime	<div><div></div></div>	0.54
5.2 Absence of civil conflict	<div><div></div></div>	1
5.3 Absence of violent redress	<div><div></div></div>	0.35

Regulatory Enforcement

6.1 Effective regulatory enforcement	<div><div></div></div>	0.4
6.2 No improper influence	<div><div></div></div>	0.51
6.3 No unreasonable delay	<div><div></div></div>	0.35
6.4 Respect for due process	<div><div></div></div>	0.46
6.5 No expropriation w/out adequate compensation	<div><div></div></div>	0.58

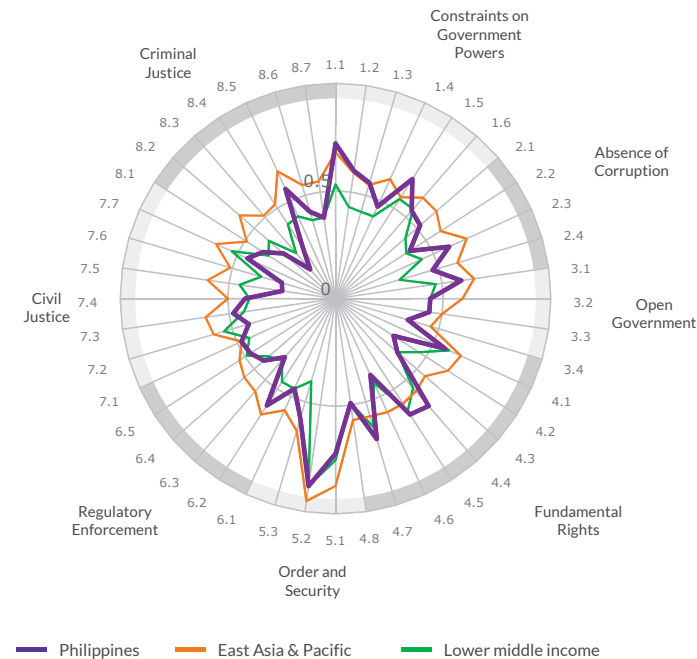
Civil Justice

7.1 Accessibility and affordability	<div><div></div></div>	0.4
7.2 No discrimination	<div><div></div></div>	0.45
7.3 No corruption	<div><div></div></div>	0.35
7.4 No improper gov. influence	<div><div></div></div>	0.47
7.5 No unreasonable delay	<div><div></div></div>	0.28
7.6 Effective enforcement	<div><div></div></div>	0.28
7.7 Impartial and effective ADRs	<div><div></div></div>	0.52

Criminal Justice

8.1 Effective investigations	<div><div></div></div>	0.29
8.2 Timely and effective adjudication	<div><div></div></div>	0.21
8.3 Effective correctional system	<div><div></div></div>	0.25
8.4 No discrimination	<div><div></div></div>	0.48
8.5 No corruption	<div><div></div></div>	0.32
8.6 No improper gov. influence	<div><div></div></div>	0.54
8.7 Due process of law	<div><div></div></div>	0.53

A smaller sub-factor bar represents a lower score (0.00 being lowest possible), and a larger bar represents a higher score (1.00 being highest possible).



	Overall Score	Global Rank	Regional Rank	Income Rank
	0.5	60/99	11/15	
Constraints on Government Powers	—	0.59	39/99	8/15
Absence of Corruption	▲	0.5	44/99	9/15
Open Government	—	0.45	55/99	10/15
Fundamental Rights	—	0.52	67/99	10/15
Order and Security	▲	0.73	56/99	14/15
Regulatory Enforcement	—	0.46	60/99	9/15
Civil Justice	—	0.4	82/99	12/15
Criminal Justice	—	0.36	73/99	13/15

Constraints on Government Powers	
1.1 Limits by legislature	0.72
1.2 Limits by judiciary	0.6
1.3 Independent auditing	0.56
1.4 Sanctions for official misconduct	0.47
1.5 Non-governmental checks	0.66
1.6 Lawful transition of power	0.54

Absence of Corruption	
2.1 No corruption in the executive branch	0.52
2.2 No corruption in the judiciary	0.41
2.3 No corruption in the police/military	0.58
2.4 No corruption in the legislature	0.47

Open Government	
3.1 Accessible laws	0.59
3.2 Stable laws	0.44
3.3 Right to petition / participation	0.44
3.4 Right to information	0.35

Fundamental Rights	
4.1 Equal treatment / no discrimination	0.56
4.2 Right to life and security	0.32
4.3 Due process of law	0.38
4.4 Freedom of expression	0.66
4.5 Freedom of religion	0.64
4.6 Right to privacy	0.39
4.7 Freedom of association	0.68
4.8 Labor rights	0.49

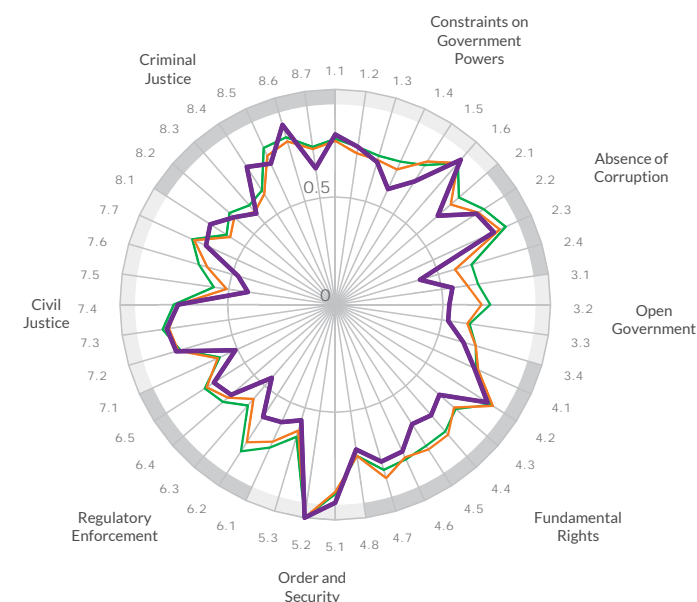
Order and Security	
5.1 Absence of crime	0.72
5.2 Absence of civil conflict	0.88
5.3 Absence of violent redress	0.58

Regulatory Enforcement	
6.1 Effective regulatory enforcement	0.46
6.2 No improper influence	0.59
6.3 No unreasonable delay	0.36
6.4 Respect for due process	0.44
6.5 No expropriation w/out adequate compensation	0.47

Civil Justice	
7.1 Accessibility and affordability	0.48
7.2 No discrimination	0.42
7.3 No corruption	0.48
7.4 No improper gov. influence	0.42
7.5 No unreasonable delay	0.25
7.6 Effective enforcement	0.26
7.7 Impartial and effective ADRs	0.45

Criminal Justice	
8.1 Effective investigations	0.4
8.2 Timely and effective adjudication	0.32
8.3 Effective correctional system	0.18
8.4 No discrimination	0.28
8.5 No corruption	0.56
8.6 No improper gov. influence	0.42
8.7 Due process of law	0.38

A smaller sub-factor bar represents a lower score (0.00 being lowest possible), and a larger bar represents a higher score (1.00 being highest possible).



Overall Score
0.67

Global Rank
22/99

Regional Rank
14/24

	Factor Trend	Factor Score	Global Rank	Regional Rank	Income Rank
Constraints on Government Powers	▼	0.73	22/99	15/24	21/30
Absence of Corruption	▼	0.66	27/99	16/24	24/30
Open Government	—	0.56	27/99	16/24	23/30
Fundamental Rights	▼	0.72	24/99	18/24	23/30
Order and Security	▲	0.83	25/99	14/24	21/30
Regulatory Enforcement	—	0.59	26/99	16/24	24/30
Civil Justice	—	0.62	22/99	14/24	21/30
Criminal Justice	—	0.69	17/99	11/24	17/30

Poland Western Europe & North America High income ▲ Trending up ▼ Trending down Low Medium High

Constraints on Government Powers

1.1 Limits by legislature	0.79
1.2 Limits by judiciary	0.74
1.3 Independent auditing	0.69
1.4 Sanctions for official misconduct	0.59
1.5 Non-governmental checks	0.68
1.6 Lawful transition of power	0.89

Absence of Corruption

2.1 No corruption in the executive branch	0.63
2.2 No corruption in the judiciary	0.78
2.3 No corruption in the police/military	0.81
2.4 No corruption in the legislature	0.41

Open Government

3.1 Accessible laws	0.55
3.2 Stable laws	0.53
3.3 Right to petition / participation	0.53
3.4 Right to information	0.62

Fundamental Rights

4.1 Equal treatment / no discrimination	0.71
4.2 Right to life and security	0.84
4.3 Due process of law	0.64
4.4 Freedom of expression	0.68
4.5 Freedom of religion	0.66
4.6 Right to privacy	0.75
4.7 Freedom of association	0.76
4.8 Labor rights	0.68

Order and Security

5.1 Absence of crime	0.92
5.2 Absence of civil conflict	1
5.3 Absence of violent redress	0.56

Regulatory Enforcement

6.1 Effective regulatory enforcement	0.6
6.2 No improper influence	0.62
6.3 No unreasonable delay	0.45
6.4 Respect for due process	0.64
6.5 No expropriation w/out adequate compensation	0.67

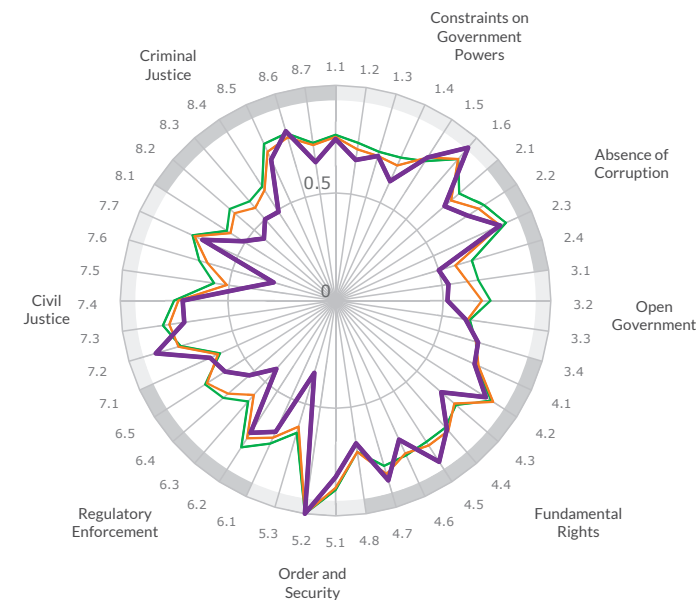
Civil Justice

7.1 Accessibility and affordability	0.51
7.2 No discrimination	0.77
7.3 No corruption	0.79
7.4 No improper gov. influence	0.73
7.5 No unreasonable delay	0.41
7.6 Effective enforcement	0.47
7.7 Impartial and effective ADRs	0.66

Criminal Justice

8.1 Effective investigations	0.69
8.2 Timely and effective adjudication	0.62
8.3 Effective correctional system	0.56
8.4 No discrimination	0.76
8.5 No corruption	0.72
8.6 No improper gov. influence	0.87
8.7 Due process of law	0.64

A smaller sub-factor bar represents a lower score (0.00 being lowest possible), and a larger bar represents a higher score (1.00 being highest possible).



Overall Score

0.66

Global Rank

26/99

Regional Rank

17/24

	Factor Trend	Factor Score	Global Rank	Regional Rank	Income Rank
Constraints on Government Powers	—	0.74	19/99	13/24	18/30
Absence of Corruption	—	0.69	26/99	15/24	23/30
Open Government	—	0.59	25/99	15/24	22/30
Fundamental Rights	—	0.76	17/99	15/24	17/30
Order and Security	—	0.72	58/99	24/24	29/30
Regulatory Enforcement	—	0.59	27/99	17/24	25/30
Civil Justice	—	0.62	23/99	15/24	22/30
Criminal Justice	—	0.59	26/99	18/24	25/30

— Portugal
 — Western Europe & North America
 — High income
 ▲ Trending up
 ▼ Trending down
 Low
Medium
High

Constraints on Government Powers

1.1 Limits by legislature	<div><div></div></div>	0.75
1.2 Limits by judiciary	<div><div></div></div>	0.66
1.3 Independent auditing	<div><div></div></div>	0.7
1.4 Sanctions for official misconduct	<div><div></div></div>	0.61
1.5 Non-governmental checks	<div><div></div></div>	0.79
1.6 Lawful transition of power	<div><div></div></div>	0.94

Absence of Corruption

2.1 No corruption in the executive branch	<div><div></div></div>	0.67
2.2 No corruption in the judiciary	<div><div></div></div>	0.73
2.3 No corruption in the police/military	<div><div></div></div>	0.84
2.4 No corruption in the legislature	<div><div></div></div>	0.5

Open Government

3.1 Accessible laws	<div><div></div></div>	0.53
3.2 Stable laws	<div><div></div></div>	0.52
3.3 Right to petition / participation	<div><div></div></div>	0.61
3.4 Right to information	<div><div></div></div>	0.69

Fundamental Rights

4.1 Equal treatment / no discrimination	<div><div></div></div>	0.71
4.2 Right to life and security	<div><div></div></div>	0.83
4.3 Due process of law	<div><div></div></div>	0.65
4.4 Freedom of expression	<div><div></div></div>	0.79
4.5 Freedom of religion	<div><div></div></div>	0.89
4.6 Right to privacy	<div><div></div></div>	0.71
4.7 Freedom of association	<div><div></div></div>	0.87
4.8 Labor rights	<div><div></div></div>	0.67

Order and Security

5.1 Absence of crime	<div><div></div></div>	0.82
5.2 Absence of civil conflict	<div><div></div></div>	1
5.3 Absence of violent redress	<div><div></div></div>	0.35

Regulatory Enforcement

6.1 Effective regulatory enforcement	<div><div></div></div>	0.67
6.2 No improper influence	<div><div></div></div>	0.73
6.3 No unreasonable delay	<div><div></div></div>	0.42
6.4 Respect for due process	<div><div></div></div>	0.53
6.5 No expropriation w/out adequate compensation	<div><div></div></div>	0.61

Civil Justice

7.1 Accessibility and affordability	<div><div></div></div>	0.64
7.2 No discrimination	<div><div></div></div>	0.87
7.3 No corruption	<div><div></div></div>	0.71
7.4 No improper gov. influence	<div><div></div></div>	0.71
7.5 No unreasonable delay	<div><div></div></div>	0.42
7.6 Effective enforcement	<div><div></div></div>	0.3
7.7 Impartial and effective ADRs	<div><div></div></div>	0.68

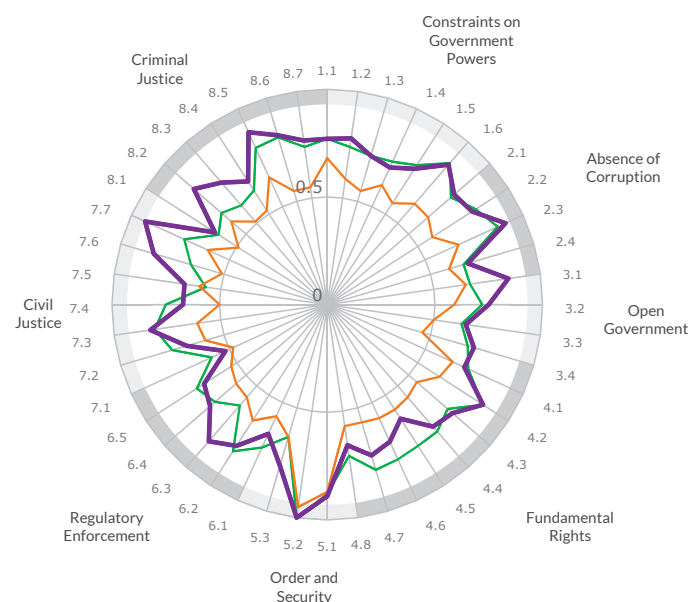
Criminal Justice









8.1 Effective investigations	<div><div></div></div>	0.51
8.2 Timely and effective adjudication	<div><div></div></div>	0.44
8.3 Effective correctional system	<div><div></div></div>	0.5
8.4 No discrimination	<div><div></div></div>	0.49
8.5 No corruption	<div><div></div></div>	0.72
8.6 No improper gov. influence	<div><div></div></div>	0.82
8.7 Due process of law	<div><div></div></div>	0.65

A smaller sub-factor bar represents a lower score (0.00 being lowest possible), and a larger bar represents a higher score (1.00 being highest possible).

Republic of Korea

Seoul, Busan, Incheon
Region: East Asia & Pacific | Income group: High income



Overall Score		Global Rank		Regional Rank		
0.77		14/99		5/15		
		Factor Trend	Factor Score	Global Rank	Regional Rank	Income Rank
	Constraints on Government Powers	▲	0.76	16/99	4/15	16/30
	Absence of Corruption	▲	0.79	16/99	6/15	16/30
	Open Government	—	0.74	13/99	5/15	13/30
	Fundamental Rights	—	0.73	23/99	4/15	22/30
	Order and Security	▲	0.89	7/99	4/15	6/30
	Regulatory Enforcement	▲	0.74	17/99	6/15	17/30
	Civil Justice	—	0.74	10/99	3/15	10/30
	Criminal Justice	—	0.76	8/99	2/15	8/30

— Republic of Korea
 — East Asia & Pacific
 — High income
 ▲ Trending up
 ▼ Trending down
 Low
 Medium
 High

Constraints on Government Powers

1.1 Limits by legislature		0.77
1.2 Limits by judiciary		0.78
1.3 Independent auditing		0.72
1.4 Sanctions for official misconduct		0.7
1.5 Non-governmental checks		0.75
1.6 Lawful transition of power		0.86

Absence of Corruption

2.1 No corruption in the executive branch		0.78
2.2 No corruption in the judiciary		0.8
2.3 No corruption in the police/military		0.91
2.4 No corruption in the legislature		0.68

Open Government

3.1 Accessible laws		0.85
3.2 Stable laws		0.75
3.3 Right to petition / participation		0.65
3.4 Right to information		0.71

Fundamental Rights

4.1 Equal treatment / no discrimination		0.7
4.2 Right to life and security		0.86
4.3 Due process of law		0.77
4.4 Freedom of expression		0.75
4.5 Freedom of religion		0.63
4.6 Right to privacy		0.7
4.7 Freedom of association		0.73
4.8 Labor rights		0.66

Order and Security

5.1 Absence of crime		0.89
5.2 Absence of civil conflict		1
5.3 Absence of violent redress		0.78

Regulatory Enforcement

6.1 Effective regulatory enforcement		0.66
6.2 No improper influence		0.78
6.3 No unreasonable delay		0.84
6.4 Respect for due process		0.72
6.5 No expropriation w/out adequate compensation		0.68

Civil Justice

7.1 Accessibility and affordability		0.52
7.2 No discrimination		0.68
7.3 No corruption		0.83
7.4 No improper gov. influence		0.67
7.5 No unreasonable delay		0.67
7.6 Effective enforcement		0.84
7.7 Impartial and effective ADRs		0.93

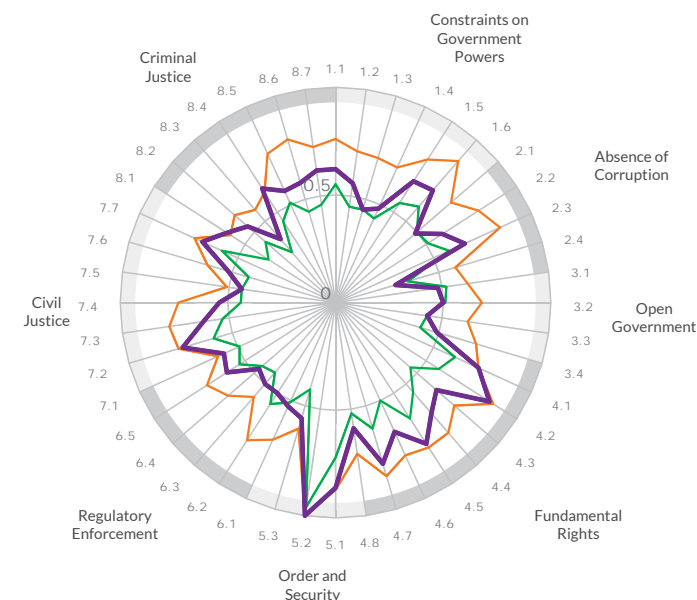
Criminal Justice








8.1 Effective investigations		0.62
8.2 Timely and effective adjudication		0.82
8.3 Effective correctional system		0.75
8.4 No discrimination		0.68
8.5 No corruption		0.88
8.6 No improper gov. influence		0.82
8.7 Due process of law		0.77

A smaller sub-factor bar represents a lower score (0.00 being lowest possible), and a larger bar represents a higher score (1.00 being highest possible).

Romania

Bucharest, Cluj-Napoca, Timisoara
Region: Western Europe & North America | Income group: Upper middle income



Overall Score		Global Rank		Regional Rank		
0.59		33/99		22/24		
		Factor Trend	Factor Score	Global Rank	Regional Rank	Income Rank
	Constraints on Government Powers	—	0.58	43/99	23/24	8/29
	Absence of Corruption	—	0.5	41/99	23/24	9/29
	Open Government	—	0.47	47/99	23/24	12/29
	Fundamental Rights	—	0.71	25/99	19/24	2/29
	Order and Security	▼	0.81	31/99	17/24	5/29
	Regulatory Enforcement	—	0.52	45/99	22/24	11/29
	Civil Justice	—	0.59	34/99	20/24	5/29
	Criminal Justice	—	0.56	29/99	20/24	3/29

— Romania — Western Europe & North America — Upper middle income ▲ Trending up ▼ Trending down Low Medium High

Constraints on Government Powers

1.1 Limits by legislature	0.62
1.2 Limits by judiciary	0.56
1.3 Independent auditing	0.45
1.4 Sanctions for official misconduct	0.48
1.5 Non-governmental checks	0.67
1.6 Lawful transition of power	0.69

Absence of Corruption

2.1 No corruption in the executive branch	0.49
2.2 No corruption in the judiciary	0.59
2.3 No corruption in the police/military	0.66
2.4 No corruption in the legislature	0.29

Open Government

3.1 Accessible laws	0.48
3.2 Stable laws	0.5
3.3 Right to petition / participation	0.43
3.4 Right to information	0.49

Fundamental Rights

4.1 Equal treatment / no discrimination	0.73
4.2 Right to life and security	0.85
4.3 Due process of law	0.62
4.4 Freedom of expression	0.68
4.5 Freedom of religion	0.78
4.6 Right to privacy	0.66
4.7 Freedom of association	0.78
4.8 Labor rights	0.59

Order and Security

5.1 Absence of crime	0.86
5.2 Absence of civil conflict	1
5.3 Absence of violent redress	0.56

Regulatory Enforcement

6.1 Effective regulatory enforcement	0.53
6.2 No improper influence	0.5
6.3 No unreasonable delay	0.5
6.4 Respect for due process	0.47
6.5 No expropriation w/out adequate compensation	0.6

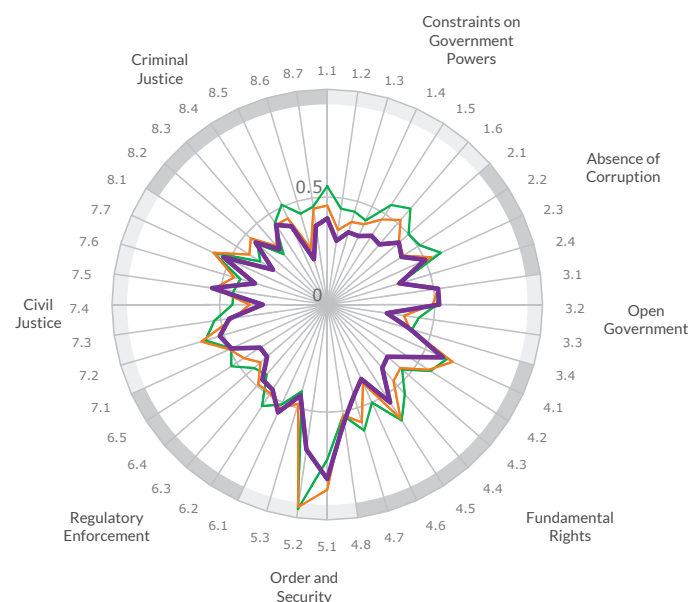
Civil Justice

7.1 Accessibility and affordability	0.57
7.2 No discrimination	0.74
7.3 No corruption	0.62
7.4 No improper gov. influence	0.54
7.5 No unreasonable delay	0.44
7.6 Effective enforcement	0.52
7.7 Impartial and effective ADRs	0.68

Criminal Justice

8.1 Effective investigations	0.6
8.2 Timely and effective adjudication	0.54
8.3 Effective correctional system	0.39
8.4 No discrimination	0.63
8.5 No corruption	0.57
8.6 No improper gov. influence	0.58
8.7 Due process of law	0.62

A smaller sub-factor bar represents a lower score (0.00 being lowest possible), and a larger bar represents a higher score (1.00 being highest possible).



Overall Score

0.45

Global Rank

80/99

Regional Rank

13/13

	Factor Trend	Factor Score	Global Rank	Regional Rank	Income Rank
Constraints on Government Powers	▲	0.36	89/99	10/13	24/29
Absence of Corruption	▲	0.42	66/99	7/13	23/29
Open Government	—	0.43	67/99	8/13	22/29
Fundamental Rights	—	0.46	79/99	11/13	24/29
Order and Security	▲	0.64	75/99	13/13	20/29
Regulatory Enforcement	—	0.44	67/99	10/13	25/29
Civil Justice	—	0.46	68/99	10/13	20/29
Criminal Justice	—	0.36	76/99	10/13	25/29

— Russia — Eastern Europe & Central Asia — Upper middle income

▲ Trending up ▼ Trending down Low Medium High

Constraints on Government Powers

1.1 Limits by legislature	0.4
1.2 Limits by judiciary	0.3
1.3 Independent auditing	0.35
1.4 Sanctions for official misconduct	0.35
1.5 Non-governmental checks	0.38
1.6 Lawful transition of power	0.37

Absence of Corruption

2.1 No corruption in the executive branch	0.44
2.2 No corruption in the judiciary	0.41
2.3 No corruption in the police/military	0.5
2.4 No corruption in the legislature	0.35

Open Government

3.1 Accessible laws	0.52
3.2 Stable laws	0.52
3.3 Right to petition / participation	0.28
3.4 Right to information	0.4

Fundamental Rights

4.1 Equal treatment / no discrimination	0.59
4.2 Right to life and security	0.45
4.3 Due process of law	0.37
4.4 Freedom of expression	0.39
4.5 Freedom of religion	0.54
4.6 Right to privacy	0.38
4.7 Freedom of association	0.44
4.8 Labor rights	0.55

Order and Security

5.1 Absence of crime	0.81
5.2 Absence of civil conflict	0.68
5.3 Absence of violent redress	0.44

Regulatory Enforcement

6.1 Effective regulatory enforcement	0.55
6.2 No improper influence	0.47
6.3 No unreasonable delay	0.46
6.4 Respect for due process	0.37
6.5 No expropriation w/out adequate compensation	0.37

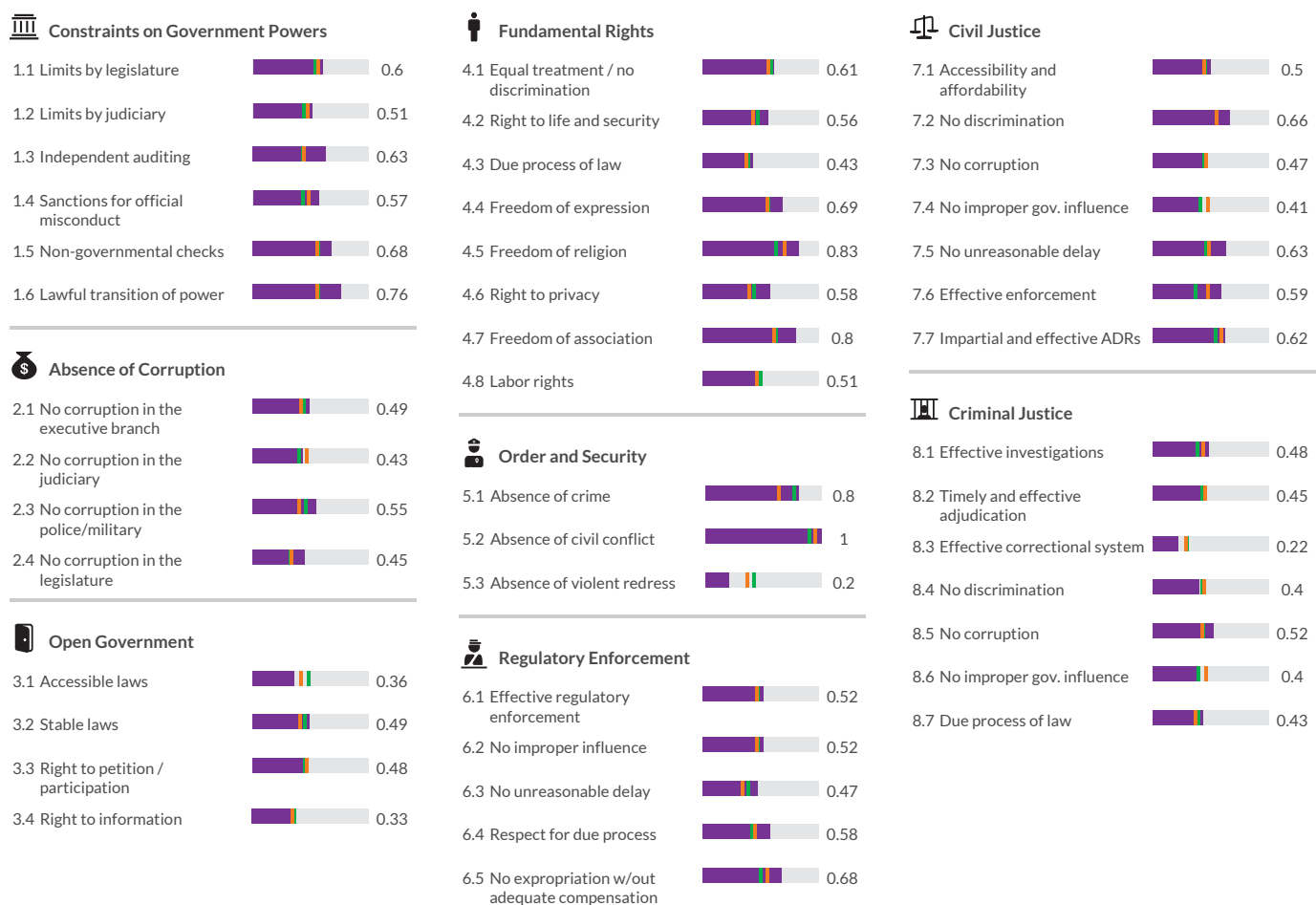
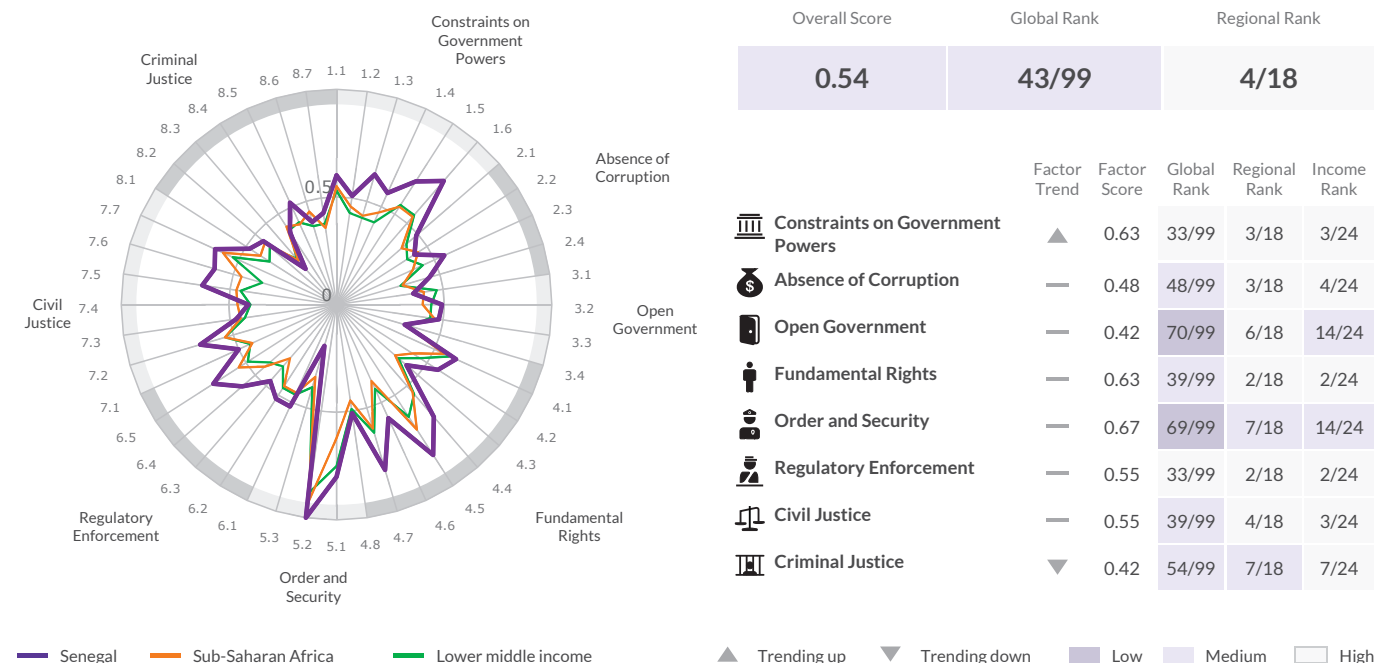
Civil Justice

7.1 Accessibility and affordability	0.49
7.2 No discrimination	0.52
7.3 No corruption	0.46
7.4 No improper gov. influence	0.3
7.5 No unreasonable delay	0.54
7.6 Effective enforcement	0.35
7.7 Impartial and effective ADRs	0.53

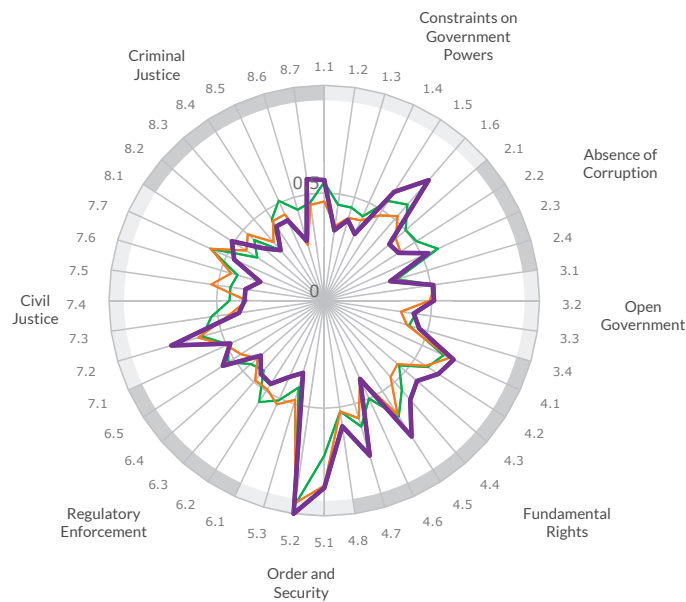
Criminal Justice

8.1 Effective investigations	0.3
8.2 Timely and effective adjudication	0.44
8.3 Effective correctional system	0.34
8.4 No discrimination	0.44
8.5 No corruption	0.4
8.6 No improper gov. influence	0.22
8.7 Due process of law	0.37

A smaller sub-factor bar represents a lower score (0.00 being lowest possible), and a larger bar represents a higher score (1.00 being highest possible).



A smaller sub-factor bar represents a lower score (0.00 being lowest possible), and a larger bar represents a higher score (1.00 being highest possible).



Overall Score

0.51

Global Rank

54/99

Regional Rank

5/13

	Factor Trend	Factor Score	Global Rank	Regional Rank	Income Rank
Constraints on Government Powers	—	0.49	65/99	4/13	18/29
Absence of Corruption	—	0.41	67/99	8/13	24/29
Open Government	—	0.47	48/99	4/13	13/29
Fundamental Rights	—	0.62	40/99	3/13	9/29
Order and Security	—	0.74	51/99	9/13	14/29
Regulatory Enforcement	—	0.45	65/99	9/13	23/29
Civil Justice	—	0.45	71/99	11/13	23/29
Criminal Justice	—	0.41	58/99	5/13	16/29

— Serbia — Eastern Europe & Central Asia — Upper middle income

▲ Trending up ▼ Trending down Low Medium High

Constraints on Government Powers

1.1 Limits by legislature	0.56
1.2 Limits by judiciary	0.33
1.3 Independent auditing	0.39
1.4 Sanctions for official misconduct	0.34
1.5 Non-governmental checks	0.6
1.6 Lawful transition of power	0.74

Absence of Corruption

2.1 No corruption in the executive branch	0.4
2.2 No corruption in the judiciary	0.41
2.3 No corruption in the police/military	0.53
2.4 No corruption in the legislature	0.32

Open Government

3.1 Accessible laws	0.51
3.2 Stable laws	0.51
3.3 Right to petition / participation	0.42
3.4 Right to information	0.46

Fundamental Rights

4.1 Equal treatment / no discrimination	0.66
4.2 Right to life and security	0.63
4.3 Due process of law	0.57
4.4 Freedom of expression	0.61
4.5 Freedom of religion	0.75
4.6 Right to privacy	0.4
4.7 Freedom of association	0.75
4.8 Labor rights	0.59

Order and Security

5.1 Absence of crime	0.87
5.2 Absence of civil conflict	1
5.3 Absence of violent redress	0.35

Regulatory Enforcement

6.1 Effective regulatory enforcement	0.39
6.2 No improper influence	0.46
6.3 No unreasonable delay	0.45
6.4 Respect for due process	0.39
6.5 No expropriation w/out adequate compensation	0.56

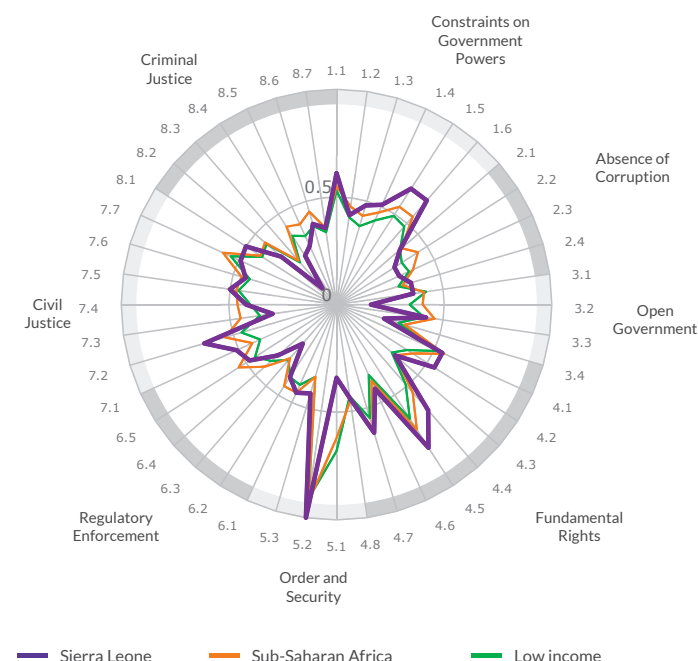
Civil Justice

7.1 Accessibility and affordability	0.48
7.2 No discrimination	0.74
7.3 No corruption	0.4
7.4 No improper gov. influence	0.37
7.5 No unreasonable delay	0.37
7.6 Effective enforcement	0.31
7.7 Impartial and effective ADRs	0.46

Criminal Justice

8.1 Effective investigations	0.51
8.2 Timely and effective adjudication	0.37
8.3 Effective correctional system	0.31
8.4 No discrimination	0.41
8.5 No corruption	0.41
8.6 No improper gov. influence	0.29
8.7 Due process of law	0.57

A smaller sub-factor bar represents a lower score (0.00 being lowest possible), and a larger bar represents a higher score (1.00 being highest possible).



	Overall Score	Global Rank	Regional Rank	Income Rank
	0.44	84/99	11/18	
Constraints on Government Powers	0.55	50/99	5/18	2/16
Absence of Corruption	0.35	82/99	11/18	8/16
Open Government	0.29	98/99	17/18	15/16
Fundamental Rights	0.55	59/99	8/18	5/16
Order and Security	0.59	88/99	15/18	13/16
Regulatory Enforcement	0.39	87/99	13/18	9/16
Civil Justice	0.47	63/99	11/18	5/16
Criminal Justice	0.32	88/99	16/18	13/16

Constraints on Government Powers

1.1 Limits by legislature	0.61
1.2 Limits by judiciary	0.42
1.3 Independent auditing	0.48
1.4 Sanctions for official misconduct	0.51
1.5 Non-governmental checks	0.64
1.6 Lawful transition of power	0.64

Absence of Corruption

2.1 No corruption in the executive branch	0.39
2.2 No corruption in the judiciary	0.32
2.3 No corruption in the police/military	0.32
2.4 No corruption in the legislature	0.36

Open Government

3.1 Accessible laws	0.36
3.2 Stable laws	0.16
3.3 Right to petition / participation	0.42
3.4 Right to information	0.23

Fundamental Rights

4.1 Equal treatment / no discrimination	0.54
4.2 Right to life and security	0.54
4.3 Due process of law	0.36
4.4 Freedom of expression	0.65
4.5 Freedom of religion	0.79
4.6 Right to privacy	0.43
4.7 Freedom of association	0.62
4.8 Labor rights	0.44

Order and Security

5.1 Absence of crime	0.34
5.2 Absence of civil conflict	1
5.3 Absence of violent redress	0.43

Regulatory Enforcement

6.1 Effective regulatory enforcement	0.45
6.2 No improper influence	0.4
6.3 No unreasonable delay	0.24
6.4 Respect for due process	0.36
6.5 No expropriation w/out adequate compensation	0.48

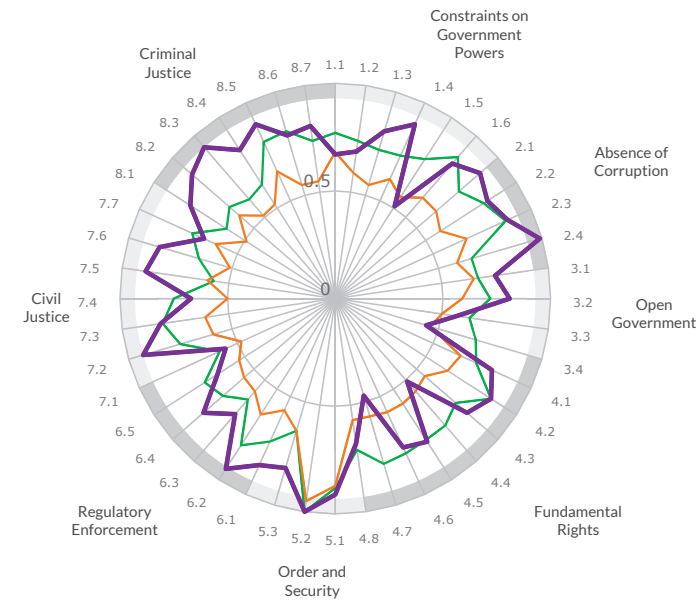
Civil Justice









7.1 Accessibility and affordability	0.51
7.2 No discrimination	0.64
7.3 No corruption	0.3
7.4 No improper gov. influence	0.42
7.5 No unreasonable delay	0.5
7.6 Effective enforcement	0.44
7.7 Impartial and effective ADRs	0.49

Criminal Justice

8.1 Effective investigations	0.5
8.2 Timely and effective adjudication	0.34
8.3 Effective correctional system	0.1
8.4 No discrimination	0.27
8.5 No corruption	0.3
8.6 No improper gov. influence	0.39
8.7 Due process of law	0.36

A smaller sub-factor bar represents a lower score (0.00 being lowest possible), and a larger bar represents a higher score (1.00 being highest possible).



Overall Score		Global Rank		Regional Rank		
0.79		10/99		3/15		
		Factor Trend	Factor Score	Global Rank	Regional Rank	Income Rank
	Constraints on Government Powers	—	0.73	21/99	5/15	20/30
	Absence of Corruption	—	0.9	5/99	2/15	5/30
	Open Government	—	0.64	21/99	6/15	20/30
	Fundamental Rights	—	0.71	26/99	5/15	24/30
	Order and Security	—	0.91	2/99	2/15	2/30
	Regulatory Enforcement	—	0.79	8/99	3/15	8/30
	Civil Justice	—	0.77	6/99	1/15	6/30
	Criminal Justice	—	0.85	2/99	1/15	2/30

Singapore
 East Asia & Pacific
 High income
 Trending up
 Trending down
 Low
 Medium
 High

Constraints on Government Powers

1.1 Limits by legislature		0.67
1.2 Limits by judiciary		0.69
1.3 Independent auditing		0.81
1.4 Sanctions for official misconduct		0.89
1.5 Non-governmental checks		0.51
1.6 Lawful transition of power		0.83

Absence of Corruption

2.1 No corruption in the executive branch		0.89
2.2 No corruption in the judiciary		0.84
2.3 No corruption in the police/military		0.88
2.4 No corruption in the legislature		0.99

Open Government

3.1 Accessible laws		0.75
3.2 Stable laws		0.81
3.3 Right to petition / participation		0.57
3.4 Right to information		0.44

Fundamental Rights

4.1 Equal treatment / no discrimination		0.8
4.2 Right to life and security		0.86
4.3 Due process of law		0.81
4.4 Freedom of expression		0.51
4.5 Freedom of religion		0.79
4.6 Right to privacy		0.76
4.7 Freedom of association		0.47
4.8 Labor rights		0.68

Order and Security

5.1 Absence of crime		0.91
5.2 Absence of civil conflict		1
5.3 Absence of violent redress		0.82

Regulatory Enforcement

6.1 Effective regulatory enforcement		0.85
6.2 No improper influence		0.94
6.3 No unreasonable delay		0.71
6.4 Respect for due process		0.81
6.5 No expropriation w/out adequate compensation		0.65

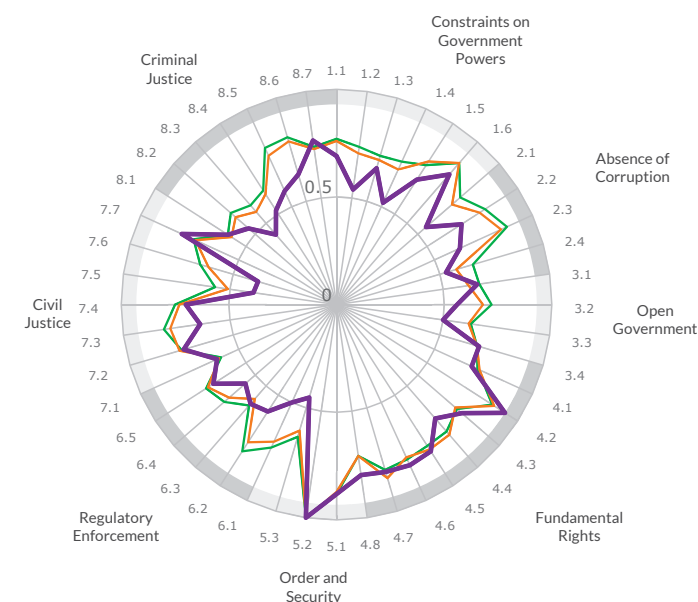
Civil Justice

7.1 Accessibility and affordability		0.56
7.2 No discrimination		0.93
7.3 No corruption		0.82
7.4 No improper gov. influence		0.67
7.5 No unreasonable delay		0.89
7.6 Effective enforcement		0.85
7.7 Impartial and effective ADRs		0.67

Criminal Justice

8.1 Effective investigations		0.8
8.2 Timely and effective adjudication		0.88
8.3 Effective correctional system		0.93
8.4 No discrimination		0.82
8.5 No corruption		0.89
8.6 No improper gov. influence		0.79
8.7 Due process of law		0.81

A smaller sub-factor bar represents a lower score (0.00 being lowest possible), and a larger bar represents a higher score (1.00 being highest possible).



Overall Score

0.65

Global Rank

28/99

Regional Rank

18/24

	Factor Trend	Factor Score	Global Rank	Regional Rank	Income Rank
Constraints on Government Powers	—	0.65	30/99	20/24	27/30
Absence of Corruption	—	0.6	32/99	20/24	28/30
Open Government	—	0.6	23/99	14/24	21/30
Fundamental Rights	—	0.79	13/99	11/24	13/30
Order and Security	—	0.78	37/99	20/24	25/30
Regulatory Enforcement	—	0.59	28/99	18/24	26/30
Civil Justice	—	0.61	29/99	19/24	26/30
Criminal Justice	—	0.58	27/99	19/24	26/30

— Slovenia
 — Western Europe & North America
 — High income
 ▲ Trending up
 ▼ Trending down
 Low
 Medium
 High

Constraints on Government Powers

1.1 Limits by legislature		0.69
1.2 Limits by judiciary		0.54
1.3 Independent auditing		0.66
1.4 Sanctions for official misconduct		0.52
1.5 Non-governmental checks		0.69
1.6 Lawful transition of power		0.8

Absence of Corruption

2.1 No corruption in the executive branch		0.55
2.2 No corruption in the judiciary		0.69
2.3 No corruption in the police/military		0.63
2.4 No corruption in the legislature		0.53

Open Government

3.1 Accessible laws		0.66
3.2 Stable laws		0.56
3.3 Right to petition / participation		0.5
3.4 Right to information		0.69

Fundamental Rights

4.1 Equal treatment / no discrimination		0.69
4.2 Right to life and security		0.93
4.3 Due process of law		0.77
4.4 Freedom of expression		0.7
4.5 Freedom of religion		0.81
4.6 Right to privacy		0.82
4.7 Freedom of association		0.81
4.8 Labor rights		0.8

Order and Security

5.1 Absence of crime		0.88
5.2 Absence of civil conflict		1
5.3 Absence of violent redress		0.45

Regulatory Enforcement

6.1 Effective regulatory enforcement		0.5
6.2 No improper influence		0.59
6.3 No unreasonable delay		0.61
6.4 Respect for due process		0.56
6.5 No expropriation w/out adequate compensation		0.68

Civil Justice

7.1 Accessibility and affordability		0.61
7.2 No discrimination		0.74
7.3 No corruption		0.64
7.4 No improper gov. influence		0.7
7.5 No unreasonable delay		0.39
7.6 Effective enforcement		0.38
7.7 Impartial and effective ADRs		0.79

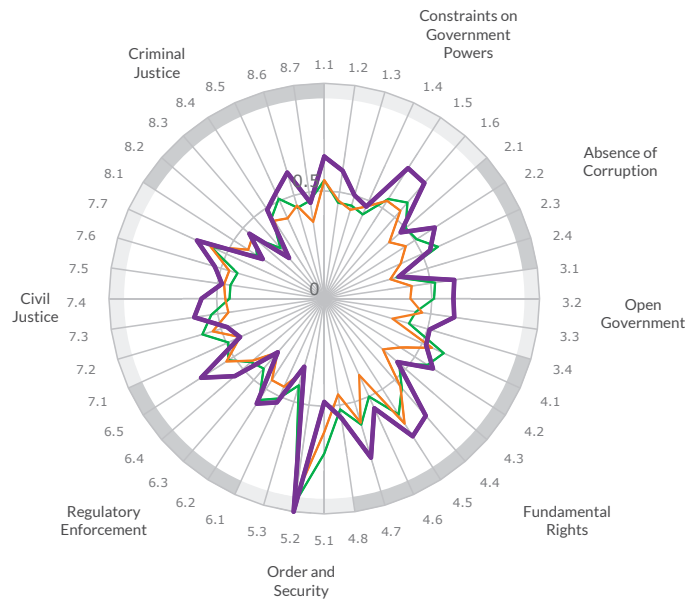
Criminal Justice






8.1 Effective investigations		0.6
8.2 Timely and effective adjudication		0.54
8.3 Effective correctional system		0.43
8.4 No discrimination		0.52
8.5 No corruption		0.58
8.6 No improper gov. influence		0.63
8.7 Due process of law		0.77

A smaller sub-factor bar represents a lower score (0.00 being lowest possible), and a larger bar represents a higher score (1.00 being highest possible).

South Africa

Johannesburg, Cape Town, Durban
Region: Sub-Saharan Africa | Income group: Upper middle income



Overall Score		Global Rank		Regional Rank		
0.55		40/99		3/18		
		Factor Trend	Factor Score	Global Rank	Regional Rank	Income Rank
	Constraints on Government Powers	—	0.61	37/99	4/18	5/29
	Absence of Corruption	—	0.49	46/99	2/18	13/29
	Open Government	—	0.58	26/99	2/18	4/29
	Fundamental Rights	—	0.62	41/99	3/18	10/29
	Order and Security	—	0.6	86/99	14/18	24/29
	Regulatory Enforcement	—	0.53	40/99	4/18	7/29
	Civil Justice	—	0.53	44/99	6/18	11/29
	Criminal Justice	—	0.45	47/99	5/18	10/29

— South Africa — Sub-Saharan Africa — Upper middle income

▲ Trending up ▼ Trending down Low Medium High

Constraints on Government Powers

1.1 Limits by legislature	0.66
1.2 Limits by judiciary	0.6
1.3 Independent auditing	0.5
1.4 Sanctions for official misconduct	0.47
1.5 Non-governmental checks	0.72
1.6 Lawful transition of power	0.71

Absence of Corruption

2.1 No corruption in the executive branch	0.47
2.2 No corruption in the judiciary	0.61
2.3 No corruption in the police/military	0.54
2.4 No corruption in the legislature	0.36

Open Government

3.1 Accessible laws	0.61
3.2 Stable laws	0.6
3.3 Right to petition / participation	0.61
3.4 Right to information	0.51

Fundamental Rights

4.1 Equal treatment / no discrimination	0.52
4.2 Right to life and security	0.6
4.3 Due process of law	0.45
4.4 Freedom of expression	0.72
4.5 Freedom of religion	0.76
4.6 Right to privacy	0.56
4.7 Freedom of association	0.77
4.8 Labor rights	0.56

Order and Security

5.1 Absence of crime	0.48
5.2 Absence of civil conflict	1
5.3 Absence of violent redress	0.33

Regulatory Enforcement

6.1 Effective regulatory enforcement	0.53
6.2 No improper influence	0.58
6.3 No unreasonable delay	0.33
6.4 Respect for due process	0.55
6.5 No expropriation w/out adequate compensation	0.68

Civil Justice

7.1 Accessibility and affordability	0.43
7.2 No discrimination	0.47
7.3 No corruption	0.61
7.4 No improper gov. influence	0.57
7.5 No unreasonable delay	0.48
7.6 Effective enforcement	0.53
7.7 Impartial and effective ADRs	0.65

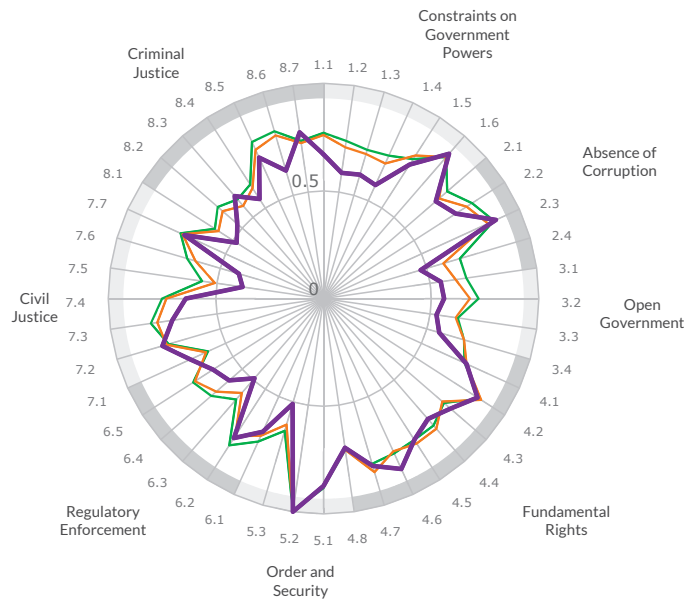
Criminal Justice

8.1 Effective investigations	0.34
8.2 Timely and effective adjudication	0.46
8.3 Effective correctional system	0.25
8.4 No discrimination	0.49
8.5 No corruption	0.54
8.6 No improper gov. influence	0.61
8.7 Due process of law	0.45

A smaller sub-factor bar represents a lower score (0.00 being lowest possible), and a larger bar represents a higher score (1.00 being highest possible).

Complete country profile available at: <http://data.worldjusticeproject.org>

RULE OF LAW INDEX



Overall Score

0.67

Global Rank

24/99

Regional Rank

16/24

	Factor Trend	Factor Score	Global Rank	Regional Rank	Income Rank
Constraints on Government Powers	▼	0.68	28/99	18/24	25/30
Absence of Corruption	▼	0.69	25/99	14/24	22/30
Open Government	—	0.55	28/99	17/24	24/30
Fundamental Rights	▼	0.78	14/99	12/24	14/30
Order and Security	—	0.79	34/99	18/24	24/30
Regulatory Enforcement	▼	0.63	25/99	15/24	23/30
Civil Justice	—	0.62	24/99	16/24	23/30
Criminal Justice	▼	0.61	25/99	17/24	24/30

▲ Trending up ▼ Trending down Low Medium High

Constraints on Government Powers

1.1 Limits by legislature	0.67
1.2 Limits by judiciary	0.59
1.3 Independent auditing	0.6
1.4 Sanctions for official misconduct	0.58
1.5 Non-governmental checks	0.74
1.6 Lawful transition of power	0.89

Absence of Corruption

2.1 No corruption in the executive branch	0.69
2.2 No corruption in the judiciary	0.73
2.3 No corruption in the police/military	0.88
2.4 No corruption in the legislature	0.47

Open Government

3.1 Accessible laws	0.55
3.2 Stable laws	0.56
3.3 Right to petition / participation	0.53
3.4 Right to information	0.56

Fundamental Rights

4.1 Equal treatment / no discrimination	0.73
4.2 Right to life and security	0.85
4.3 Due process of law	0.78
4.4 Freedom of expression	0.74
4.5 Freedom of religion	0.78
4.6 Right to privacy	0.87
4.7 Freedom of association	0.81
4.8 Labor rights	0.7

Order and Security

5.1 Absence of crime	0.87
5.2 Absence of civil conflict	1
5.3 Absence of violent redress	0.51

Regulatory Enforcement

6.1 Effective regulatory enforcement	0.68
6.2 No improper influence	0.77
6.3 No unreasonable delay	0.49
6.4 Respect for due process	0.58
6.5 No expropriation w/out adequate compensation	0.61

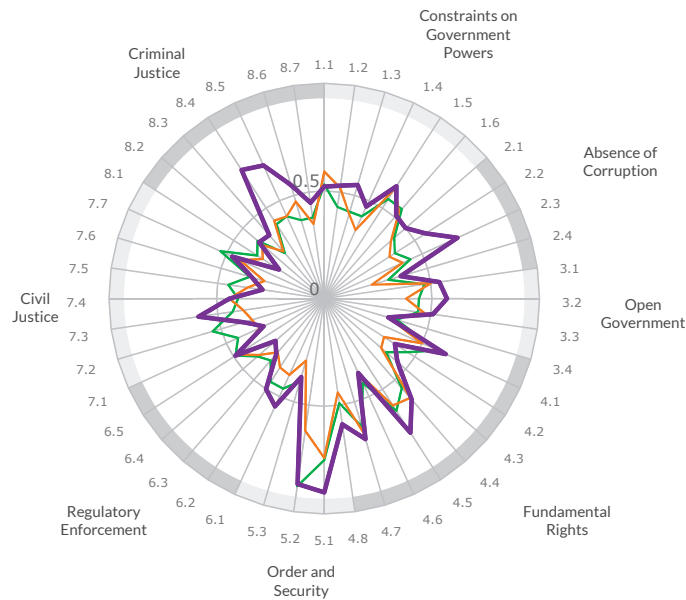
Civil Justice

7.1 Accessibility and affordability	0.68
7.2 No discrimination	0.78
7.3 No corruption	0.71
7.4 No improper gov. influence	0.64
7.5 No unreasonable delay	0.38
7.6 Effective enforcement	0.41
7.7 Impartial and effective ADRs	0.71

Criminal Justice

8.1 Effective investigations	0.48
8.2 Timely and effective adjudication	0.53
8.3 Effective correctional system	0.63
8.4 No discrimination	0.55
8.5 No corruption	0.72
8.6 No improper gov. influence	0.62
8.7 Due process of law	0.78

A smaller sub-factor bar represents a lower score (0.00 being lowest possible), and a larger bar represents a higher score (1.00 being highest possible).



Overall Score

0.52

Global Rank

48/99

Regional Rank

1/6

	Factor Trend	Factor Score	Global Rank	Regional Rank	Income Rank
Constraints on Government Powers	—	0.53	54/99	3/6	8/24
Absence of Corruption	—	0.53	39/99	1/6	2/24
Open Government	—	0.48	41/99	2/6	4/24
Fundamental Rights	—	0.56	56/99	2/6	8/24
Order and Security	▲	0.72	59/99	2/6	12/24
Regulatory Enforcement	—	0.44	69/99	2/6	11/24
Civil Justice	—	0.41	80/99	2/6	15/24
Criminal Justice	▼	0.49	38/99	1/6	2/24

— Sri Lanka — South Asia — Lower middle income

▲ Trending up ▼ Trending down Low Medium High

Constraints on Government Powers

1.1 Limits by legislature	0.52
1.2 Limits by judiciary	0.53
1.3 Independent auditing	0.55
1.4 Sanctions for official misconduct	0.47
1.5 Non-governmental checks	0.62
1.6 Lawful transition of power	0.51

Absence of Corruption

2.1 No corruption in the executive branch	0.5
2.2 No corruption in the judiciary	0.56
2.3 No corruption in the police/military	0.68
2.4 No corruption in the legislature	0.37

Open Government

3.1 Accessible laws	0.54
3.2 Stable laws	0.57
3.3 Right to petition / participation	0.51
3.4 Right to information	0.31

Fundamental Rights

4.1 Equal treatment / no discrimination	0.62
4.2 Right to life and security	0.39
4.3 Due process of law	0.45
4.4 Freedom of expression	0.62
4.5 Freedom of religion	0.74
4.6 Right to privacy	0.38
4.7 Freedom of association	0.68
4.8 Labor rights	0.59

Order and Security

5.1 Absence of crime	0.9
5.2 Absence of civil conflict	0.87
5.3 Absence of violent redress	0.38

Regulatory Enforcement

6.1 Effective regulatory enforcement	0.55
6.2 No improper influence	0.5
6.3 No unreasonable delay	0.34
6.4 Respect for due process	0.3
6.5 No expropriation w/out adequate compensation	0.49

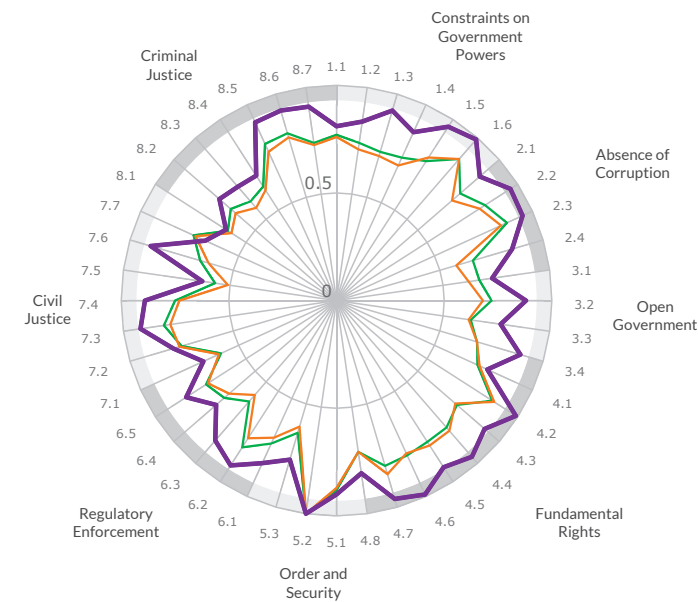
Civil Justice

7.1 Accessibility and affordability	0.31
7.2 No discrimination	0.39
7.3 No corruption	0.59
7.4 No improper gov. influence	0.44
7.5 No unreasonable delay	0.29
7.6 Effective enforcement	0.35
7.7 Impartial and effective ADRs	0.47

Criminal Justice

8.1 Effective investigations	0.25
8.2 Timely and effective adjudication	0.4
8.3 Effective correctional system	0.39
8.4 No discrimination	0.71
8.5 No corruption	0.68
8.6 No improper gov. influence	0.55
8.7 Due process of law	0.45

A smaller sub-factor bar represents a lower score (0.00 being lowest possible), and a larger bar represents a higher score (1.00 being highest possible).



Sweden Western Europe & North America High income ▲ Trending up ▼ Trending down Low Medium High

Overall Score

0.85

Global Rank

3/99

Regional Rank

3/24

	Factor Trend	Factor Score	Global Rank	Regional Rank	Income Rank
Constraints on Government Powers	—	0.9	3/99	3/24	3/30
Absence of Corruption	—	0.91	4/99	3/24	4/30
Open Government	—	0.82	4/99	3/24	4/30
Fundamental Rights	—	0.91	1/99	1/24	1/30
Order and Security	—	0.89	6/99	2/24	5/30
Regulatory Enforcement	—	0.83	3/99	3/24	3/30
Civil Justice	—	0.78	5/99	5/24	5/30
Criminal Justice	—	0.78	6/99	5/24	6/30

Constraints on Government Powers

1.1 Limits by legislature	0.81
1.2 Limits by judiciary	0.84
1.3 Independent auditing	0.92
1.4 Sanctions for official misconduct	0.86
1.5 Non-governmental checks	0.96
1.6 Lawful transition of power	0.99

Absence of Corruption

2.1 No corruption in the executive branch	0.88
2.2 No corruption in the judiciary	0.96
2.3 No corruption in the police/military	0.95
2.4 No corruption in the legislature	0.85

Open Government

3.1 Accessible laws	0.73
3.2 Stable laws	0.88
3.3 Right to petition / participation	0.77
3.4 Right to information	0.89

Fundamental Rights

4.1 Equal treatment / no discrimination	0.77
4.2 Right to life and security	0.99
4.3 Due process of law	0.91
4.4 Freedom of expression	0.96
4.5 Freedom of religion	0.92
4.6 Right to privacy	0.99
4.7 Freedom of association	0.96
4.8 Labor rights	0.81

Order and Security

5.1 Absence of crime	0.9
5.2 Absence of civil conflict	1
5.3 Absence of violent redress	0.77

Regulatory Enforcement

6.1 Effective regulatory enforcement	0.83
6.2 No improper influence	0.91
6.3 No unreasonable delay	0.86
6.4 Respect for due process	0.74
6.5 No expropriation w/out adequate compensation	0.83

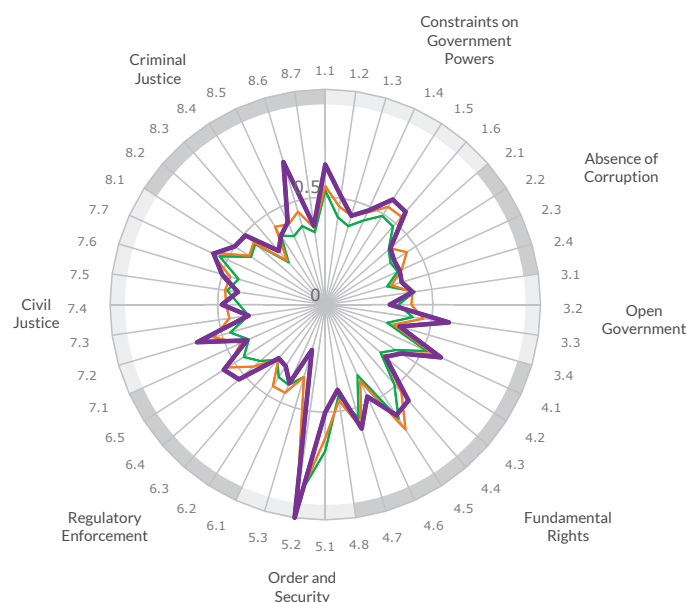
Civil Justice

7.1 Accessibility and affordability	0.68
7.2 No discrimination	0.79
7.3 No corruption	0.92
7.4 No improper gov. influence	0.89
7.5 No unreasonable delay	0.63
7.6 Effective enforcement	0.9
7.7 Impartial and effective ADRs	0.67

Criminal Justice

8.1 Effective investigations	0.61
8.2 Timely and effective adjudication	0.72
8.3 Effective correctional system	0.7
8.4 No discrimination	0.69
8.5 No corruption	0.91
8.6 No improper gov. influence	0.92
8.7 Due process of law	0.91

A smaller sub-factor bar represents a lower score (0.00 being lowest possible), and a larger bar represents a higher score (1.00 being highest possible).



Overall Score

0.47

Global Rank

69/99

Regional Rank

7/18

	Factor Trend	Factor Score	Global Rank	Regional Rank	Income Rank
Constraints on Government Powers	—	0.54	52/99	6/18	3/16
Absence of Corruption	—	0.38	74/99	10/18	7/16
Open Government	—	0.41	72/99	8/18	5/16
Fundamental Rights	—	0.51	70/99	9/18	7/16
Order and Security	—	0.57	90/99	16/18	14/16
Regulatory Enforcement	—	0.43	74/99	8/18	5/16
Civil Justice	—	0.48	61/99	10/18	4/16
Criminal Justice	—	0.46	44/99	3/18	2/16

Tanzania

Sub-Saharan Africa

Low income

▲ Trending up

▼ Trending down

Low

Medium

High

Constraints on Government Powers

1.1 Limits by legislature	0.65
1.2 Limits by judiciary	0.51
1.3 Independent auditing	0.43
1.4 Sanctions for official misconduct	0.48
1.5 Non-governmental checks	0.58
1.6 Lawful transition of power	0.57

Absence of Corruption

2.1 No corruption in the executive branch	0.4
2.2 No corruption in the judiciary	0.38
2.3 No corruption in the police/military	0.38
2.4 No corruption in the legislature	0.37

Open Government

3.1 Accessible laws	0.41
3.2 Stable laws	0.3
3.3 Right to petition / participation	0.58
3.4 Right to information	0.36

Fundamental Rights

4.1 Equal treatment / no discrimination	0.59
4.2 Right to life and security	0.42
4.3 Due process of law	0.37
4.4 Freedom of expression	0.59
4.5 Freedom of religion	0.61
4.6 Right to privacy	0.47
4.7 Freedom of association	0.6
4.8 Labor rights	0.4

Order and Security

5.1 Absence of crime	0.5
5.2 Absence of civil conflict	1
5.3 Absence of violent redress	0.22

Regulatory Enforcement

6.1 Effective regulatory enforcement	0.4
6.2 No improper influence	0.34
6.3 No unreasonable delay	0.33
6.4 Respect for due process	0.53
6.5 No expropriation w/out adequate compensation	0.56

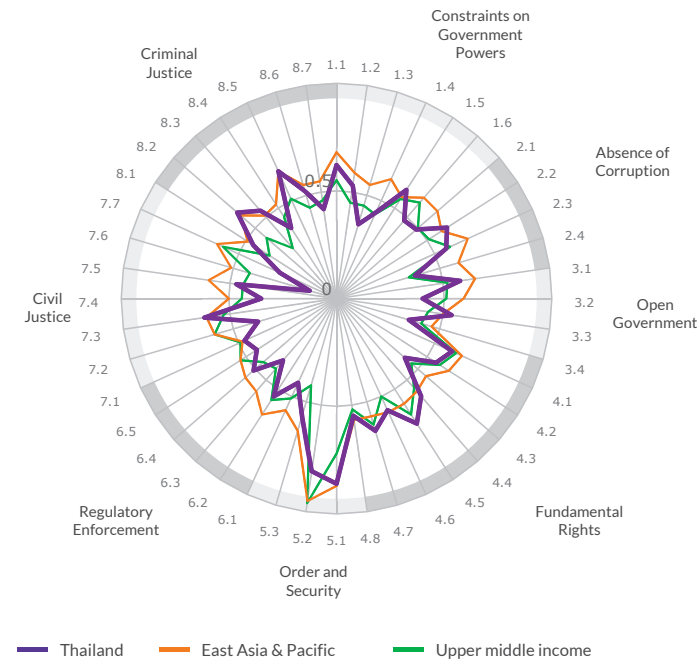
Civil Justice

7.1 Accessibility and affordability	0.4
7.2 No discrimination	0.62
7.3 No corruption	0.36
7.4 No improper gov. influence	0.48
7.5 No unreasonable delay	0.41
7.6 Effective enforcement	0.5
7.7 Impartial and effective ADRs	0.57

Criminal Justice

8.1 Effective investigations	0.5
8.2 Timely and effective adjudication	0.49
8.3 Effective correctional system	0.33
8.4 No discrimination	0.38
8.5 No corruption	0.42
8.6 No improper gov. influence	0.69
8.7 Due process of law	0.37

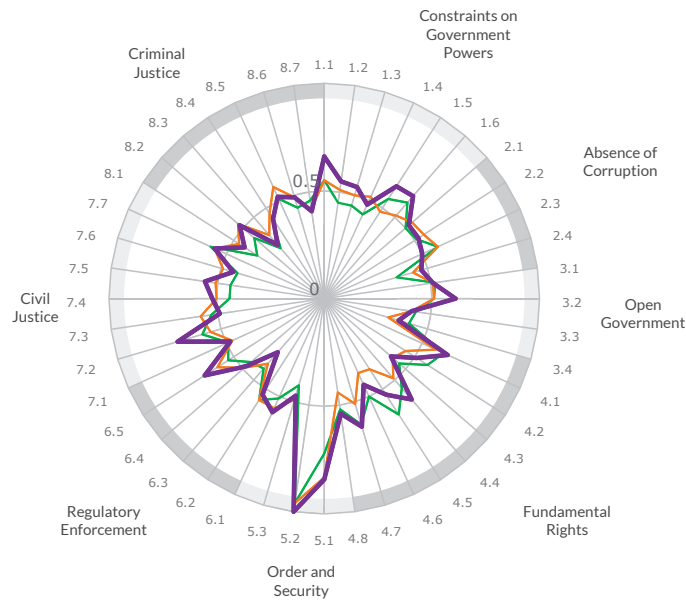
A smaller sub-factor bar represents a lower score (0.00 being lowest possible), and a larger bar represents a higher score (1.00 being highest possible).



	Overall Score	Global Rank	Regional Rank	Income Rank
	0.52	47/99	9/15	
Constraints on Government Powers	▼ 0.5	63/99	11/15	16/29
Absence of Corruption	▲ 0.51	40/99	8/15	8/29
Open Government	— 0.47	50/99	9/15	15/29
Fundamental Rights	— 0.58	52/99	8/15	15/29
Order and Security	▲ 0.75	48/99	12/15	13/29
Regulatory Enforcement	▼ 0.46	62/99	10/15	21/29
Civil Justice	— 0.39	89/99	14/15	28/29
Criminal Justice	— 0.51	35/99	8/15	7/29

Constraints on Government Powers <ul style="list-style-type: none"> 1.1 Limits by legislature 0.62 1.2 Limits by judiciary 0.53 1.3 Independent auditing 0.36 1.4 Sanctions for official misconduct 0.44 1.5 Non-governmental checks 0.6 1.6 Lawful transition of power 0.48 	Fundamental Rights <ul style="list-style-type: none"> 4.1 Equal treatment / no discrimination 0.59 4.2 Right to life and security 0.55 4.3 Due process of law 0.42 4.4 Freedom of expression 0.6 4.5 Freedom of religion 0.69 4.6 Right to privacy 0.57 4.7 Freedom of association 0.64 4.8 Labor rights 0.55 	Civil Justice <ul style="list-style-type: none"> 7.1 Accessibility and affordability 0.47 7.2 No discrimination 0.38 7.3 No corruption 0.62 7.4 No improper gov. influence 0.35 7.5 No unreasonable delay 0.47 7.6 Effective enforcement 0.13 7.7 Impartial and effective ADRs 0.29
Absence of Corruption <ul style="list-style-type: none"> 2.1 No corruption in the executive branch 0.49 2.2 No corruption in the judiciary 0.61 2.3 No corruption in the police/military 0.56 2.4 No corruption in the legislature 0.38 	Order and Security <ul style="list-style-type: none"> 5.1 Absence of crime 0.86 5.2 Absence of civil conflict 0.81 5.3 Absence of violent redress 0.57 	Criminal Justice <ul style="list-style-type: none"> 8.1 Effective investigations 0.46 8.2 Timely and effective adjudication 0.61 8.3 Effective correctional system 0.54 8.4 No discrimination 0.39 8.5 No corruption 0.65 8.6 No improper gov. influence 0.52 8.7 Due process of law 0.42
Open Government <ul style="list-style-type: none"> 3.1 Accessible laws 0.58 3.2 Stable laws 0.4 3.3 Right to petition / participation 0.54 3.4 Right to information 0.35 	Regulatory Enforcement <ul style="list-style-type: none"> 6.1 Effective regulatory enforcement 0.43 6.2 No improper influence 0.54 6.3 No unreasonable delay 0.38 6.4 Respect for due process 0.51 6.5 No expropriation w/out adequate compensation 0.44 	

A smaller sub-factor bar represents a lower score (0.00 being lowest possible), and a larger bar represents a higher score (1.00 being highest possible).



Overall Score

0.55

Global Rank

41/99

Regional Rank

3/7

	Factor Trend	Factor Score	Global Rank	Regional Rank	Income Rank
Constraints on Government Powers	—	0.58	41/99	1/7	7/29
Absence of Corruption	—	0.5	43/99	4/7	11/29
Open Government	—	0.47	49/99	2/7	14/29
Fundamental Rights	—	0.54	64/99	2/7	20/29
Order and Security	—	0.77	41/99	3/7	9/29
Regulatory Enforcement	—	0.52	47/99	5/7	12/29
Civil Justice	—	0.54	43/99	4/7	10/29
Criminal Justice	—	0.45	45/99	3/7	9/29

— Tunisia
 — Middle East & North Africa
 — Upper middle income

▲ Trending up
 ▼ Trending down
 Low
Medium
High

Constraints on Government Powers

1.1 Limits by legislature	<div><div></div></div> 0.66
1.2 Limits by judiciary	<div><div></div></div> 0.55
1.3 Independent auditing	<div><div></div></div> 0.54
1.4 Sanctions for official misconduct	<div><div></div></div> 0.48
1.5 Non-governmental checks	<div><div></div></div> 0.62
1.6 Lawful transition of power	<div><div></div></div> 0.63

Absence of Corruption

2.1 No corruption in the executive branch	<div><div></div></div> 0.52
2.2 No corruption in the judiciary	<div><div></div></div> 0.52
2.3 No corruption in the police/military	<div><div></div></div> 0.5
2.4 No corruption in the legislature	<div><div></div></div> 0.47

Open Government

3.1 Accessible laws	<div><div></div></div> 0.51
3.2 Stable laws	<div><div></div></div> 0.61
3.3 Right to petition / participation	<div><div></div></div> 0.41
3.4 Right to information	<div><div></div></div> 0.36

Fundamental Rights

4.1 Equal treatment / no discrimination	<div><div></div></div> 0.63
4.2 Right to life and security	<div><div></div></div> 0.51
4.3 Due process of law	<div><div></div></div> 0.41
4.4 Freedom of expression	<div><div></div></div> 0.62
4.5 Freedom of religion	<div><div></div></div> 0.53
4.6 Right to privacy	<div><div></div></div> 0.44
4.7 Freedom of association	<div><div></div></div> 0.62
4.8 Labor rights	<div><div></div></div> 0.54

Order and Security

5.1 Absence of crime	<div><div></div></div> 0.84
5.2 Absence of civil conflict	<div><div></div></div> 1
5.3 Absence of violent redress	<div><div></div></div> 0.47

Regulatory Enforcement

6.1 Effective regulatory enforcement	<div><div></div></div> 0.58
6.2 No improper influence	<div><div></div></div> 0.53
6.3 No unreasonable delay	<div><div></div></div> 0.33
6.4 Respect for due process	<div><div></div></div> 0.48
6.5 No expropriation w/out adequate compensation	<div><div></div></div> 0.66

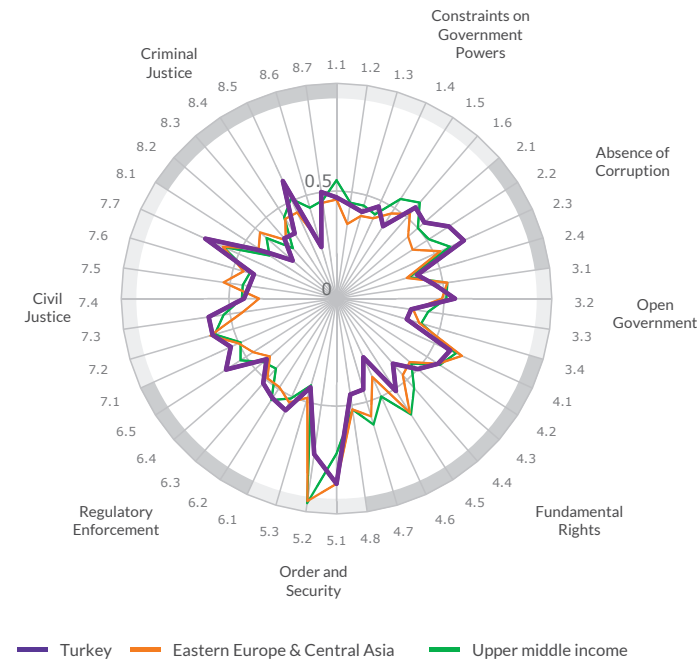
Civil Justice

7.1 Accessibility and affordability	<div><div></div></div> 0.48
7.2 No discrimination	<div><div></div></div> 0.71
7.3 No corruption	<div><div></div></div> 0.49
7.4 No improper gov. influence	<div><div></div></div> 0.52
7.5 No unreasonable delay	<div><div></div></div> 0.56
7.6 Effective enforcement	<div><div></div></div> 0.44
7.7 Impartial and effective ADRs	<div><div></div></div> 0.56

Criminal Justice

8.1 Effective investigations	<div><div></div></div> 0.44
8.2 Timely and effective adjudication	<div><div></div></div> 0.52
8.3 Effective correctional system	<div><div></div></div> 0.33
8.4 No discrimination	<div><div></div></div> 0.44
8.5 No corruption	<div><div></div></div> 0.52
8.6 No improper gov. influence	<div><div></div></div> 0.49
8.7 Due process of law	<div><div></div></div> 0.41

A smaller sub-factor bar represents a lower score (0.00 being lowest possible), and a larger bar represents a higher score (1.00 being highest possible).



	Overall Score	Global Rank	Regional Rank	Income Rank
	0.5	59/99	6/13	
Constraints on Government Powers	—	0.46	72/99	7/13
Absence of Corruption	—	0.55	35/99	2/13
Open Government	—	0.42	69/99	9/13
Fundamental Rights	—	0.47	78/99	10/13
Order and Security	▲	0.67	67/99	12/13
Regulatory Enforcement	—	0.54	38/99	2/13
Civil Justice	—	0.52	47/99	4/13
Criminal Justice	—	0.39	62/99	8/13

Constraints on Government Powers

1.1 Limits by legislature	0.47
1.2 Limits by judiciary	0.44
1.3 Independent auditing	0.42
1.4 Sanctions for official misconduct	0.47
1.5 Non-governmental checks	0.4
1.6 Lawful transition of power	0.56

Absence of Corruption

2.1 No corruption in the executive branch	0.54
2.2 No corruption in the judiciary	0.62
2.3 No corruption in the police/military	0.65
2.4 No corruption in the legislature	0.39

Open Government

3.1 Accessible laws	0.46
3.2 Stable laws	0.55
3.3 Right to petition / participation	0.35
3.4 Right to information	0.34

Fundamental Rights

4.1 Equal treatment / no discrimination	0.58
4.2 Right to life and security	0.56
4.3 Due process of law	0.5
4.4 Freedom of expression	0.4
4.5 Freedom of religion	0.51
4.6 Right to privacy	0.3
4.7 Freedom of association	0.44
4.8 Labor rights	0.45

Order and Security

5.1 Absence of crime	0.86
5.2 Absence of civil conflict	0.73
5.3 Absence of violent redress	0.43

Regulatory Enforcement

6.1 Effective regulatory enforcement	0.57
6.2 No improper influence	0.55
6.3 No unreasonable delay	0.52
6.4 Respect for due process	0.43
6.5 No expropriation w/out adequate compensation	0.61

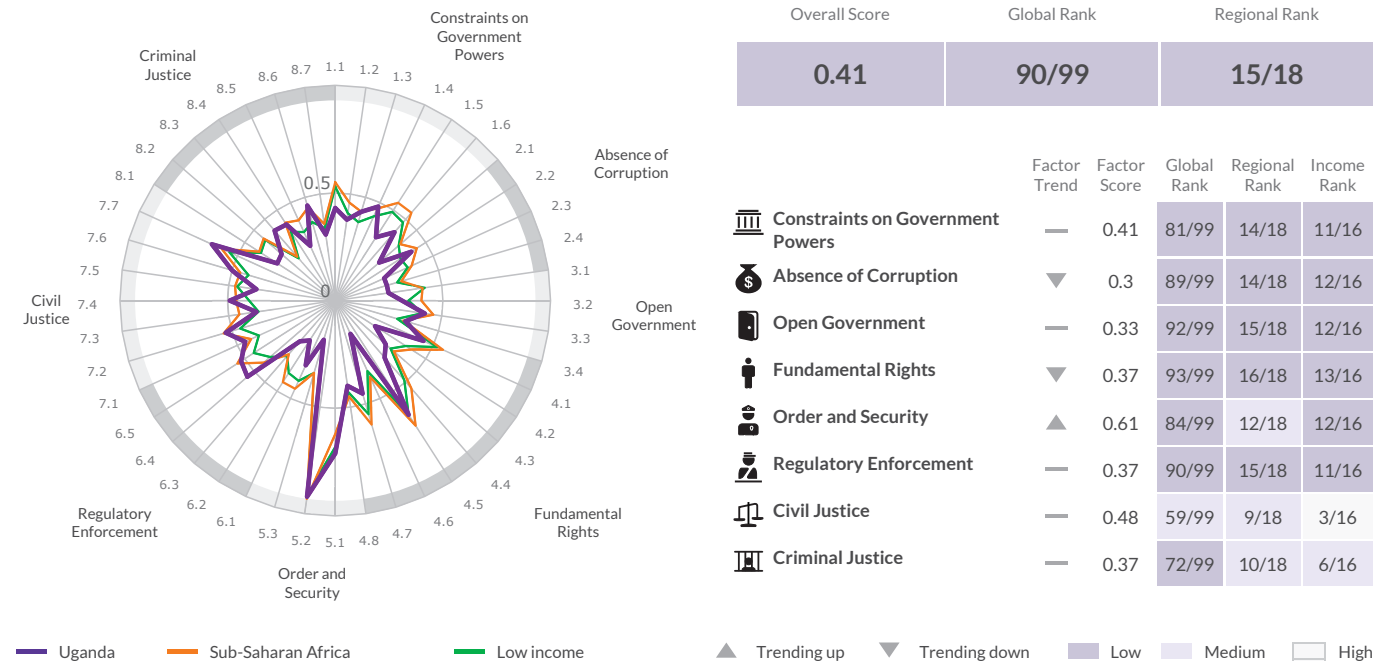
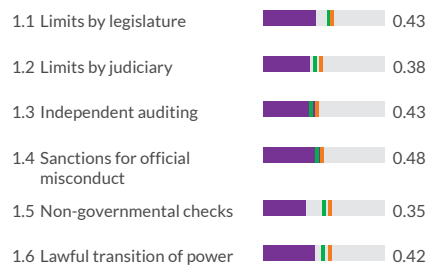
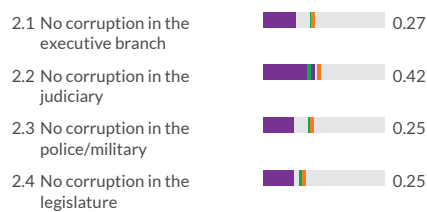
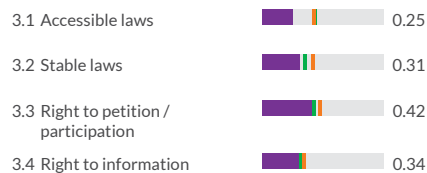
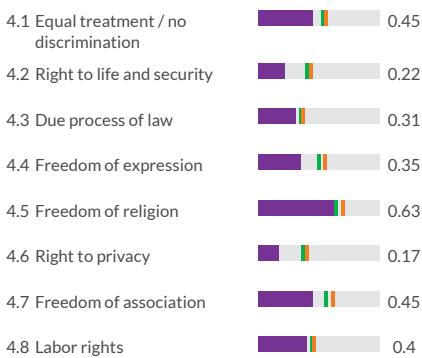
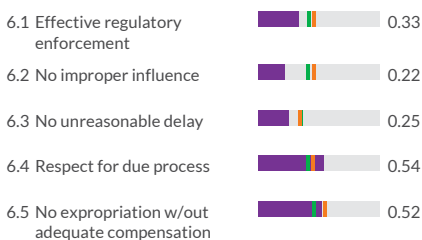
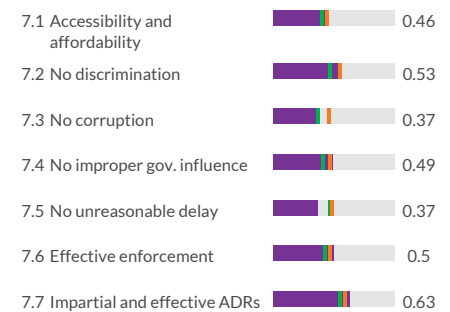
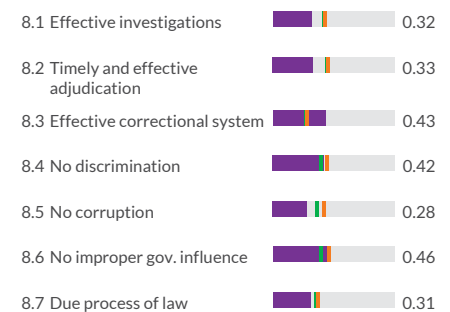
Civil Justice

7.1 Accessibility and affordability	0.54
7.2 No discrimination	0.6
7.3 No corruption	0.6
7.4 No improper gov. influence	0.43
7.5 No unreasonable delay	0.41
7.6 Effective enforcement	0.4
7.7 Impartial and effective ADRs	0.67

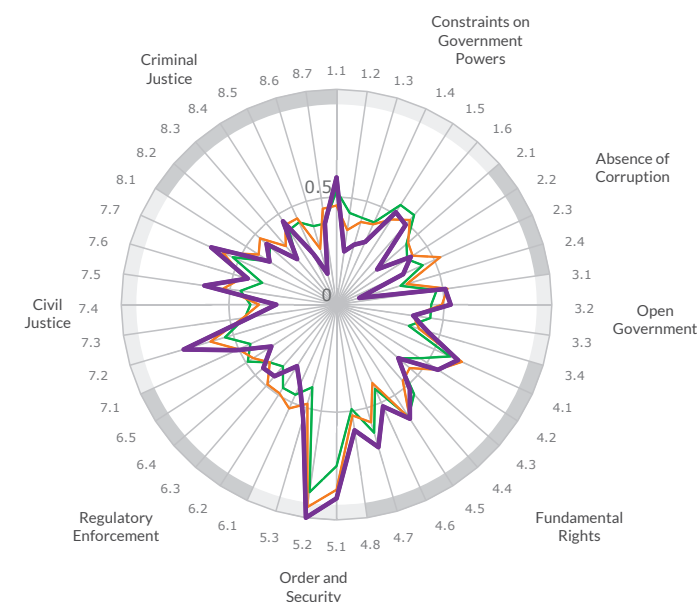
Criminal Justice

8.1 Effective investigations	0.41
8.2 Timely and effective adjudication	0.27
8.3 Effective correctional system	0.37
8.4 No discrimination	0.36
8.5 No corruption	0.6
8.6 No improper gov. influence	0.25
8.7 Due process of law	0.5

A smaller sub-factor bar represents a lower score (0.00 being lowest possible), and a larger bar represents a higher score (1.00 being highest possible).

**Constraints on Government Powers****Absence of Corruption****Open Government****Fundamental Rights****Order and Security****Regulatory Enforcement****Civil Justice****Criminal Justice**

A smaller sub-factor bar represents a lower score (0.00 being lowest possible), and a larger bar represents a higher score (1.00 being highest possible).



— Ukraine — Eastern Europe & Central Asia — Lower middle income

▲ Trending up ▼ Trending down Low Medium High

Overall Score

0.47

Global Rank

68/99

Regional Rank

8/13

	Factor Trend	Factor Score	Global Rank	Regional Rank	Income Rank
Constraints on Government Powers	—	0.41	84/99	9/13	19/24
Absence of Corruption	—	0.28	94/99	12/13	21/24
Open Government	—	0.46	53/99	5/13	7/24
Fundamental Rights	—	0.56	55/99	6/13	7/24
Order and Security	▲	0.82	27/99	3/13	3/24
Regulatory Enforcement	—	0.4	84/99	13/13	18/24
Civil Justice	—	0.52	49/99	5/13	5/24
Criminal Justice	—	0.33	83/99	12/13	18/24

Constraints on Government Powers

1.1 Limits by legislature	0.59
1.2 Limits by judiciary	0.25
1.3 Independent auditing	0.29
1.4 Sanctions for official misconduct	0.32
1.5 Non-governmental checks	0.51
1.6 Lawful transition of power	0.49

Absence of Corruption

2.1 No corruption in the executive branch	0.25
2.2 No corruption in the judiciary	0.41
2.3 No corruption in the police/military	0.34
2.4 No corruption in the legislature	0.11

Open Government

3.1 Accessible laws	0.51
3.2 Stable laws	0.53
3.3 Right to petition / participation	0.36
3.4 Right to information	0.44

Fundamental Rights

4.1 Equal treatment / no discrimination	0.62
4.2 Right to life and security	0.56
4.3 Due process of law	0.38
4.4 Freedom of expression	0.52
4.5 Freedom of religion	0.63
4.6 Right to privacy	0.52
4.7 Freedom of association	0.69
4.8 Labor rights	0.59

Order and Security

5.1 Absence of crime	0.9
5.2 Absence of civil conflict	1
5.3 Absence of violent redress	0.55

Regulatory Enforcement

6.1 Effective regulatory enforcement	0.41
6.2 No improper influence	0.34
6.3 No unreasonable delay	0.44
6.4 Respect for due process	0.45
6.5 No expropriation w/out adequate compensation	0.36

Civil Justice

7.1 Accessibility and affordability	0.51
7.2 No discrimination	0.74
7.3 No corruption	0.4
7.4 No improper gov. influence	0.28
7.5 No unreasonable delay	0.62
7.6 Effective enforcement	0.43
7.7 Impartial and effective ADRs	0.64

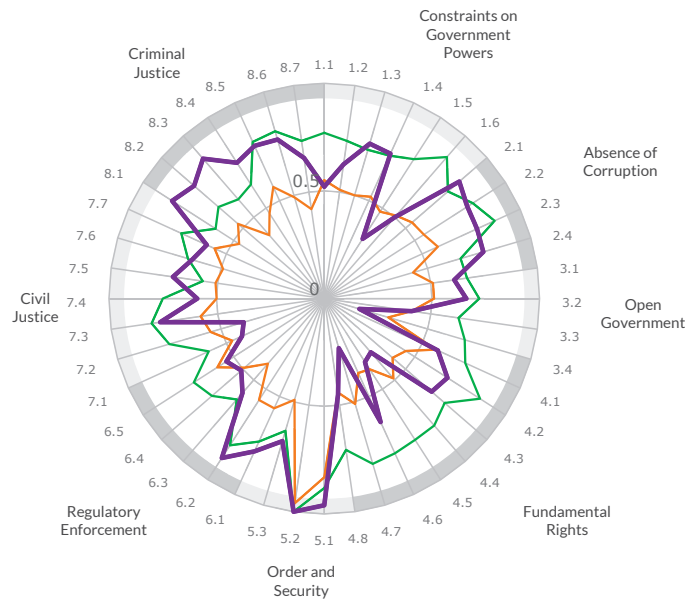
Criminal Justice

8.1 Effective investigations	0.37
8.2 Timely and effective adjudication	0.43
8.3 Effective correctional system	0.28
8.4 No discrimination	0.46
8.5 No corruption	0.26
8.6 No improper gov. influence	0.15
8.7 Due process of law	0.38

A smaller sub-factor bar represents a lower score (0.00 being lowest possible), and a larger bar represents a higher score (1.00 being highest possible).

United Arab Emirates

Dubai, Sharjah, Abu-Dhabi
Region: Middle East & North Africa | Income group: High income



Overall Score	Global Rank	Regional Rank
0.65	27/99	1/7

	Factor Trend	Factor Score	Global Rank	Regional Rank	Income Rank
Constraints on Government Powers	—	0.58	42/99	2/7	30/30
Absence of Corruption	▲	0.79	17/99	1/7	17/30
Open Government	—	0.46	52/99	3/7	30/30
Fundamental Rights	—	0.49	73/99	3/7	30/30
Order and Security	—	0.89	9/99	1/7	8/30
Regulatory Enforcement	—	0.66	23/99	1/7	21/30
Civil Justice	—	0.59	33/99	2/7	27/30
Criminal Justice	—	0.78	7/99	1/7	7/30

United Arab Emirates Middle East & North Africa High income

▲ Trending up ▼ Trending down Low Medium High

Constraints on Government Powers

1.1 Limits by legislature	0.52
1.2 Limits by judiciary	0.63
1.3 Independent auditing	0.75
1.4 Sanctions for official misconduct	0.74
1.5 Non-governmental checks	0.33
1.6 Lawful transition of power	0.5

Absence of Corruption

2.1 No corruption in the executive branch	0.83
2.2 No corruption in the judiciary	0.79
2.3 No corruption in the police/military	0.78
2.4 No corruption in the legislature	0.77

Open Government

3.1 Accessible laws	0.61
3.2 Stable laws	0.66
3.3 Right to petition / participation	0.41
3.4 Right to information	0.17

Fundamental Rights

4.1 Equal treatment / no discrimination	0.58
4.2 Right to life and security	0.68
4.3 Due process of law	0.66
4.4 Freedom of expression	0.33
4.5 Freedom of religion	0.35
4.6 Right to privacy	0.63
4.7 Freedom of association	0.24
4.8 Labor rights	0.45

Order and Security

5.1 Absence of crime	0.96
5.2 Absence of civil conflict	1
5.3 Absence of violent redress	0.69

Regulatory Enforcement

6.1 Effective regulatory enforcement	0.78
6.2 No improper influence	0.88
6.3 No unreasonable delay	0.58
6.4 Respect for due process	0.51
6.5 No expropriation w/out adequate compensation	0.54

Civil Justice

7.1 Accessibility and affordability	0.42
7.2 No discrimination	0.39
7.3 No corruption	0.77
7.4 No improper gov. influence	0.59
7.5 No unreasonable delay	0.71
7.6 Effective enforcement	0.64
7.7 Impartial and effective ADRs	0.6

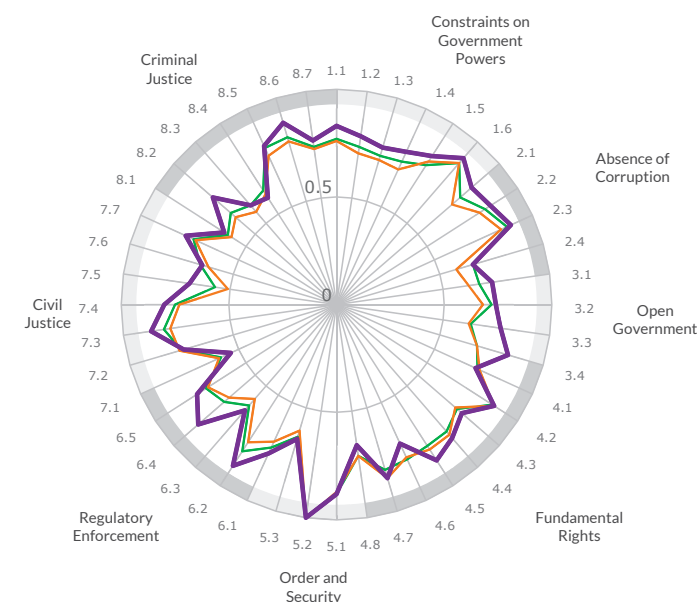
Criminal Justice


8.1 Effective investigations	0.84
8.2 Timely and effective adjudication	0.8
8.3 Effective correctional system	0.86
8.4 No discrimination	0.75
8.5 No corruption	0.78
8.6 No improper gov. influence	0.77
8.7 Due process of law	0.66

A smaller sub-factor bar represents a lower score (0.00 being lowest possible), and a larger bar represents a higher score (1.00 being highest possible).

United Kingdom

London, Birmingham, Glasgow
Region: Western Europe & North America | Income group: High income



Overall Score		Global Rank		Regional Rank		
0.78		13/99		9/24		
		Factor Trend	Factor Score	Global Rank	Regional Rank	Income Rank
	Constraints on Government Powers	—	0.81	10/99	8/24	10/30
	Absence of Corruption	—	0.8	15/99	10/24	15/30
	Open Government	—	0.77	9/99	7/24	9/30
	Fundamental Rights	—	0.78	15/99	13/24	15/30
	Order and Security	—	0.84	23/99	12/24	19/30
	Regulatory Enforcement	—	0.78	10/99	7/24	10/30
	Civil Justice	—	0.72	14/99	9/24	14/30
	Criminal Justice	—	0.72	14/99	8/24	14/30

United Kingdom Western Europe & North America High income

▲ Trending up ▼ Trending down Low Medium High

Constraints on Government Powers
1.1 Limits by legislature 0.83
1.2 Limits by judiciary 0.79
1.3 Independent auditing 0.76
1.4 Sanctions for official misconduct 0.78
1.5 Non-governmental checks 0.82
1.6 Lawful transition of power 0.9

Absence of Corruption
2.1 No corruption in the executive branch 0.83
2.2 No corruption in the judiciary 0.85
2.3 No corruption in the police/military 0.89
2.4 No corruption in the legislature 0.66

Open Government
3.1 Accessible laws 0.73
3.2 Stable laws 0.74
3.3 Right to petition / participation 0.77
3.4 Right to information 0.83

Fundamental Rights
4.1 Equal treatment / no discrimination 0.71
4.2 Right to life and security 0.87
4.3 Due process of law 0.77
4.4 Freedom of expression 0.82
4.5 Freedom of religion 0.86
4.6 Right to privacy 0.71
4.7 Freedom of association 0.84
4.8 Labor rights 0.66

Order and Security
5.1 Absence of crime 0.88
5.2 Absence of civil conflict 1
5.3 Absence of violent redress 0.65

Regulatory Enforcement
6.1 Effective regulatory enforcement 0.76
6.2 No improper influence 0.89
6.3 No unreasonable delay 0.65
6.4 Respect for due process 0.85
6.5 No expropriation w/out adequate compensation 0.77

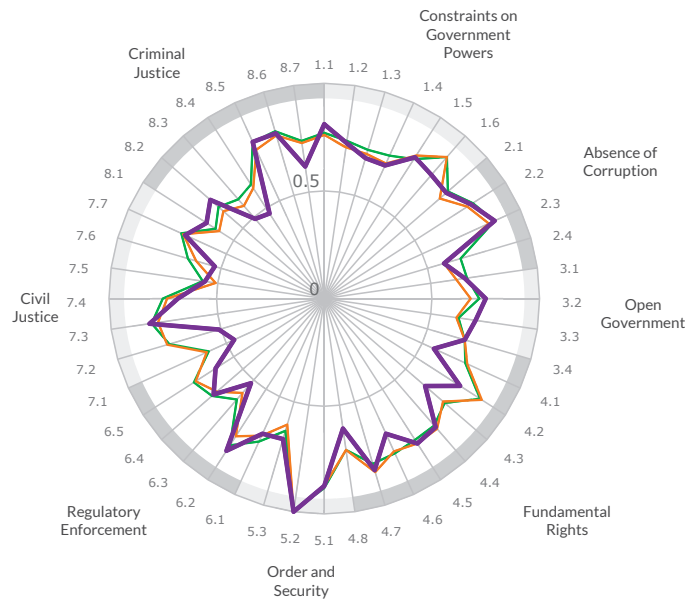
Civil Justice
7.1 Accessibility and affordability 0.54
7.2 No discrimination 0.74
7.3 No corruption 0.87
7.4 No improper gov. influence 0.8
7.5 No unreasonable delay 0.69
7.6 Effective enforcement 0.65
7.7 Impartial and effective ADRs 0.77

Criminal Justice
8.1 Effective investigations 0.62
8.2 Timely and effective adjudication 0.76
8.3 Effective correctional system 0.61
8.4 No discrimination 0.59
8.5 No corruption 0.81
8.6 No improper gov. influence 0.88
8.7 Due process of law 0.77

A smaller sub-factor bar represents a lower score (0.00 being lowest possible), and a larger bar represents a higher score (1.00 being highest possible).

United States

New York, Los Angeles, Chicago
Region: Western Europe & North America | Income group: High income



Overall Score	Global Rank	Regional Rank
0.71	19/99	13/24

	Factor Trend	Factor Score	Global Rank	Regional Rank	Income Rank
Constraints on Government Powers	▼	0.74	20/99	14/24	19/30
Absence of Corruption	—	0.75	21/99	13/24	21/30
Open Government	—	0.7	17/99	12/24	17/30
Fundamental Rights	—	0.71	27/99	20/24	25/30
Order and Security	▲	0.85	18/99	8/24	15/30
Regulatory Enforcement	—	0.67	22/99	13/24	20/30
Civil Justice	—	0.61	27/99	18/24	25/30
Criminal Justice	—	0.65	22/99	15/24	22/30

United States Western Europe & North America High income ▲ Trending up ▼ Trending down Low Medium High

Constraints on Government Powers

1.1 Limits by legislature	0.81
1.2 Limits by judiciary	0.73
1.3 Independent auditing	0.68
1.4 Sanctions for official misconduct	0.68
1.5 Non-governmental checks	0.78
1.6 Lawful transition of power	0.76

Absence of Corruption

2.1 No corruption in the executive branch	0.75
2.2 No corruption in the judiciary	0.81
2.3 No corruption in the police/military	0.87
2.4 No corruption in the legislature	0.58

Open Government

3.1 Accessible laws	0.66
3.2 Stable laws	0.75
3.3 Right to petition / participation	0.71
3.4 Right to information	0.68

Fundamental Rights

4.1 Equal treatment / no discrimination	0.56
4.2 Right to life and security	0.75
4.3 Due process of law	0.62
4.4 Freedom of expression	0.79
4.5 Freedom of religion	0.8
4.6 Right to privacy	0.69
4.7 Freedom of association	0.83
4.8 Labor rights	0.61

Order and Security

5.1 Absence of crime	0.87
5.2 Absence of civil conflict	1
5.3 Absence of violent redress	0.68

Regulatory Enforcement

6.1 Effective regulatory enforcement	0.69
6.2 No improper influence	0.84
6.3 No unreasonable delay	0.52
6.4 Respect for due process	0.68
6.5 No expropriation w/out adequate compensation	0.6

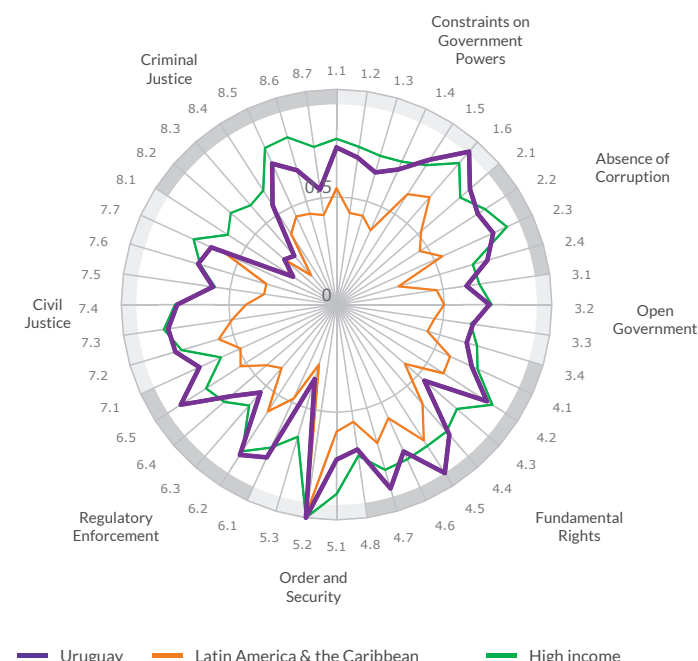
Civil Justice

7.1 Accessibility and affordability	0.46
7.2 No discrimination	0.51
7.3 No corruption	0.82
7.4 No improper gov. influence	0.68
7.5 No unreasonable delay	0.56
7.6 Effective enforcement	0.53
7.7 Impartial and effective ADRs	0.71

Criminal Justice

8.1 Effective investigations	0.65
8.2 Timely and effective adjudication	0.7
8.3 Effective correctional system	0.49
8.4 No discrimination	0.47
8.5 No corruption	0.8
8.6 No improper gov. influence	0.8
8.7 Due process of law	0.62

A smaller sub-factor bar represents a lower score (0.00 being lowest possible), and a larger bar represents a higher score (1.00 being highest possible).



	Overall Score	Global Rank	Regional Rank
	0.69	20/99	1/16
Constraints on Government Powers	0.75	18/99	2/16
Absence of Corruption	0.78	19/99	1/16
Open Government	0.65	20/99	2/16
Fundamental Rights	0.76	19/99	1/16
Order and Security	0.69	64/99	3/16
Regulatory Enforcement	0.73	18/99	1/16
Civil Justice	0.7	17/99	1/16
Criminal Justice	0.47	42/99	2/16

Constraints on Government Powers

1.1 Limits by legislature	0.73
1.2 Limits by judiciary	0.69
1.3 Independent auditing	0.64
1.4 Sanctions for official misconduct	0.69
1.5 Non-governmental checks	0.8
1.6 Lawful transition of power	0.94

Absence of Corruption

2.1 No corruption in the executive branch	0.82
2.2 No corruption in the judiciary	0.78
2.3 No corruption in the police/military	0.8
2.4 No corruption in the legislature	0.73

Open Government

3.1 Accessible laws	0.61
3.2 Stable laws	0.71
3.3 Right to petition / participation	0.64
3.4 Right to information	0.63

Fundamental Rights

4.1 Equal treatment / no discrimination	0.69
4.2 Right to life and security	0.83
4.3 Due process of law	0.54
4.4 Freedom of expression	0.8
4.5 Freedom of religion	0.93
4.6 Right to privacy	0.75
4.7 Freedom of association	0.89
4.8 Labor rights	0.68

Order and Security

5.1 Absence of crime	0.72
5.2 Absence of civil conflict	1
5.3 Absence of violent redress	0.36

Regulatory Enforcement

6.1 Effective regulatory enforcement	0.78
6.2 No improper influence	0.83
6.3 No unreasonable delay	0.54
6.4 Respect for due process	0.65
6.5 No expropriation w/out adequate compensation	0.86

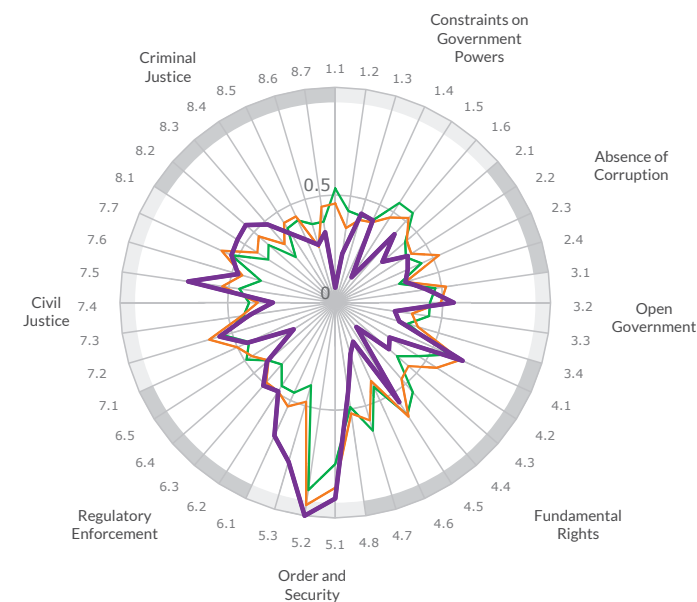
Civil Justice

7.1 Accessibility and affordability	0.7
7.2 No discrimination	0.78
7.3 No corruption	0.79
7.4 No improper gov. influence	0.74
7.5 No unreasonable delay	0.58
7.6 Effective enforcement	0.67
7.7 Impartial and effective ADRs	0.64

Criminal Justice

8.1 Effective investigations	0.24
8.2 Timely and effective adjudication	0.32
8.3 Effective correctional system	0.3
8.4 No discrimination	0.55
8.5 No corruption	0.72
8.6 No improper gov. influence	0.65
8.7 Due process of law	0.54

A smaller sub-factor bar represents a lower score (0.00 being lowest possible), and a larger bar represents a higher score (1.00 being highest possible).



Overall Score

0.45

Global Rank

73/99

Regional Rank

10/13

	Factor Trend	Factor Score	Global Rank	Regional Rank	Income Rank
Constraints on Government Powers	—	0.29	97/99	13/13	24/24
Absence of Corruption	▲	0.35	81/99	9/13	16/24
Open Government	—	0.39	78/99	11/13	17/24
Fundamental Rights	—	0.36	95/99	13/13	24/24
Order and Security	—	0.9	5/99	1/13	1/24
Regulatory Enforcement	—	0.47	59/99	6/13	8/24
Civil Justice	—	0.48	58/99	8/13	10/24
Criminal Justice	—	0.41	59/99	6/13	9/24

Uzbekistan Eastern Europe & Central Asia Lower middle income

▲ Trending up ▼ Trending down Low Medium High

Constraints on Government Powers

1.1 Limits by legislature	0.07
1.2 Limits by judiciary	0.23
1.3 Independent auditing	0.43
1.4 Sanctions for official misconduct	0.42
1.5 Non-governmental checks	0.14
1.6 Lawful transition of power	0.42

Absence of Corruption

2.1 No corruption in the executive branch	0.29
2.2 No corruption in the judiciary	0.4
2.3 No corruption in the police/military	0.37
2.4 No corruption in the legislature	0.34

Open Government

3.1 Accessible laws	0.43
3.2 Stable laws	0.55
3.3 Right to petition / participation	0.28
3.4 Right to information	0.31

Fundamental Rights

4.1 Equal treatment / no discrimination	0.65
4.2 Right to life and security	0.3
4.3 Due process of law	0.33
4.4 Freedom of expression	0.15
4.5 Freedom of religion	0.55
4.6 Right to privacy	0.2
4.7 Freedom of association	0.25
4.8 Labor rights	0.42

Order and Security

5.1 Absence of crime	0.91
5.2 Absence of civil conflict	1
5.3 Absence of violent redress	0.77

Regulatory Enforcement

6.1 Effective regulatory enforcement	0.68
6.2 No improper influence	0.49
6.3 No unreasonable delay	0.51
6.4 Respect for due process	0.42
6.5 No expropriation w/out adequate compensation	0.23

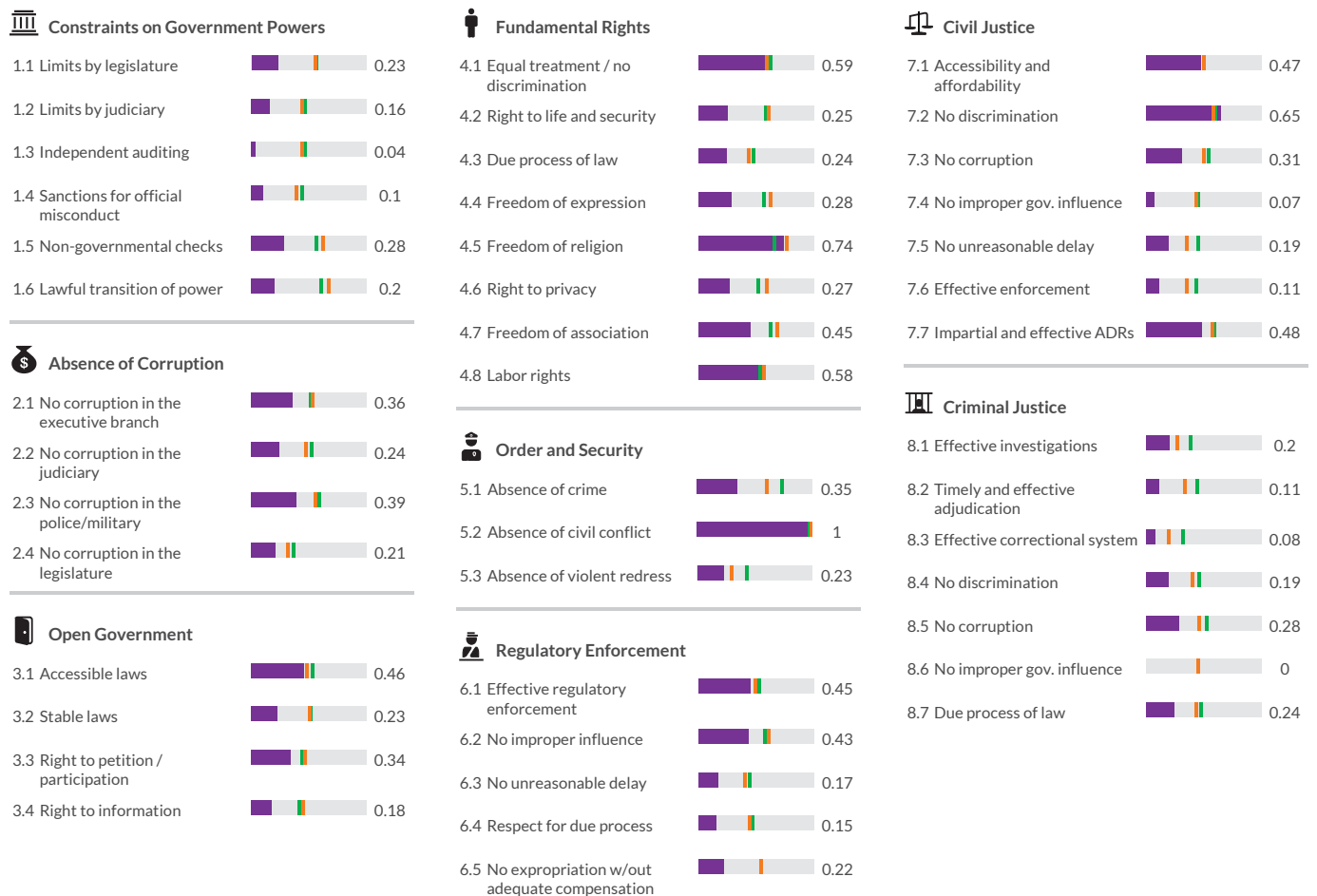
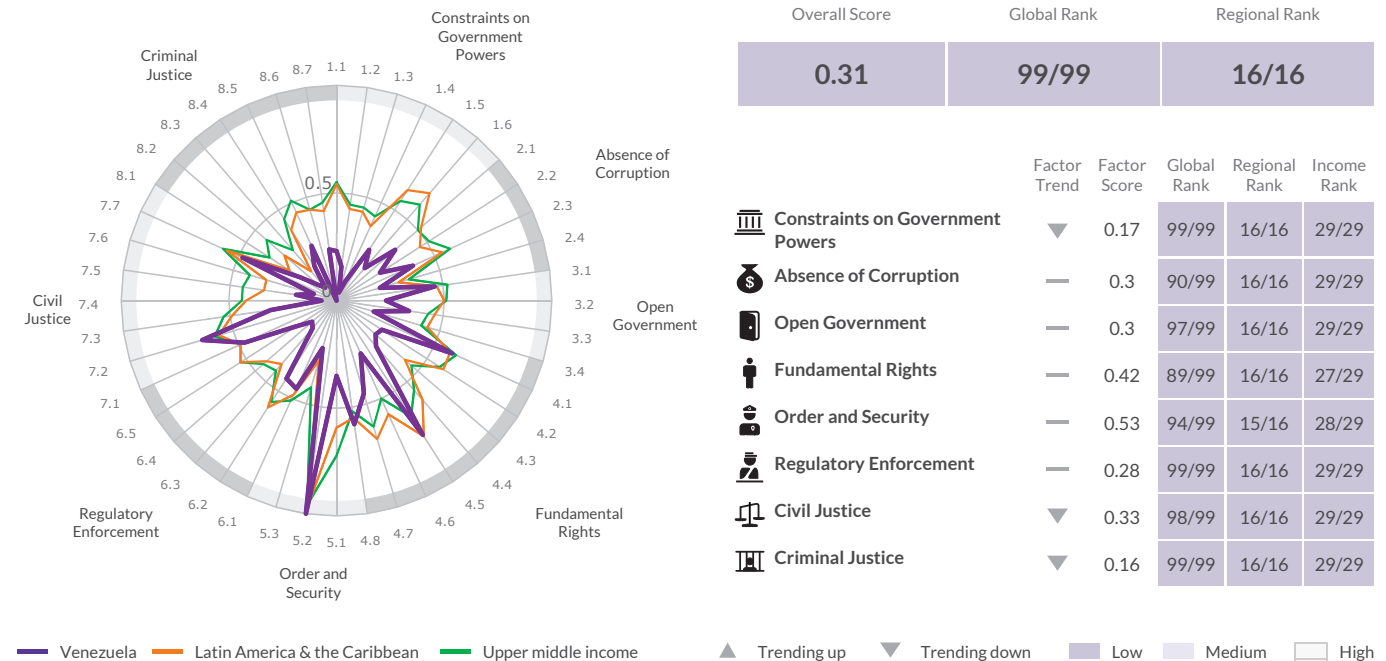
Civil Justice

7.1 Accessibility and affordability	0.45
7.2 No discrimination	0.56
7.3 No corruption	0.4
7.4 No improper gov. influence	0.29
7.5 No unreasonable delay	0.69
7.6 Effective enforcement	0.47
7.7 Impartial and effective ADRs	0.53

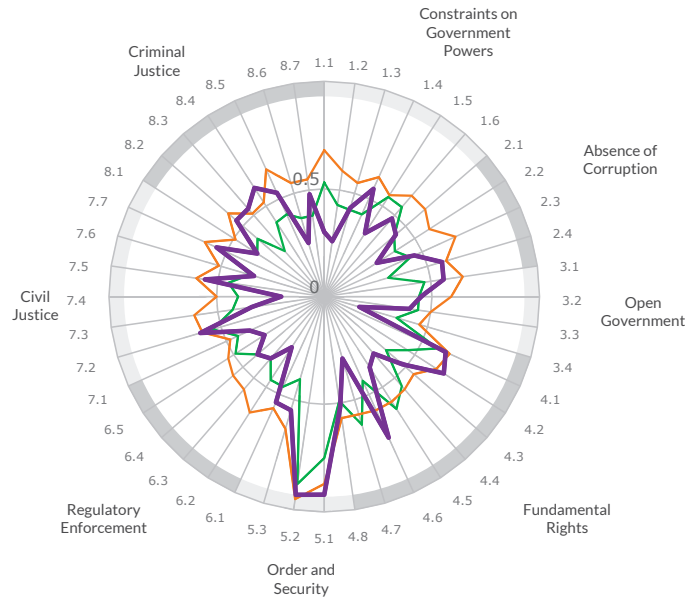
Criminal Justice

8.1 Effective investigations	0.54
8.2 Timely and effective adjudication	0.55
8.3 Effective correctional system	0.48
8.4 No discrimination	0.38
8.5 No corruption	0.32
8.6 No improper gov. influence	0.28
8.7 Due process of law	0.33

A smaller sub-factor bar represents a lower score (0.00 being lowest possible), and a larger bar represents a higher score (1.00 being highest possible).



A smaller sub-factor bar represents a lower score (0.00 being lowest possible), and a larger bar represents a higher score (1.00 being highest possible).



Overall Score	Global Rank	Regional Rank
0.48	65/99	12/15

	Factor Trend	Factor Score	Global Rank	Regional Rank	Income Rank
Constraints on Government Powers	—	0.4	86/99	13/15	20/24
Absence of Corruption	—	0.44	59/99	11/15	8/24
Open Government	▲	0.39	77/99	12/15	16/24
Fundamental Rights	—	0.5	71/99	11/15	15/24
Order and Security	—	0.8	32/99	9/15	4/24
Regulatory Enforcement	—	0.39	86/99	13/15	20/24
Civil Justice	—	0.42	73/99	10/15	13/24
Criminal Justice	—	0.47	41/99	10/15	4/24

— Vietnam — East Asia & Pacific — Lower middle income ▲ Trending up ▼ Trending down Low Medium High

Constraints on Government Powers

1.1 Limits by legislature	0.3
1.2 Limits by judiciary	0.26
1.3 Independent auditing	0.43
1.4 Sanctions for official misconduct	0.55
1.5 Non-governmental checks	0.35
1.6 Lawful transition of power	0.48

Absence of Corruption

2.1 No corruption in the executive branch	0.44
2.2 No corruption in the judiciary	0.29
2.3 No corruption in the police/military	0.46
2.4 No corruption in the legislature	0.57

Open Government

3.1 Accessible laws	0.56
3.2 Stable laws	0.45
3.3 Right to petition / participation	0.4
3.4 Right to information	0.17

Fundamental Rights

4.1 Equal treatment / no discrimination	0.62
4.2 Right to life and security	0.66
4.3 Due process of law	0.48
4.4 Freedom of expression	0.35
4.5 Freedom of religion	0.39
4.6 Right to privacy	0.72
4.7 Freedom of association	0.3
4.8 Labor rights	0.52

Order and Security

5.1 Absence of crime	0.92
5.2 Absence of civil conflict	0.93
5.3 Absence of violent redress	0.55

Regulatory Enforcement

6.1 Effective regulatory enforcement	0.54
6.2 No improper influence	0.28
6.3 No unreasonable delay	0.38
6.4 Respect for due process	0.41
6.5 No expropriation w/out adequate compensation	0.33

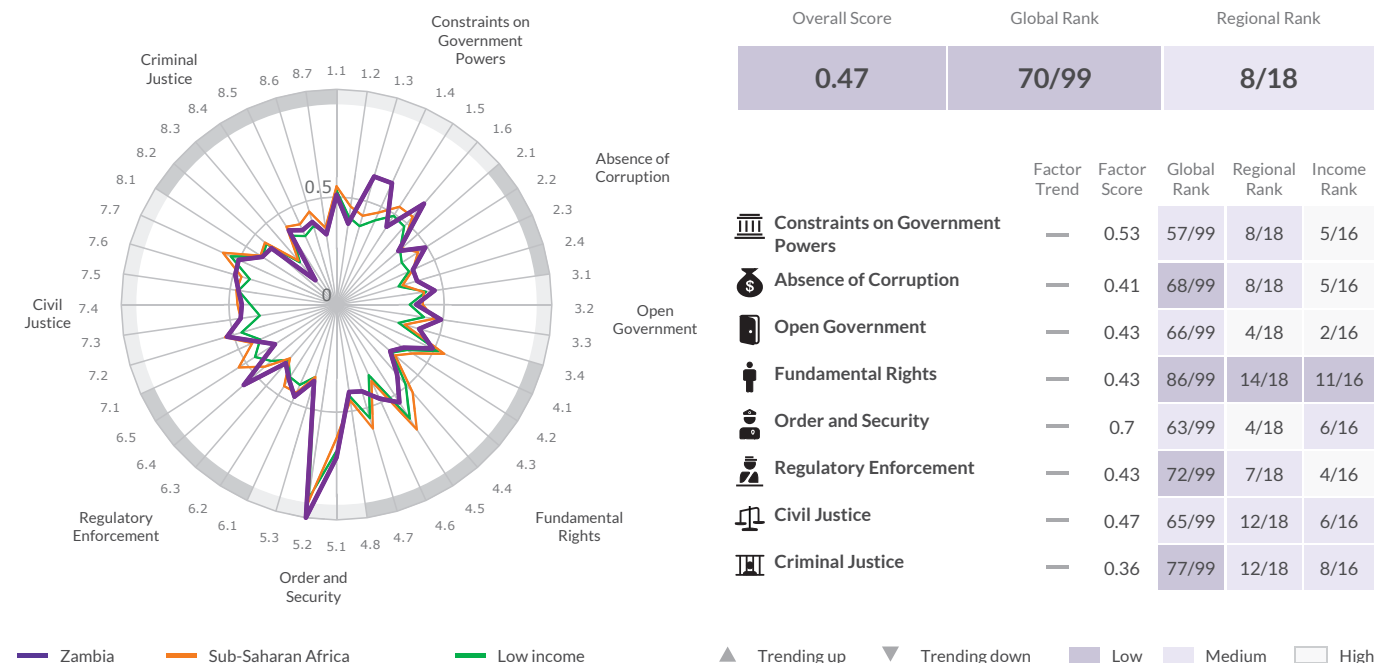
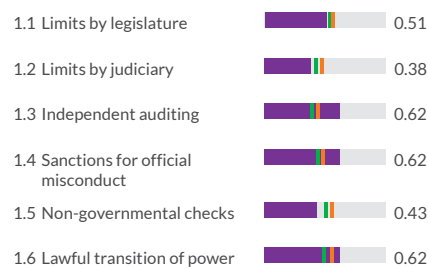
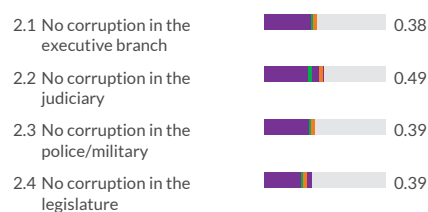
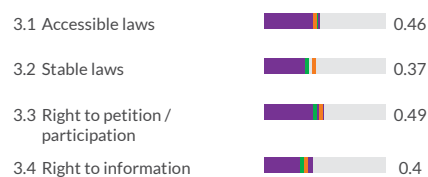
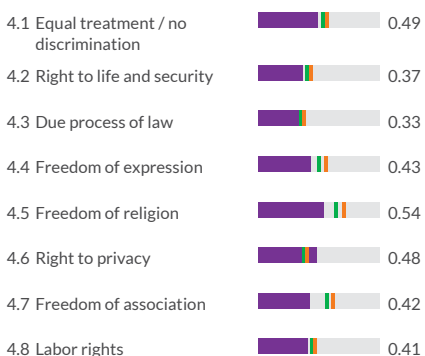
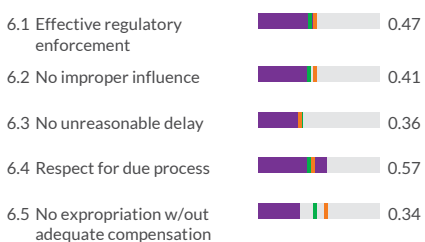
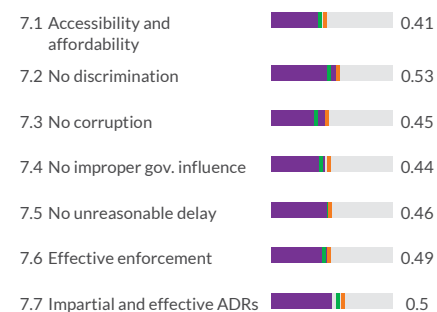
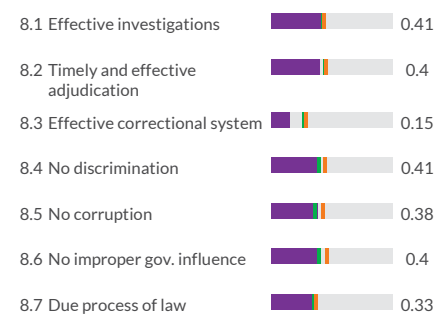
Civil Justice

7.1 Accessibility and affordability	0.38
7.2 No discrimination	0.6
7.3 No corruption	0.34
7.4 No improper gov. influence	0.2
7.5 No unreasonable delay	0.56
7.6 Effective enforcement	0.34
7.7 Impartial and effective ADRs	0.55

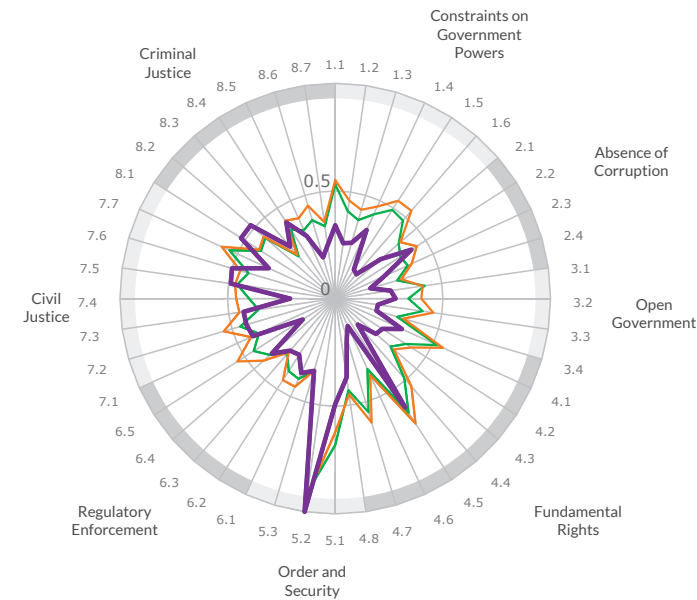
Criminal Justice

8.1 Effective investigations	0.37
8.2 Timely and effective adjudication	0.54
8.3 Effective correctional system	0.54
8.4 No discrimination	0.6
8.5 No corruption	0.53
8.6 No improper gov. influence	0.26
8.7 Due process of law	0.48

A smaller sub-factor bar represents a lower score (0.00 being lowest possible), and a larger bar represents a higher score (1.00 being highest possible).

**Constraints on Government Powers****Absence of Corruption****Open Government****Fundamental Rights****Order and Security****Regulatory Enforcement****Civil Justice****Criminal Justice**

A smaller sub-factor bar represents a lower score (0.00 being lowest possible), and a larger bar represents a higher score (1.00 being highest possible).



Overall Score

0.34

Global Rank

97/99

Regional Rank

18/18

	Factor Trend	Factor Score	Global Rank	Regional Rank	Income Rank
Constraints on Government Powers	—	0.25	98/99	18/18	16/16
Absence of Corruption	—	0.28	92/99	15/18	13/16
Open Government	—	0.24	99/99	18/18	16/16
Fundamental Rights	—	0.29	98/99	18/18	16/16
Order and Security	—	0.62	81/99	11/18	11/16
Regulatory Enforcement	—	0.32	98/99	18/18	16/16
Civil Justice	—	0.4	81/99	15/18	11/16
Criminal Justice	—	0.36	74/99	11/18	7/16

Zimbabwe

Sub-Saharan Africa

Low income

▲ Trending up

▼ Trending down

Low

Medium

High

Constraints on Government Powers

1.1 Limits by legislature		0.34
1.2 Limits by judiciary		0.26
1.3 Independent auditing		0.27
1.4 Sanctions for official misconduct		0.35
1.5 Non-governmental checks		0.16
1.6 Lawful transition of power		0.15

Absence of Corruption

2.1 No corruption in the executive branch		0.28
2.2 No corruption in the judiciary		0.42
2.3 No corruption in the police/military		0.25
2.4 No corruption in the legislature		0.17

Open Government

3.1 Accessible laws		0.26
3.2 Stable laws		0.28
3.3 Right to petition / participation		0.2
3.4 Right to information		0.2

Fundamental Rights

4.1 Equal treatment / no discrimination		0.34
4.2 Right to life and security		0.26
4.3 Due process of law		0.25
4.4 Freedom of expression		0.16
4.5 Freedom of religion		0.6
4.6 Right to privacy		0.14
4.7 Freedom of association		0.19
4.8 Labor rights		0.37

Order and Security

5.1 Absence of crime		0.49
5.2 Absence of civil conflict		1
5.3 Absence of violent redress		0.35

Regulatory Enforcement

6.1 Effective regulatory enforcement		0.38
6.2 No improper influence		0.31
6.3 No unreasonable delay		0.32
6.4 Respect for due process		0.39
6.5 No expropriation w/out adequate compensation		0.18

Civil Justice

7.1 Accessibility and affordability		0.42
7.2 No discrimination		0.43
7.3 No corruption		0.43
7.4 No improper gov. influence		0.21
7.5 No unreasonable delay		0.49
7.6 Effective enforcement		0.5
7.7 Impartial and effective ADRs		0.34

Criminal Justice

8.1 Effective investigations		0.52
8.2 Timely and effective adjudication		0.52
8.3 Effective correctional system		0.32
8.4 No discrimination		0.42
8.5 No corruption		0.32
8.6 No improper gov. influence		0.2
8.7 Due process of law		0.25

A smaller sub-factor bar represents a lower score (0.00 being lowest possible), and a larger bar represents a higher score (1.00 being highest possible).

Methodology 

Methodology

The WJP Rule of Law Index is the first attempt to systematically and comprehensively quantify the rule of law around the world, and remains unique in its operationalization of rule of law dimensions into concrete questions. The WJP Rule of Law Index 2014 report presents information on nine composite indicators (or factors) further disaggregated into 47 specific indicators (or sub-factors) (see Table 1). In attempting to present an image that accurately portrays the rule of law as experienced by ordinary people, each score of the Index is calculated using a large number of questions drawn from two original data sources collected by the World Justice Project in each country: a General Population Poll (GPP) and a series of Qualified Respondents' Questionnaires (QRQs).

These two data sources collect up-to-date firsthand information that is not available at the global level, and constitute the world's most comprehensive data set of its kind. They capture the experiences and perceptions of ordinary citizens and in-country professionals concerning the performance of the state and its agents and the actual operation of the legal framework in their country. The country scores and rankings presented in this report are built from more than five hundred variables drawn from the assessments of more than 100,000 citizens and legal experts in 99 countries and jurisdictions, making it the most accurate portrayal of the factors that contribute to shaping up the rule of law in a nation.

TABLE 4: THE INDICATORS OF THE WORLD JUSTICE PROJECT'S RULE OF LAW INDEX®

The World Justice Project's Rule of Law Index® comprises 47 outcomes indicators (or sub-factors) organized around nine dimensions (or factors). The following table presents a summary of the concepts underlying each of these sub-factors. A more detailed description of the variables used

to calculate the Index scores is available in Botero, J and Ponce, A. (2012) "Measuring the Rule of Law". WJP Working Paper No. 2, available online at www.worldjusticeproject.org/publications.



Factor 1: Constraints on Government Powers

1.1 Government powers are effectively limited by the legislature
Measures whether the legislative body as a whole, as well as its individual members, and the political parties, enjoy in practice the capacity to exercise effective checks and oversight of the government.

1.2 Government powers are effectively limited by the judiciary
Measures whether the judiciary as a whole, and the members of the high courts, enjoy in practice the capacity to exercise effective checks and oversight of the government. This includes the necessary judicial independence to halt unconstitutional government actions or violations.

1.3 Government powers are effectively limited by independent auditing and review
Measures whether independent comptrollers or auditors, as well as national human rights institutions and ombudsman agencies, enjoy in practice the capacity to exercise effective checks and oversight of the government.

1.4 Government officials are sanctioned for misconduct
Measures whether government officials at various levels in the executive branch, legislature, judiciary, and the police are investigated, prosecuted, and punished for official misconduct and other violations.

1.5 Government powers are subject to non-governmental checks
Measures whether people, civil society organizations, and political parties are free to express opinions about government policies or actions, either individually or in peaceful association with others; and whether the freedom of the media is respected in practice, including exercising oversight of the government without fear of retaliation.

1.6 Transition of power is subject to the law
Measures whether government officials at various levels are elected or appointed in accordance with the rules and procedures set forth in the constitution. In democratic societies, it also measures the integrity of the electoral process, including voter freedom and public scrutiny of election results.



Factor 2: Absence of Corruption

2.1 Government officials in the executive branch do not use public office for private gain

Measures the prevalence of bribery, informal payments, and other inducements in the delivery of public services and the enforcement of regulations. It also measures whether government procurement and public works contracts are awarded through an open and competitive bidding process, and whether government officials at various levels of the executive branch refrain from embezzling public funds.

2.2 Government officials in the judicial branch do not use public office for private gain

Measures whether judges and judicial officials refrain from soliciting and accepting bribes to perform duties or expedite processes; and whether the judiciary and judicial rulings are free of improper influence from the government, private interests, and criminal organizations.

2.3 Government officials in the police and the military do not use public office for private gain

Measures whether police officers and criminal investigators refrain from soliciting and accepting bribes to perform basic police services or to investigate crimes; and whether government officials in the police and the military are free from improper influence by private interests or criminal organizations.

2.4 Government officials in the legislative branch do not use public office for private gain

Measures whether members of the legislature refrain from soliciting or accepting bribes or other inducements in exchange for political favors or favorable votes on legislation.



Factor 3: Open Government

3.1 The laws are publicized and accessible

Measures whether basic laws and information on legal rights are publicly available, presented in plain language, and are made accessible in all languages used by significant segments of the population. It also measures if administrative regulations and high court decisions are accessible to the public in a timely manner.

3.2 The laws are stable

Measures whether commercial, labor, public health, and criminal laws and regulations are sufficiently stable to allow the people and corporations subject to these regulations to ascertain what conduct is permitted and prohibited.

3.3 Right to petition the government and public participation

Measures whether people can - in practice - get together with others to share ideas, voice concerns, or to make complaints about public officials or public services to various government officers and members of the legislature. It also measures whether local government agencies effectively consult the community and provide sufficient information and advance notice about decisions that affect the community.

3.4 Official information is available on request

Measures whether drafts of legislation and administrative decisions at the national and local levels are available to the public on a timely basis; whether legislative proceedings are broadcast by radio or TV; and whether relevant records - such as budget figures of government agencies, government contracts, transcripts of administrative proceedings, disclosure records of government officials, ombudsman reports, and information relative to community projects - are accessible to the public upon request.



Factor 4: Fundamental Rights

4.1 Equal treatment and absence of discrimination

Measures whether individuals are free from discrimination - based on socio-economic status, gender, ethnicity, religion, national origin, or sexual orientation - in their interactions with the police and public health services, or in court proceedings, public employment, and criminal investigations.

4.2 The right to life and security of the person is effectively guaranteed

Measures whether the police inflict physical harm or fatal physical injury upon criminal suspects during arrest and interrogation; and whether political dissidents are subject to searches or placed in detention centers without warrant, or are killed. It also measures whether the police or criminal organizations threaten, imprison, or punish members of the media.

4.3 Due process of law and rights of the accused

Measures whether the basic rights of criminal suspects are respected, including the presumption of innocence and the freedoms from arbitrary arrest and unreasonable pre-trial detention. It also measures whether criminal suspects are able to access and challenge evidence used against them; whether they are subject to torture or abusive treatment; and whether they are provided with adequate legal assistance. It also measures if the basic rights of prisoners are respected once convicted.

4.4 Freedom of opinion & expression is effectively guaranteed

Measures whether people, civil society organizations, and political parties are free to express opinions about government policies or actions, either individually or in peaceful association with others; and whether the freedom of the media is respected in practice, including exercising oversight of the government without fear of retaliation.

4.5 Freedom of belief and religion is effectively guaranteed

Measures whether religious minorities can freely and publicly observe their holy days and events, and whether non-adherents to a religion are required to submit to religious laws.

4.6 Freedom from arbitrary interference with privacy is effectively guaranteed

Measures whether the police detain people or search their homes without warrants, and whether government officials intercept private telephone or electronic communications of regular citizens or political opponents without judicial authorization.

4.7 Freedom of assembly and association is effectively guaranteed

Measures whether people can freely attend community meetings, join political organizations, hold public non-violent demonstrations, sign petitions, and express opinions against government policies and actions without fearing retaliation.

4.8 Fundamental labor rights are effectively guaranteed

Measures the effective enforcement of fundamental labor rights, including freedom of association and the right to collective bargaining; elimination of discrimination with respect to employment; and effective abolition of forced labor and child labor.



Factor 5: Order & Security

5.1 Crime is effectively controlled

Measures the prevalence of common crimes, including homicide, kidnapping, burglary and theft, armed robbery, and extortion, as well as people's general perceptions of safety in their communities.

5.2 Civil conflict is effectively limited

Measures whether people are protected from armed conflict and terrorism, as reflected by the number of battle related deaths and casualties from one-sided violence and terrorist bombings (source: Uppsala Conflict Data Program and Center for Systemic Peace).

5.3 People do not resort to violence to redress personal grievances

Measures whether people resort to intimidation or violence to resolve civil disputes amongst themselves, or to seek redress from the government; and whether people are free from mob violence.



Factor 6: Regulatory Enforcement

6.1 Government regulations are effectively enforced

Measures whether labor, environmental, public health, commercial, and consumer protection regulations are effectively enforced.

6.2 Government regulations are applied and enforced without improper influence

Measures whether the enforcement of regulations is subject to bribery or improper influence by private interests; and whether public services, such as the issuance of permits and licenses and the administration of public health services, are provided without bribery or other inducements.

6.3 Administrative proceedings are conducted without unreasonable delay

Measures whether administrative proceedings at the national and local levels are conducted without unreasonable delay.

6.4 Due process is respected in administrative proceedings

Measures whether the due process of law is respected in administrative proceedings conducted by national and local authorities in areas such as the environment, taxes, and labor.

6.5 The government does not expropriate without adequate compensation

Measures whether the government respects the property rights of people and corporations, refrains from the illegal seizure of private property, and provides adequate compensation when property is legally expropriated.



Factor 7: Civil Justice

7.1 People can access and afford civil justice

Measures the accessibility and affordability of civil courts, including whether people are aware of available remedies, can access and afford legal advice and representation, and can access the court system without incurring unreasonable fees, encountering unreasonable procedural hurdles, or experiencing physical or linguistic barriers.

7.2 Civil justice is free of discrimination

Measures whether the civil justice system discriminates in practice against users based on socio-economic status, gender, ethnicity, religion, national origin, or sexual orientation.

7.3 Civil justice is free of corruption

Measures whether the civil justice system is free of bribery and improper influence by powerful private interests.

7.4 Civil justice is free of improper government influence

Measures whether the civil justice system is independent from political influence, and whether the government unduly affects the outcome of cases.

7.5 Civil justice is not subject to unreasonable delay

Measures whether civil justice proceedings are conducted and judgments are produced in a timely manner without unreasonable delay.

7.6 Civil justice is effectively enforced

Measures the effectiveness and timeliness of the enforcement of civil justice decisions and judgments in practice.

7.7 Alternative dispute resolution mechanisms are accessible impartial, and effective

Measures whether alternative dispute resolution mechanisms (ADRs) are affordable, efficient, enforceable, and free from corruption.



Factor 8: Criminal Justice

8.1 Criminal investigation system is effective

Measures whether perpetrators of crimes are caught and indicted. It also measures whether the judicial police, investigators, and prosecutors have adequate resources, are free of corruption, and perform their duties competently.

8.2 Criminal adjudication system is timely and effective

Measures whether perpetrators of crimes are prosecuted and punished. It also measures whether criminal judges and other judicial officers are competent and produce speedy decisions, without abuse of pre-trial detention.

8.3 Correctional system is effective in reducing criminal behavior

Measures whether correctional institutions are secure, respect prisoners' rights, and aid in the prevention of recidivism.

8.4 Criminal system is impartial

Measures whether the police and criminal judges are impartial and do not discriminate against suspects based on socio-economic status, gender, ethnicity, religion, national origin, or sexual orientation.

8.5 Criminal system is free of corruption

Measures whether the police, prosecutors, and judges are free from the influence of bribery and improper influence from criminal organizations.

8.6 Criminal system is free of improper government influence

Measures whether the criminal justice system is independent from political influence, including whether the government unduly affects the outcome of cases.

8.7 Due process of law and rights of the accused

Measures whether the basic rights of criminal suspects are respected, including the presumption of innocence and the freedoms from arbitrary arrest and unreasonable pre-trial detention. It also measures whether criminal suspects are able to access and challenge evidence used against them, whether they are subject to torture or abusive treatment, and whether they are provided with adequate legal assistance. It also measures if basic rights of prisoners are respected once convicted.

DATA SOURCES

Every year the WJP collects data from representative samples of the general public (the General Population Polls or GPPs) and legal professionals (the Qualified Respondents' Questionnaires or QRQs) to compute the Index scores and rankings. The GPP surveys provide firsthand information on the experiences and the perceptions of ordinary people regarding a range of pertinent rule of law information, including their dealings with the government, the ease of interacting with State bureaucracy, the extent of bribery and corruption, the availability of dispute resolution systems, and the prevalence of common crimes to which they are exposed. The GPP questionnaire includes 87 perception-based questions and 56 experience-based questions, along with socio-demographic information on all respondents. The questionnaire is translated into local languages, adapted to common expressions, and administered by leading local polling companies using a probability sample of 1,000 respondents in the three largest cities of each country.¹ Depending on the particular situation of each country, three different polling methodologies are used: Face-to-face, Telephone, or Online. The GPPs are carried out in each country every other year. The polling data used in this year's report was collected during the spring of 2011 (for 16 countries), the spring of 2012 (for 34 countries), and the fall of 2013 (for 49 countries). Detailed information regarding the cities covered, the polling companies contracted to administer the questionnaire, and the polling methodology employed in each of the 99 countries is presented in Table 5.

The Qualified Respondents' Questionnaires (QRQs) complement the polling data with assessments from in-country professionals with expertise in civil and commercial law, criminal justice, labor law, and public health. These questionnaires gather timely input from practitioners who frequently interact with state institutions, including information on the efficacy of courts, the strength of regulatory enforcement, and the reliability of accountability mechanisms. The questionnaires contain close-ended perception questions and several hypothetical scenarios with highly detailed factual assumptions aimed at ensuring comparability across countries. The QRQ surveys are conducted annually, and the questionnaires are completed by respondents selected from directories of law firms, universities and colleges, research organizations, and non-governmental organizations (NGOs), as well as through referrals from the WJP global network of practitioners, and vetted by WJP staff based on their expertise. The expert

surveys are administered in three languages. The QRQ data for this report includes a total of 2,423 surveys, which represents an average of 24 respondents per country. These data were collected from July 2013 through December 2013.

DATA CLEANING AND SCORE COMPUTATION

Once collected, the data are carefully processed to arrive at country-level scores. As a first step, the respondent-level data are edited to exclude partially-completed surveys, suspicious data, and outliers (which are detected using the Z-score method). Individual answers are then mapped onto the 47 sub-factors of the Index (or onto the intermediate categories that make up each sub-factor), codified so that all values fall between 0 (least rule of law) and 1 (most rule of law), and aggregated at the country level using the simple (or un-weighted) average of all respondents. To allow for aggregation, the resulting scores are normalized using the Min-Max method. These normalized scores are then successively aggregated from the variable level all the way up to the factor level to produce the final country scores and rankings. In most cases, the GPP and QRQ questions are equally weighted in the calculation of the scores of the intermediate categories (sub-factors and sub-sub-factors). A full picture of how questions are mapped onto indicators and how they are weighted is presented in Botero and Ponce (2012).

DATA VALIDATION

As a final step, data are validated and cross-checked against qualitative and quantitative third-party sources to provide an additional layer of analysis and to identify possible mistakes or inconsistencies within the data. The third-party data sources used to cross-check the Index scores are described in Botero and Ponce (2012).

METHODOLOGICAL CHANGES TO THIS YEAR'S REPORT

Every year, the WJP reviews the methods of data collection to ensure that the information produced is valid, useful, and continues to capture the status of the rule of law in the world. To maintain consistency with previous editions and to facilitate tracking changes over time, the 2014 questionnaires and data maps are closely aligned with those administered in the past, with only three minor changes. First, sub-factors 5.1 "Crime is effectively controlled", 8.1 "Criminal investigation system is effective", and 8.2 "Criminal adjudication system is timely and effective" include new data from two experienced-based questions of the general population poll. Second, in the construction of sub-factors 3.1 "The laws are publicized and stable", 8.6 "Criminal system is free of improper government influence", and 7.4 "Civil system is free of improper

¹ In the case of online surveys, samples are not probability samples, as they are drawn from convenience samples such as access panels. In those cases, however, quota controls are used to ensure that the structure of the sample is balanced to the country's population figures in terms of income (or socio-economic status), gender, and city based on census data.

TABLE 5: CITY COVERAGE AND POLLING METHODOLOGY IN THE 99 INDEXED COUNTRIES & TERRITORIES

COUNTRY/TERRITORY	CITIES COVERED	POLLING COMPANY	METHODOLOGY	SAMPLE	YEAR
Afghanistan	Kabul, Herat, Kandahar	ACSOR Surveys, a subsidiary of D3 Systems, Inc.	Face-to-face	1014	2013
Albania	Tirana, Durres, Shkoder	Market Research & Polls - EURASIA (MRP-EURASIA)	Face-to-face	1000	2013
Argentina	Buenos Aires, Cordoba, Rosario	Statmark Group	Face-to-face	1000	2013
Australia	Sydney, Melbourne, Brisbane	Survey Sampling International	Online	1000	2013
Austria	Vienna, Graz, Linz	Market Institut	Online	1000	2009
Bangladesh	Dhaka, Chittagong, Khulna	Org-Quest Research	Face-to-face	1000	2013
Belarus	Minsk, Gomel, Mogilev	Market Research & Polls - EURASIA (MRP-EURASIA)	Face-to-face	1000	2012
Belgium	Antwerp, Ghent, Charleroi	Survey Sampling International	Online	1000	2013
Bolivia	La Paz, Santa Cruz, Cochabamba	Prime Consulting	Face-to-face	1201	2013
Bosnia & Herzegovina	Sarajevo, Banja Luka, Tuzla	Market Research & Polls - EURASIA (MRP-EURASIA)	Face-to-face	1000	2012
Botswana	Gaborone, Francistown, Molepolole	SIS International Research	Face-to-face	1045	2012
Brazil	São Paulo, Rio de Janeiro, Belo Horizonte	Fine Research	Mixed (Face-to-face & Telephone)	850	2011
Bulgaria	Sofia, Plovdiv, Varna	Alpha Research	Face-to-face	1027	2013
Burkina Faso	Ouagadougou, Bobo-Dioulasso, Dedougou	TNS-RMS Cameroun Ltd.	Face-to-face	1007	2012
Cambodia	Phnom Penh, Battambang, Kampong Cham	Indochina Research Ltd	Face-to-face	1006	2011
Cameroon	Douala, Yaounde, Bamenda	Liaison Marketing	Face-to-face	997	2013
Canada	Toronto, Montreal, Vancouver	Survey Sampling International	Online	1000	2012
Chile	Santiago, Valparaíso, Concepción	Fine Research	Telephone	850	2011
China	Shanghai, Beijing, Guangzhou	IBI Partners	Face-to-face	1002	2013
Colombia	Bogota, Medellín, Barranquilla	Statmark Group	Face-to-face	1017	2013
Cote d'Ivoire	Abidjan, Bouake, San Pedro	TNS-RMS Cameroun Ltd.	Face-to-face	1013	2012
Croatia	Zagreb, Split, Rijeka	Market Research & Polls - EURASIA (MRP-EURASIA)	Face-to-face	1000	2013
Czech Republic	Prague, Brno, Ostrava	Survey Sampling International	Online	1001	2011
Denmark	Copenhagen, Aarhus, Odense	Survey Sampling International	Online	1000	2012
Dominican Republic	Santo Domingo, Distrito Nacional, Santiago	CID-Gallup	Face-to-face	1000	2013
Ecuador	Quito, Guayaquil, Cuenca	Prime Consulting	Face-to-face	1152	2012
Egypt	Cairo, Alexandria, Giza	WJP in collaboration with local partner	Face-to-face	1000	2012
El Salvador	San Salvador, San Miguel, Santa Ana	CID-Gallup	Face-to-face	1009	2013
Estonia	Tallinn, Tartu, Narva	Survey Sampling International	Online	1000	2011
Ethiopia	Addis Ababa, Dire Dawa, Mek'ele	Research Solutions Limited	Face-to-face	1019	2011
Finland	Helsinki, Tampere, Turku	Survey Sampling International	Online	1000	2012
France	Paris, Lyon, Marseille	Survey Sampling International	Online	1001	2013
Georgia	Tbilisi, Kutaisi, Batumi	ACT Marketing Research & Consulting	Face-to-face	1000	2012
Germany	Berlin, Hamburg, Munich	Survey Sampling International	Online	1000	2013
Ghana	Accra, Kumasi, Sekondi-Takoradi	FACTS International Ghana Limited	Face-to-face	1005	2013
Greece	Athens, Salonica, Patras	Centrum S.A.	Telephone	1000	2012
Guatemala	Guatemala City, Quetzaltenango, Escuintla	CID-Gallup	Face-to-face	1026	2013
Hong Kong SAR, China	Hong Kong	IBI Partners	Face-to-face	1006	2011
Hungary	Budapest, Debrecen, Miskolc	SIS International Research	Face-to-face	1000	2012
India	Mumbai, Delhi, Bangalore	Ipsos Public Affairs	Face-to-face	1047	2013
Indonesia	Jakarta, Surabaya, Bandung	MRI-Marketing Research Indonesia	Face-to-face	1067	2013
Iran	Teheran, Mashhad, Isfahan	WJP in collaboration with local partner	Face-to-face	1045	2013
Italy	Rome, Milan, Naples	Survey Sampling International	Online	1000	2011
Jamaica	Kingston, Portmore, Spanish Town	Statmark Group	Face-to-face	1000	2011
Japan	Tokyo, Yokohama, Osaka	IBI Partners	Face-to-face	1002	2013
Jordan	Amman, Irbid, Zarqa	WJP in collaboration with local partner	Face-to-face	1004	2013
Kazakhstan	Almaty, Astana, Shymkent	VCIOM	Face-to-face	1002	2013
Kenya	Nairobi, Mombasa, Nakuru	TNS-RMS	Face-to-face	1003	2013
Kyrgyzstan	Bishkek, Osh, Jalalabad	VCIOM	Face-to-face	1000	2013
Lebanon	Beirut, Tripoli, Sidon	WJP in collaboration with local partner	Face-to-face	1001	2011
Liberia	Monrovia, Kakata, Gbarnga	FACTS International Ghana Limited	Face-to-face	1000	2013
Macedonia, FYR	Skopje, Bitola, Kumanovo	Market Research & Polls - EURASIA (MRP-EURASIA)	Face-to-face	1000	2012
Madagascar	Antananarivo, Antsirabe, Toamasina	DCDM Research	Face-to-face	1002	2012
Malawi	Lilongwe, Blantyre, Mzuzu	SIS International Research	Face-to-face	1001	2012
Malaysia	Kuala Lumpur, Ipoh, Johor Bahru	IBI Partners	Face-to-face	1006	2011
Mexico	Mexico City, Guadalajara, Monterrey	On Target	Telephone	1000	2012
Moldova	Chisinau, Balti, Cahul	Market Research & Polls - EURASIA (MRP-EURASIA)	Face-to-face	1000	2012
Mongolia	Ulaanbaatar, Erdenet, Darkhan	Sant Maral	Face-to-face	1000	2012
Morocco	Casablanca, Rabat, Marrakesh	Ipsos Public Affairs	Face-to-face	1000	2013
Myanmar	Mandalay, Naypyidaw, Yangon	IBI Partners	Face-to-face	1004	2013
Nepal	Kathmandu, Morang, Rupandehi	Ipsos	Face-to-face	1015	2012
Netherlands	Amsterdam, Rotterdam, The Hague	Survey Sampling International	Online	1000	2013
New Zealand	Auckland, Wellington, Christchurch	IBI Partners	Telephone	1006	2011
Nicaragua	Managua, León, Esteli	Statmark Group	Face-to-face	1000	2012
Nigeria	Lagos, Oyo, Kano	Marketing Support Consultancy	Face-to-face	1048	2013
Norway	Oslo, Bergen, Trondheim	Survey Sampling International	Online	1005	2011
Pakistan	Karachi, Lahore, Faisalabad	Gallup Pakistan (member of Gallup International)	Face-to-face	1902	2013
Panama	Panama City, Colón, David Chiriquí	Statmark Group	Face-to-face	1000	2012
Peru	Lima, Trujillo, Arequipa	Prime Consulting	Face-to-face	1231	2013
Philippines	Manila, Davao, Cebu	IBI Partners	Face-to-face	1000	2013
Poland	Warsaw, Lodz, Cracow	Market Research & Polls - EURASIA (MRP-EURASIA)	Face-to-face	1000	2013
Portugal	Lisbon, Porto, Braga	Survey Sampling International	Online	1000	2012
Republic of Korea	Seoul, Busan, Incheon	IBI Partners	Face-to-face	1004	2013
Romania	Bucharest, Cluj-Napoca, Timisoara	Market Research & Polls - EURASIA (MRP-EURASIA)	Face-to-face	1000	2013
Russia	Moscow, Saint Petersburg, Novosibirsk	VCIOM	Face-to-face	1000	2013
Senegal	Dakar, Thies, Saint-Louis	Liaison Marketing	Face-to-face	1000	2013
Serbia	Belgrade, Novi Sad, Nis	Market Research & Polls - EURASIA (MRP-EURASIA)	Face-to-face	1000	2012
Sierra Leone	Freetown, Kenema, Makeni	TNS-RMS Cameroun Ltd.	Face-to-face	1005	2012
Singapore	Singapore	Survey Sampling International	Online	1000	2012
Slovenia	Ljubljana, Maribor, Celje	SIS International Research	Face-to-face	1000	2012
South Africa	Johannesburg, Cape Town, Durban	Quest Research Services	Face-to-face	1000	2013
Spain	Madrid, Barcelona, Valencia	Survey Sampling International	Online	1000	2013
Sri Lanka	Colombo, Negombo, Kandy	Ipsos	Face-to-face	1020	2012
Sweden	Stockholm, Gothenburg, Malmö	Survey Sampling International	Online	1000	2013
Tanzania	Dar es Salaam, Mwanza, Shinyanga	Consumer Options Ltd.	Face-to-face	1000	2012
Thailand	Bangkok, Nonthaburi, Pak Kret	IBI Partners	Face-to-face	1008	2013
Tunisia	Tunis, Sfax, Sousse	WJP in collaboration with local partner	Face-to-face	1000	2012
Turkey	Istanbul, Ankara, Izmir	TNS Turkey	Face-to-face	1003	2013
Uganda	Kampala, Mbarara, Mbale	TNS-RMS	Face-to-face	1002	2013
Ukraine	Kiev, Kharkiv, Odesa	Market Research & Polls - EURASIA (MRP-EURASIA)	Face-to-face	1000	2013
United Arab Emirates	Dubai, Sharjah, Abu Dhabi	WJP in collaboration with local partner	Face-to-face	1011	2011
United Kingdom	London, Birmingham, Glasgow	Survey Sampling International	Online	1000	2013
United States	New York, Los Angeles, Chicago	Survey Sampling International	Online	1000	2013
Uruguay	Montevideo, Salto, Paysandu	Statmark Group	Telephone	1000	2012
Uzbekistan	Fergana, Samarkand, Tashkent	Market Research & Polls - EURASIA (MRP-EURASIA)	Face-to-face	1000	2012
Venezuela	Caracas, Maracaibo, Barquisimeto	WJP in collaboration with local partner	Face-to-face	1000	2013
Vietnam	Ho Chi Minh City, Ha Noi, Hai Phong	Indochina Research Ltd	Face-to-face	1000	2011
Zambia	Lusaka, Kitwe, Ndola	SIS International Research	Face-to-face	1004	2012
Zimbabwe	Harare, Bulawayo, Chitungwiza	SIS International Research	Face-to-face	1005	2012

government influence”, several questions were removed (five questions in the first case, and one question in the second and third cases). Finally, in the construction of sub-factor 5.2 “Civil conflict is effectively limited”, the categorical coding of the variables “battle deaths”, “one-sided casualties”, “terrorism deaths”, and “terrorism events” was revised.

In addition, in order to improve the accuracy of the QRQ results and reduce respondent burden, pro-active dependent interviewing techniques were used to remind respondents who participated in last year’s survey of their responses in the previous year.

TRACKING CHANGES OVER TIME

This year’s report introduces a measure to illustrate whether the rule of law in a country, as measured through the factors of the WJP Rule of Law Index, changed over the course of the past year. This measure is presented in the form of arrows and represents a summary of rigorous statistical testing based on the use of bootstrapping procedures (see below). For each factor, this measure takes the value of zero (no arrow) if there was no statistically significant change in the score since last year; a positive value (upward arrow) if there was a change leading to a statistically significant improvement in the score; and a negative value (downward arrow) if there was a change leading to a statistically significant deterioration in the score. This measure complements the numerical scores and rankings presented in this report, which benchmark each country’s current performance on the factors and sub-factors of the Index against that of other countries.

The measure of change over time is constructed in four steps:

1. First, to allow for comparisons across the 2012 and 2013 data, the country-level raw values of each variable are mapped onto the 47 sub-factors (using the 2012 data map) and then normalized on a scale of 0-1 using the Min-Max method, so the maximum and minimum values of each variable over the two years equal one and zero, respectively.
2. The normalized variables are aggregated to yield country scores for each of the factors and sub-factors of the Index for each year. Last year’s scores are then subtracted from this year’s to obtain, for each country and each factor, the annual difference in scores.
3. To test whether the annual changes are statistically significant, a bootstrapping procedure is used to estimate standard errors. To calculate these errors, 100 samples of respondent-level observations (of equal size to the original sample) are randomly selected with replacement for each country from the

pooled set of respondents for 2012 and 2013. These samples are used to produce a set of 100 country-level scores for each factor and each country, which are utilized to calculate the final standard errors. These errors – which measure the uncertainty associated with picking a particular sample of respondents – are then employed to conduct pair-wise t-tests for each country and each factor.

4. Finally, to illustrate the annual change, a measure of change over time is produced based on the value of the annual difference and its statistical significance (at the 95 percent level).

STRENGTHS AND LIMITATIONS

The Index methodology displays both strengths and limitations. Among its strengths is the inclusion of expert and household surveys to ensure that the findings reflect the conditions experienced by the population. Another strength is that it approaches the measurement of rule of law from various angles by triangulating information across data sources and types of questions. This approach not only enables accounting for different perspectives on the rule of law, but it also helps to reduce possible bias that might be introduced by any one particular data collection method. Finally, it relies on statistical testing to determine the significance of the changes in the factor scores over the last year.

With the aforementioned methodological strengths come a number of limitations. First, the data shed light on rule of law dimensions that appear comparatively strong or weak, but are not specific enough to establish causation. Thus, it will be necessary to use the Index in combination with other analytical tools to provide a full picture of causes and possible solutions. Second, the methodology has been applied only in three major urban areas in each of the indexed countries. This year, the WJP is piloting the application of the methodology to rural areas. Third, given the rapid changes occurring in some countries, scores for some countries may be sensitive to the specific points in time when the data were collected. To address this, next year the WJP will pilot test methods of moving averages to account for short-term fluctuations. Fourth, the QRQ data may be subject to problems of measurement error due to the limited number of experts in some countries, resulting in less precise estimates. To address this, the WJP works constantly to expand its network of in-country academic and practitioner experts who contribute their time and expertise to this endeavor. Finally, due to the limited number of experts in some countries (which implies higher standard errors) and the fact that the GPPs are carried

out in each country every other year (which implies that for some countries, some variables do not change from one year to another),² it is possible that the test described above fails to detect small changes in a country's situation over time.

OTHER METHODOLOGICAL CONSIDERATIONS

A detailed presentation of the methodology, including a description of the more than five hundred variables used to construct the Index scores, are available in Botero, J and Ponce, A. (2012) "Measuring the Rule of Law". WJP Working Paper No. 2, available online at www.worldjusticeproject.org.

² While the QRQ surveys are administered annually in every country, the GPP surveys are administered annually in approximately half of the countries in the Index country sample (meaning GPPs are conducted every other year in any given country).

Data Tables 

RANKINGS BY INCOME

	COUNTRY/TERRITORY	CONSTRAINTS ON GOVERNMENT POWERS	ABSENCE OF CORRUPTION	OPEN GOVERNMENT	FUNDAMENTAL RIGHTS	ORDER & SECURITY	REGULATORY ENFORCEMENT	CIVIL JUSTICE	CRIMINAL JUSTICE
HIGH INCOME	Australia	8/30	8/30	12/30	10/30	12/30	7/30	12/30	11/30
	Austria	6/30	10/30	6/30	5/30	9/30	6/30	7/30	5/30
	Belgium	11/30	13/30	18/30	9/30	14/30	19/30	19/30	20/30
	Canada	13/30	14/30	3/30	16/30	13/30	9/30	13/30	15/30
	Croatia	29/30	30/30	28/30	29/30	26/30	30/30	29/30	27/30
	Czech Republic	22/30	27/30	25/30	11/30	22/30	22/30	20/30	19/30
	Denmark	1/30	1/30	5/30	2/30	3/30	2/30	4/30	3/30
	Estonia	12/30	18/30	15/30	12/30	20/30	13/30	15/30	13/30
	Finland	5/30	6/30	11/30	4/30	7/30	11/30	8/30	1/30
	France	14/30	20/30	16/30	18/30	23/30	14/30	18/30	21/30
	Germany	9/30	12/30	14/30	8/30	11/30	16/30	3/30	16/30
	Greece	26/30	29/30	26/30	26/30	27/30	29/30	24/30	30/30
	Hong Kong SAR, China	23/30	9/30	10/30	27/30	4/30	15/30	16/30	10/30
	Hungary	28/30	25/30	27/30	28/30	17/30	28/30	30/30	28/30
	Italy	24/30	26/30	29/30	21/30	28/30	27/30	28/30	23/30
	Japan	15/30	11/30	8/30	20/30	1/30	12/30	11/30	18/30
	Netherlands	7/30	7/30	7/30	6/30	18/30	4/30	2/30	9/30
	New Zealand	4/30	3/30	2/30	7/30	10/30	5/30	9/30	12/30
	Norway	2/30	2/30	1/30	3/30	16/30	1/30	1/30	4/30
	Poland	21/30	24/30	23/30	23/30	21/30	24/30	21/30	17/30
	Portugal	18/30	23/30	22/30	17/30	29/30	25/30	22/30	25/30
	Republic of Korea	16/30	16/30	13/30	22/30	6/30	17/30	10/30	8/30
	Singapore	20/30	5/30	20/30	24/30	2/30	8/30	6/30	2/30
	Slovenia	27/30	28/30	21/30	13/30	25/30	26/30	26/30	26/30
	Spain	25/30	22/30	24/30	14/30	24/30	23/30	23/30	24/30
	Sweden	3/30	4/30	4/30	1/30	5/30	3/30	5/30	6/30
	United Arab Emirates	30/30	17/30	30/30	30/30	8/30	21/30	27/30	7/30
	United Kingdom	10/30	15/30	9/30	15/30	19/30	10/30	14/30	14/30
	United States	19/30	21/30	17/30	25/30	15/30	20/30	25/30	22/30
	Uruguay	17/30	19/30	19/30	19/30	30/30	18/30	17/30	29/30
UPPER MIDDLE INCOME	Argentina	20/29	14/29	17/29	3/29	23/29	26/29	8/29	24/29
	Belarus	28/29	7/29	26/29	25/29	6/29	9/29	4/29	11/29
	Bosnia & Herzegovina	13/29	18/29	10/29	4/29	11/29	14/29	16/29	5/29
	Botswana	2/29	2/29	2/29	16/29	3/29	1/29	3/29	1/29
	Brazil	3/29	12/29	7/29	6/29	18/29	6/29	14/29	23/29
	Bulgaria	14/29	22/29	16/29	7/29	8/29	19/29	12/29	15/29
	Chile	1/29	1/29	1/29	1/29	15/29	2/29	2/29	2/29
	China	26/29	15/29	24/29	28/29	4/29	28/29	25/29	12/29
	Colombia	10/29	21/29	8/29	18/29	26/29	15/29	15/29	26/29
	Dominican Republic	19/29	26/29	11/29	14/29	25/29	27/29	17/29	21/29
	Ecuador	23/29	17/29	25/29	19/29	27/29	17/29	24/29	27/29
	Iran	25/29	10/29	28/29	29/29	21/29	8/29	7/29	19/29
	Jamaica	4/29	16/29	18/29	12/29	19/29	3/29	18/29	13/29
	Jordan	17/29	4/29	21/29	22/29	2/29	4/29	1/29	4/29
	Kazakhstan	27/29	20/29	27/29	21/29	7/29	22/29	19/29	17/29
	Lebanon	9/29	25/29	19/29	11/29	10/29	24/29	22/29	14/29
	Macedonia, FYR	15/29	6/29	3/29	8/29	12/29	10/29	9/29	8/29
	Malaysia	12/29	3/29	9/29	26/29	1/29	13/29	6/29	6/29
	Mexico	11/29	27/29	6/29	17/29	29/29	16/29	27/29	28/29
	Panama	22/29	19/29	5/29	13/29	16/29	18/29	21/29	20/29
	Peru	6/29	28/29	20/29	5/29	22/29	20/29	26/29	22/29
	Romania	8/29	9/29	12/29	2/29	5/29	11/29	5/29	3/29
	Russia	24/29	23/29	22/29	24/29	20/29	25/29	20/29	25/29
	Serbia	18/29	24/29	13/29	9/29	14/29	23/29	23/29	16/29
	South Africa	5/29	13/29	4/29	10/29	24/29	7/29	11/29	10/29
	Thailand	16/29	8/29	15/29	15/29	13/29	21/29	28/29	7/29
	Tunisia	7/29	11/29	14/29	20/29	9/29	12/29	10/29	9/29
	Turkey	21/29	5/29	23/29	23/29	17/29	5/29	13/29	18/29
	Venezuela	29/29	29/29	29/29	27/29	28/29	29/29	29/29	29/29
LOWER MIDDLE INCOME	Albania	12/24	17/24	12/24	5/24	9/24	10/24	8/24	14/24
	Bangladesh	18/24	22/24	20/24	20/24	17/24	22/24	20/24	23/24
	Bolivia	22/24	18/24	18/24	17/24	19/24	21/24	24/24	24/24
	Cameroon	21/24	24/24	22/24	18/24	18/24	23/24	23/24	21/24
	Cote d'Ivoire	16/24	10/24	21/24	16/24	20/24	7/24	9/24	10/24
	Egypt	15/24	5/24	13/24	22/24	13/24	14/24	17/24	8/24
	El Salvador	11/24	6/24	19/24	3/24	15/24	6/24	11/24	19/24
	Georgia	9/24	1/24	5/24	6/24	2/24	1/24	1/24	1/24
	Ghana	1/24	7/24	3/24	1/24	11/24	4/24	2/24	6/24
	Guatemala	10/24	14/24	10/24	9/24	21/24	19/24	21/24	22/24
	India	4/24	12/24	2/24	10/24	22/24	16/24	18/24	5/24
	Indonesia	2/24	15/24	1/24	11/24	7/24	5/24	12/24	12/24
	Moldova	17/24	19/24	11/24	13/24	6/24	15/24	14/24	17/24
	Mongolia	7/24	11/24	23/24	4/24	5/24	12/24	4/24	3/24
	Morocco	6/24	9/24	6/24	19/24	8/24	3/24	6/24	16/24
	Nicaragua	23/24	13/24	8/24	14/24	16/24	13/24	19/24	15/24
	Nigeria	13/24	23/24	15/24	21/24	23/24	17/24	7/24	20/24
	Pakistan	14/24	20/24	24/24	23/24	24/24	24/24	22/24	11/24
	Philippines	5/24	3/24	9/24	12/24	10/24	9/24	16/24	13/24
	Senegal	3/24	4/24	14/24	2/24	14/24	2/24	3/24	7/24
	Sri Lanka	8/24	2/24	4/24	8/24	12/24	11/24	15/24	2/24
	Ukraine	19/24	21/24	7/24	7/24	3/24	18/24	5/24	18/24
	Uzbekistan	24/24	16/24	17/24	24/24	1/24	8/24	10/24	9/24
	Vietnam	20/24	8/24	16/24	15/24	4/24	20/24	13/24	4/24
LOW INCOME	Afghanistan	10/16	16/16	11/16	12/16	16/16	15/16	16/16	16/16
	Burkina Faso	9/16	1/16	4/16	2/16	7/16	1/16	2/16	5/16
	Cambodia	15/16	11/16	8/16	10/16	3/16	13/16	15/16	15/16
	Ethiopia	14/16	2/16	13/16	14/16	9/16	10/16	12/16	3/16
	Kenya	7/16	14/16	9/16	9/16	10/16	7/16	7/16	10/16
	Kyrgyzstan	8/16	15/16	6/16	6/16	2/16	3/16	8/16	11/16
	Liberia	4/16	10/16	10/16	3/16	15/16	14/16	14/16	12/16
	Madagascar	13/16	9/16	3/16	8/16	1/16	8/16	10/16	9/16
	Malawi	6/16	4/16	7/16	4/16	8/16	6/16	1/16	1/16
	Myanmar	12/16	3/16	14/16	15/16	5/16	12/16	13/16	14/16
	Nepal	1/16	6/16	1/16	1/16	4/16	2/16	9/16	4/16
	Sierra Leone	2/16	8/16	15/16	5/16	13/16	9/16	5/16	13/16
	Tanzania	3/16	7/16	5/16	7/16	14/16	5/16	4/16	2/16
	Uganda	11/16	12/16	12/16	13/16	12/16	11/16	3/16	6/16
	Zambia	5/16	5/16	2/16	11/16	6/16	4/16	6/16	8/16
	Zimbabwe	16/16	13/16	16/16	16/16	11/16	16/16	11/16	7/16

RANKINGS BY REGION

	COUNTRY/TERRITORY	CONTRAINTS ON GOVERNMENT POWERS	ABSENCE OF CORRUPTION	OPEN GOVERNMENT	FUNDAMENTAL RIGHTS	ORDER & SECURITY	REGULATORY ENFORCEMENT	CIVIL JUSTICE	CRIMINAL JUSTICE
WESTERN EUROPE & NORTH AMERICA	Austria	5/24	6/24	5/24	5/24	4/24	5/24	6/24	4/24
	Belgium	9/24	8/24	13/24	8/24	7/24	12/24	12/24	13/24
	Bulgaria	24/24	24/24	24/24	23/24	19/24	24/24	22/24	24/24
	Canada	11/24	9/24	2/24	14/24	6/24	6/24	8/24	9/24
	Croatia	22/24	22/24	21/24	24/24	21/24	23/24	23/24	21/24
	Czech Republic	16/24	19/24	18/24	9/24	15/24	14/24	13/24	12/24
	Denmark	1/24	1/24	4/24	2/24	1/24	2/24	4/24	2/24
	Estonia	10/24	11/24	10/24	10/24	13/24	9/24	10/24	7/24
	Finland	4/24	4/24	8/24	4/24	3/24	8/24	7/24	1/24
	France	12/24	12/24	11/24	16/24	16/24	10/24	11/24	14/24
	Germany	7/24	7/24	9/24	7/24	5/24	11/24	3/24	10/24
	Greece	19/24	21/24	19/24	21/24	22/24	21/24	17/24	23/24
	Hungary	21/24	17/24	20/24	22/24	10/24	20/24	24/24	22/24
	Italy	17/24	18/24	22/24	17/24	23/24	19/24	21/24	16/24
	Netherlands	6/24	5/24	6/24	6/24	11/24	4/24	2/24	6/24
	Norway	2/24	2/24	1/24	3/24	9/24	1/24	1/24	3/24
	Poland	15/24	16/24	16/24	18/24	14/24	16/24	14/24	11/24
	Portugal	13/24	15/24	15/24	15/24	24/24	17/24	15/24	18/24
	Romania	23/24	23/24	23/24	19/24	17/24	22/24	20/24	20/24
	Slovenia	20/24	20/24	14/24	11/24	20/24	18/24	19/24	19/24
EAST ASIA & PACIFIC	Spain	18/24	14/24	17/24	12/24	18/24	15/24	16/24	17/24
	Sweden	3/24	3/24	3/24	1/24	2/24	3/24	5/24	5/24
	United Kingdom	8/24	10/24	7/24	13/24	12/24	7/24	9/24	8/24
	United States	14/24	13/24	12/24	20/24	8/24	13/24	18/24	15/24
	Australia	2/15	3/15	4/15	2/15	7/15	2/15	5/15	4/15
	Cambodia	15/15	15/15	13/15	12/15	13/15	15/15	15/15	15/15
	China	14/15	10/15	11/15	14/15	8/15	12/15	11/15	11/15
	Hong Kong SAR, China	6/15	4/15	3/15	6/15	3/15	5/15	6/15	3/15
	Indonesia	7/15	14/15	7/15	9/15	11/15	7/15	9/15	12/15
	Japan	3/15	5/15	2/15	3/15	1/15	4/15	4/15	6/15
	Malaysia	9/15	7/15	8/15	13/15	6/15	8/15	7/15	7/15
	Mongolia	10/15	13/15	14/15	7/15	10/15	11/15	8/15	9/15
	Myanmar	12/15	12/15	15/15	15/15	15/15	14/15	13/15	14/15
	New Zealand	1/15	1/15	1/15	1/15	5/15	1/15	2/15	5/15
	Philippines	8/15	9/15	10/15	10/15	14/15	9/15	12/15	13/15
	Republic of Korea	4/15	6/15	5/15	4/15	4/15	6/15	3/15	2/15
	Singapore	5/15	2/15	6/15	5/15	2/15	3/15	1/15	1/15
	Thailand	11/15	8/15	9/15	8/15	12/15	10/15	14/15	8/15
	Vietnam	13/15	11/15	12/15	11/15	9/15	13/15	10/15	10/15
EASTERN EUROPE & CENTRAL ASIA	Albania	5/13	10/13	7/13	4/13	11/13	8/13	6/13	9/13
	Belarus	12/13	4/13	12/13	12/13	4/13	3/13	1/13	4/13
	Bosnia & Herzegovina	1/13	5/13	3/13	1/13	7/13	5/13	7/13	1/13
	Georgia	2/13	1/13	2/13	5/13	2/13	1/13	2/13	2/13
	Kazakhstan	11/13	6/13	13/13	9/13	5/13	7/13	9/13	7/13
	Kyrgyzstan	6/13	13/13	10/13	7/13	10/13	11/13	12/13	13/13
	Macedonia, FYR	3/13	3/13	1/13	2/13	8/13	4/13	3/13	3/13
	Moldova	8/13	11/13	6/13	8/13	6/13	12/13	13/13	11/13
	Russia	10/13	7/13	8/13	11/13	13/13	10/13	10/13	10/13
	Serbia	4/13	8/13	4/13	3/13	9/13	9/13	11/13	5/13
	Turkey	7/13	2/13	9/13	10/13	12/13	2/13	4/13	8/13
	Ukraine	9/13	12/13	5/13	6/13	3/13	13/13	5/13	12/13
	Uzbekistan	13/13	9/13	11/13	13/13	1/13	6/13	8/13	6/13
MIDDLE EAST & NORTH AFRICA	Egypt	6/7	5/7	5/7	6/7	6/7	7/7	7/7	5/7
	Iran	7/7	3/7	7/7	7/7	7/7	4/7	3/7	6/7
	Jordan	5/7	2/7	6/7	4/7	2/7	2/7	1/7	2/7
	Lebanon	3/7	7/7	4/7	1/7	4/7	6/7	6/7	4/7
	Morocco	4/7	6/7	1/7	5/7	5/7	3/7	5/7	7/7
	Tunisia	1/7	4/7	2/7	2/7	3/7	5/7	4/7	3/7
	United Arab Emirates	2/7	1/7	3/7	3/7	1/7	1/7	2/7	1/7
LATIN AMERICA & THE CARIBBEAN	Argentina	11/16	4/16	9/16	3/16	10/16	12/16	3/16	8/16
	Bolivia	14/16	15/16	14/16	15/16	9/16	15/16	15/16	15/16
	Brazil	3/16	3/16	5/16	5/16	5/16	4/16	4/16	7/16
	Chile	1/16	2/16	1/16	2/16	1/16	2/16	2/16	1/16
	Colombia	6/16	9/16	6/16	12/16	12/16	5/16	5/16	10/16
	Dominican Republic	10/16	12/16	7/16	9/16	11/16	13/16	6/16	5/16
	Ecuador	13/16	6/16	13/16	13/16	13/16	8/16	10/16	11/16
	El Salvador	9/16	7/16	15/16	6/16	4/16	7/16	7/16	12/16
	Guatemala	8/16	11/16	10/16	10/16	14/16	14/16	14/16	13/16
	Jamaica	4/16	5/16	11/16	7/16	7/16	3/16	8/16	3/16
	Mexico	7/16	13/16	4/16	11/16	16/16	6/16	12/16	14/16
	Nicaragua	15/16	10/16	8/16	14/16	6/16	11/16	13/16	9/16
	Panama	12/16	8/16	3/16	8/16	2/16	9/16	9/16	4/16
	Peru	5/16	14/16	12/16	4/16	8/16	10/16	11/16	6/16
	Uruguay	2/16	1/16	2/16	1/16	3/16	1/16	1/16	2/16
	Venezuela	16/16	16/16	16/16	16/16	15/16	16/16	16/16	16/16
SUB-SAHARAN AFRICA	Botswana	1/18	1/18	1/18	6/18	1/18	1/18	1/18	1/18
	Burkina Faso	12/18	4/18	7/18	4/18	5/18	3/18	5/18	9/18
	Cameroon	16/18	18/18	14/18	13/18	10/18	16/18	18/18	18/18
	Cote d'Ivoire	13/18	9/18	13/18	10/18	6/18	8/18	8/18	8/18
	Ethiopia	17/18	5/18	16/18	17/18	8/18	14/18	16/18	4/18
	Ghana	2/18	6/18	3/18	1/18	3/18	5/18	3/18	6/18
	Kenya	10/18	16/18	11/18	12/18	9/18	10/18	13/18	14/18
	Liberia	7/18	13/18	12/18	5/18	17/18	17/18	17/18	15/18
	Madagascar	15/18	12/18	5/18	11/18	2/18	11/18	14/18	13/18
	Malawi	9/18	7/18	10/18	7/18	6/18	9/18	2/18	2/18
	Nigeria	11/18	17/18	9/18	15/18	18/18	12/18	7/18	17/18
	Senegal	3/18	3/18	6/18	2/18	7/18	2/18	4/18	7/18
	Sierra Leone	5/18	11/18	17/18	8/18	15/18	13/18	11/18	16/18
	South Africa	4/18	2/18	2/18	3/18	14/18	4/18	6/18	5/18
	Tanzania	6/18	10/18	8/18	9/18	16/18	8/18	10/18	3/18
	Uganda	14/18	14/18	15/18	16/18	12/18	15/18	9/18	10/18
SOUTH ASIA	Zambia	8/18	8/18	4/18	14/18	4/18	7/18	12/18	12/18
	Zimbabwe	18/18	15/18	18/18	18/18	11/18	18/18	15/18	11/18
	Afghanistan	5/6	6/6	5/6	5/6	5/6	6/6	6/6	6/6
	Bangladesh	6/6	5/6	4/6	4/6	3/6	4/6	4/6	5/6
	India	1/6	2/6	1/6	3/6	4/6	3/6	3/6	2/6
	Nepal	2/6	3/6	3/6	1/6	1/6	1/6	1/6	3/6
	Pakistan	4/6	4/6	6/6	6/6	6/6	5/6	5/6	4/6
	Sri Lanka	3/6	1/6	2/6	2/6	2/6	2/6	2/6	1/6

FACTOR 1: CONSTRAINTS ON GOVERNMENT POWERS

COUNTRY/TERRITORY	CONSTRAINTS ON GOVERNMENT POWERS	1.1 LIMITS BY LEGISLATURE	1.2 LIMITS BY JUDICIARY	1.3 INDEPENDENT AUDITING	1.4 SANCTIONS FOR OFFICIAL MISCONDUCT	1.5 NON-GOVERNMENTAL CHECKS	1.6 LAWFUL TRANSITION OF POWER
Afghanistan	0.43	0.61	0.38	0.24	0.30	0.60	0.44
Albania	0.47	0.58	0.49	0.38	0.33	0.55	0.51
Argentina	0.47	0.41	0.35	0.44	0.30	0.63	0.67
Australia	0.86	0.86	0.85	0.83	0.81	0.86	0.94
Austria	0.86	0.90	0.81	0.77	0.78	0.92	0.99
Bangladesh	0.41	0.55	0.45	0.41	0.27	0.40	0.41
Belarus	0.34	0.27	0.28	0.39	0.50	0.27	0.34
Belgium	0.81	0.84	0.75	0.78	0.76	0.82	0.88
Bolivia	0.38	0.33	0.24	0.41	0.36	0.45	0.46
Bosnia & Herzegovina	0.54	0.62	0.51	0.49	0.42	0.57	0.63
Botswana	0.69	0.72	0.74	0.46	0.69	0.76	0.77
Brazil	0.63	0.72	0.62	0.49	0.40	0.74	0.83
Bulgaria	0.53	0.65	0.41	0.49	0.34	0.66	0.62
Burkina Faso	0.45	0.40	0.41	0.38	0.40	0.51	0.59
Cambodia	0.34	0.43	0.26	0.23	0.38	0.40	0.37
Cameroon	0.39	0.33	0.30	0.47	0.43	0.46	0.34
Canada	0.80	0.77	0.79	0.80	0.75	0.80	0.88
Chile	0.76	0.77	0.65	0.79	0.65	0.76	0.91
China	0.35	0.58	0.40	0.37	0.45	0.08	0.23
Colombia	0.55	0.59	0.52	0.48	0.46	0.59	0.68
Cote d'Ivoire	0.44	0.44	0.37	0.44	0.45	0.44	0.49
Croatia	0.58	0.59	0.45	0.50	0.56	0.61	0.77
Czech Republic	0.72	0.78	0.65	0.70	0.59	0.76	0.84
Denmark	0.94	0.90	0.92	0.95	0.94	0.95	0.98
Dominican Republic	0.48	0.52	0.36	0.31	0.35	0.67	0.67
Ecuador	0.40	0.36	0.27	0.37	0.37	0.51	0.50
Egypt	0.45	0.51	0.44	0.44	0.50	0.43	0.39
El Salvador	0.49	0.61	0.42	0.34	0.30	0.62	0.64
Estonia	0.80	0.76	0.81	0.76	0.81	0.79	0.88
Ethiopia	0.35	0.39	0.35	0.38	0.47	0.26	0.28
Finland	0.88	0.85	0.83	0.85	0.88	0.90	0.95
France	0.79	0.80	0.69	0.74	0.76	0.82	0.94
Georgia	0.53	0.50	0.42	0.50	0.58	0.64	0.55
Germany	0.83	0.83	0.84	0.70	0.78	0.90	0.95
Ghana	0.68	0.79	0.65	0.51	0.55	0.80	0.80
Greece	0.66	0.63	0.56	0.58	0.52	0.75	0.90
Guatemala	0.52	0.59	0.44	0.37	0.35	0.64	0.73
Hong Kong SAR, China	0.72	0.87	0.81	0.69	0.81	0.50	0.62
Hungary	0.61	0.52	0.61	0.40	0.58	0.72	0.83
India	0.61	0.69	0.67	0.52	0.39	0.68	0.74
Indonesia	0.64	0.76	0.59	0.51	0.57	0.74	0.68
Iran	0.36	0.48	0.47	0.24	0.32	0.23	0.40
Italy	0.69	0.72	0.67	0.65	0.58	0.72	0.78
Jamaica	0.62	0.67	0.66	0.54	0.43	0.68	0.72
Japan	0.76	0.81	0.81	0.60	0.76	0.80	0.79
Jordan	0.50	0.38	0.48	0.69	0.59	0.46	0.39
Kazakhstan	0.35	0.31	0.26	0.37	0.45	0.34	0.36
Kenya	0.51	0.65	0.52	0.41	0.42	0.58	0.48
Kyrgyzstan	0.47	0.64	0.38	0.28	0.39	0.61	0.51
Lebanon	0.57	0.72	0.46	0.49	0.47	0.76	0.54
Liberia	0.53	0.68	0.49	0.23	0.35	0.74	0.70
Macedonia, FYR	0.52	0.51	0.39	0.52	0.46	0.52	0.70
Madagascar	0.41	0.44	0.35	0.43	0.40	0.42	0.41
Malawi	0.52	0.58	0.56	0.42	0.44	0.58	0.52
Malaysia	0.55	0.70	0.58	0.52	0.56	0.37	0.57
Mexico	0.55	0.70	0.50	0.47	0.32	0.65	0.68
Moldova	0.43	0.51	0.32	0.37	0.30	0.51	0.55
Mongolia	0.53	0.61	0.44	0.46	0.45	0.63	0.60
Morocco	0.56	0.61	0.55	0.37	0.54	0.55	0.71
Myanmar	0.41	0.58	0.38	0.30	0.53	0.30	0.39
Nepal	0.56	0.61	0.57	0.49	0.42	0.68	0.60
Netherlands	0.86	0.85	0.85	0.83	0.84	0.89	0.91
New Zealand	0.88	0.89	0.90	0.81	0.85	0.91	0.93
Nicaragua	0.31	0.36	0.25	0.24	0.23	0.48	0.31
Nigeria	0.47	0.63	0.49	0.28	0.39	0.55	0.49
Norway	0.90	0.92	0.91	0.74	0.94	0.94	0.96
Pakistan	0.46	0.53	0.53	0.28	0.28	0.65	0.50
Panama	0.45	0.34	0.32	0.38	0.27	0.58	0.82
Peru	0.60	0.63	0.45	0.62	0.42	0.69	0.78
Philippines	0.59	0.72	0.60	0.56	0.47	0.66	0.54
Poland	0.73	0.79	0.74	0.69	0.59	0.68	0.89
Portugal	0.74	0.75	0.66	0.70	0.61	0.79	0.94
Republic of Korea	0.76	0.77	0.78	0.72	0.70	0.75	0.86
Romania	0.58	0.62	0.56	0.45	0.48	0.67	0.69
Russia	0.36	0.40	0.30	0.35	0.35	0.38	0.37
Senegal	0.63	0.60	0.51	0.63	0.57	0.68	0.76
Serbia	0.49	0.56	0.33	0.39	0.34	0.60	0.74
Sierra Leone	0.55	0.61	0.42	0.48	0.51	0.64	0.64
Singapore	0.73	0.67	0.69	0.81	0.89	0.51	0.83
Slovenia	0.65	0.69	0.54	0.66	0.52	0.69	0.80
South Africa	0.61	0.66	0.60	0.50	0.47	0.72	0.71
Spain	0.68	0.67	0.59	0.60	0.58	0.74	0.89
Sri Lanka	0.53	0.52	0.53	0.55	0.47	0.62	0.51
Sweden	0.90	0.81	0.84	0.92	0.86	0.96	0.99
Tanzania	0.54	0.65	0.51	0.43	0.48	0.58	0.57
Thailand	0.50	0.62	0.53	0.36	0.44	0.60	0.48
Tunisia	0.58	0.66	0.55	0.54	0.48	0.62	0.63
Turkey	0.46	0.47	0.44	0.42	0.47	0.40	0.56
Uganda	0.41	0.43	0.38	0.43	0.48	0.35	0.42
Ukraine	0.41	0.59	0.25	0.29	0.32	0.51	0.49
United Arab Emirates	0.58	0.52	0.63	0.75	0.74	0.33	0.50
United Kingdom	0.81	0.83	0.79	0.76	0.78	0.82	0.90
United States	0.74	0.81	0.73	0.68	0.68	0.78	0.76
Uruguay	0.75	0.73	0.69	0.64	0.69	0.80	0.94
Uzbekistan	0.29	0.07	0.23	0.43	0.42	0.14	0.42
Venezuela	0.17	0.23	0.16	0.04	0.10	0.28	0.20
Vietnam	0.40	0.30	0.26	0.43	0.55	0.35	0.48
Zambia	0.53	0.51	0.38	0.62	0.62	0.43	0.62
Zimbabwe	0.25	0.34	0.26	0.27	0.35	0.16	0.15

FACTOR 2: ABSENCE OF CORRUPTION

COUNTRY/TERRITORY	ABSENCE OF CORRUPTION	2.1 NO CORRUPTION IN THE EXECUTIVE BRANCH	2.2 NO CORRUPTION IN THE JUDICIARY	2.3 NO CORRUPTION IN THE POLICE/MILITARY	2.4 NO CORRUPTION IN THE LEGISLATURE
Afghanistan	0.24	0.32	0.11	0.37	0.17
Albania	0.34	0.45	0.25	0.37	0.29
Argentina	0.49	0.49	0.56	0.61	0.31
Australia	0.86	0.84	0.94	0.92	0.74
Austria	0.84	0.82	0.88	0.91	0.74
Bangladesh	0.27	0.35	0.29	0.19	0.27
Belarus	0.53	0.51	0.56	0.64	0.40
Belgium	0.81	0.82	0.86	0.92	0.66
Bolivia	0.32	0.43	0.23	0.30	0.33
Bosnia & Herzegovina	0.45	0.40	0.52	0.62	0.27
Botswana	0.73	0.73	0.75	0.68	0.75
Brazil	0.50	0.49	0.64	0.64	0.22
Bulgaria	0.43	0.39	0.46	0.56	0.30
Burkina Faso	0.45	0.43	0.54	0.52	0.33
Cambodia	0.33	0.38	0.22	0.19	0.51
Cameroon	0.26	0.29	0.31	0.24	0.20
Canada	0.81	0.77	0.89	0.86	0.69
Chile	0.73	0.76	0.75	0.86	0.55
China	0.48	0.46	0.34	0.62	0.49
Colombia	0.43	0.50	0.49	0.56	0.18
Cote d'Ivoire	0.41	0.41	0.36	0.52	0.34
Croatia	0.54	0.52	0.56	0.67	0.42
Czech Republic	0.60	0.58	0.71	0.80	0.32
Denmark	0.96	0.94	0.95	0.97	0.98
Dominican Republic	0.37	0.42	0.46	0.46	0.14
Ecuador	0.47	0.55	0.35	0.58	0.38
Egypt	0.46	0.48	0.50	0.48	0.39
El Salvador	0.46	0.50	0.46	0.59	0.29
Estonia	0.78	0.76	0.90	0.90	0.58
Ethiopia	0.45	0.43	0.35	0.48	0.54
Finland	0.90	0.91	0.90	0.96	0.81
France	0.78	0.78	0.83	0.87	0.63
Georgia	0.71	0.70	0.59	0.86	0.71
Germany	0.83	0.80	0.93	0.91	0.67
Ghana	0.44	0.48	0.56	0.41	0.32
Greece	0.56	0.53	0.64	0.77	0.31
Guatemala	0.37	0.43	0.39	0.48	0.20
Hong Kong SAR, China	0.85	0.80	0.87	0.91	0.81
Hungary	0.64	0.61	0.69	0.78	0.48
India	0.39	0.39	0.46	0.48	0.21
Indonesia	0.36	0.49	0.34	0.37	0.22
Iran	0.50	0.48	0.51	0.60	0.42
Italy	0.60	0.58	0.76	0.82	0.24
Jamaica	0.48	0.51	0.60	0.61	0.20
Japan	0.84	0.81	0.82	0.91	0.81
Jordan	0.57	0.59	0.69	0.69	0.31
Kazakhstan	0.43	0.44	0.40	0.49	0.39
Kenya	0.28	0.36	0.39	0.23	0.13
Kyrgyzstan	0.27	0.36	0.22	0.35	0.15
Lebanon	0.40	0.39	0.46	0.50	0.24
Liberia	0.34	0.34	0.44	0.34	0.24
Macedonia, FYR	0.53	0.56	0.43	0.71	0.44
Madagascar	0.34	0.39	0.36	0.37	0.23
Malawi	0.43	0.38	0.57	0.43	0.32
Malaysia	0.64	0.59	0.66	0.69	0.64
Mexico	0.37	0.47	0.36	0.31	0.33
Moldova	0.32	0.39	0.24	0.41	0.23
Mongolia	0.39	0.39	0.47	0.55	0.15
Morocco	0.43	0.49	0.37	0.49	0.38
Myanmar	0.43	0.53	0.17	0.54	0.48
Nepal	0.38	0.52	0.35	0.44	0.21
Netherlands	0.88	0.86	0.90	0.94	0.84
New Zealand	0.91	0.89	0.90	0.95	0.92
Nicaragua	0.38	0.49	0.28	0.48	0.26
Nigeria	0.26	0.28	0.46	0.22	0.09
Norway	0.94	0.95	0.92	0.95	0.94
Pakistan	0.29	0.35	0.41	0.25	0.16
Panama	0.44	0.51	0.42	0.62	0.22
Peru	0.36	0.51	0.35	0.38	0.19
Philippines	0.50	0.52	0.41	0.58	0.47
Poland	0.66	0.63	0.78	0.81	0.41
Portugal	0.69	0.67	0.73	0.84	0.50
Republic of Korea	0.79	0.78	0.80	0.91	0.68
Romania	0.50	0.49	0.59	0.66	0.29
Russia	0.42	0.44	0.41	0.50	0.35
Senegal	0.48	0.49	0.43	0.55	0.45
Serbia	0.41	0.40	0.41	0.53	0.32
Sierra Leone	0.35	0.39	0.32	0.32	0.36
Singapore	0.90	0.89	0.84	0.88	0.99
Slovenia	0.60	0.55	0.69	0.63	0.53
South Africa	0.49	0.47	0.61	0.54	0.36
Spain	0.69	0.69	0.73	0.88	0.47
Sri Lanka	0.53	0.50	0.56	0.68	0.37
Sweden	0.91	0.88	0.96	0.95	0.85
Tanzania	0.38	0.40	0.38	0.38	0.37
Thailand	0.51	0.49	0.61	0.56	0.38
Tunisia	0.50	0.52	0.52	0.50	0.47
Turkey	0.55	0.54	0.62	0.65	0.39
Uganda	0.30	0.27	0.42	0.25	0.25
Ukraine	0.28	0.25	0.41	0.34	0.11
United Arab Emirates	0.79	0.83	0.79	0.78	0.77
United Kingdom	0.80	0.83	0.85	0.89	0.66
United States	0.75	0.75	0.81	0.87	0.58
Uruguay	0.78	0.82	0.78	0.80	0.73
Uzbekistan	0.35	0.29	0.40	0.37	0.34
Venezuela	0.30	0.36	0.24	0.39	0.21
Vietnam	0.44	0.44	0.29	0.46	0.57
Zambia	0.41	0.38	0.49	0.39	0.39
Zimbabwe	0.28	0.28	0.42	0.25	0.17

FACTOR 3: OPEN GOVERNMENT

COUNTRY/TERRITORY	OPEN GOVERNMENT	3.1 ACCESSIBLE LAWS	3.2 STABLE LAWS	3.3 RIGHT TO PETITION/ PARTICIPATION	3.4 RIGHT TO INFORMATION
Afghanistan	0.34	0.57	0.25	0.48	0.06
Albania	0.44	0.52	0.47	0.35	0.43
Argentina	0.45	0.50	0.49	0.45	0.37
Australia	0.75	0.70	0.79	0.69	0.82
Austria	0.78	0.82	0.89	0.83	0.58
Bangladesh	0.36	0.48	0.29	0.41	0.27
Belarus	0.39	0.51	0.43	0.33	0.28
Belgium	0.67	0.65	0.79	0.65	0.59
Bolivia	0.38	0.42	0.32	0.45	0.33
Bosnia & Herzegovina	0.48	0.55	0.50	0.42	0.44
Botswana	0.61	0.66	0.60	0.80	0.40
Brazil	0.50	0.46	0.48	0.45	0.59
Bulgaria	0.46	0.46	0.44	0.48	0.47
Burkina Faso	0.41	0.32	0.46	0.44	0.44
Cambodia	0.38	0.46	0.43	0.40	0.21
Cameroon	0.33	0.42	0.33	0.31	0.27
Canada	0.82	0.78	0.86	0.81	0.84
Chile	0.65	0.52	0.84	0.48	0.76
China	0.41	0.69	0.48	0.24	0.23
Colombia	0.49	0.42	0.45	0.52	0.57
Cote d'Ivoire	0.34	0.24	0.39	0.42	0.32
Croatia	0.49	0.51	0.54	0.38	0.55
Czech Republic	0.52	0.53	0.55	0.46	0.52
Denmark	0.79	0.72	0.87	0.76	0.82
Dominican Republic	0.48	0.53	0.58	0.37	0.42
Ecuador	0.40	0.48	0.31	0.47	0.36
Egypt	0.44	0.52	0.43	0.51	0.28
El Salvador	0.37	0.41	0.42	0.41	0.25
Estonia	0.71	0.66	0.77	0.66	0.73
Ethiopia	0.32	0.54	0.18	0.35	0.22
Finland	0.76	0.74	0.83	0.69	0.79
France	0.70	0.62	0.68	0.74	0.78
Georgia	0.48	0.51	0.44	0.46	0.51
Germany	0.73	0.68	0.80	0.72	0.71
Ghana	0.50	0.42	0.58	0.57	0.42
Greece	0.50	0.39	0.49	0.41	0.73
Guatemala	0.45	0.42	0.52	0.46	0.40
Hong Kong SAR, China	0.77	0.85	0.90	0.56	0.75
Hungary	0.50	0.63	0.49	0.48	0.40
India	0.53	0.59	0.50	0.58	0.45
Indonesia	0.54	0.60	0.53	0.63	0.38
Iran	0.34	0.42	0.44	0.28	0.22
Italy	0.49	0.46	0.53	0.42	0.56
Jamaica	0.44	0.40	0.53	0.41	0.43
Japan	0.77	0.81	0.78	0.70	0.81
Jordan	0.43	0.55	0.45	0.39	0.34
Kazakhstan	0.35	0.52	0.37	0.25	0.27
Kenya	0.38	0.38	0.37	0.40	0.35
Kyrgyzstan	0.41	0.48	0.45	0.34	0.38
Lebanon	0.44	0.44	0.55	0.37	0.40
Liberia	0.36	0.39	0.22	0.49	0.33
Macedonia, FYR	0.60	0.74	0.65	0.52	0.49
Madagascar	0.42	0.47	0.66	0.31	0.26
Malawi	0.39	0.38	0.38	0.50	0.29
Malaysia	0.48	0.65	0.60	0.46	0.21
Mexico	0.52	0.49	0.61	0.45	0.53
Moldova	0.44	0.54	0.37	0.36	0.51
Mongolia	0.33	0.39	0.35	0.26	0.30
Morocco	0.48	0.54	0.40	0.53	0.43
Myanmar	0.31	0.48	0.24	0.24	0.27
Nepal	0.44	0.49	0.39	0.46	0.44
Netherlands	0.78	0.70	0.86	0.76	0.78
New Zealand	0.83	0.84	0.85	0.77	0.86
Nicaragua	0.45	0.57	0.47	0.53	0.23
Nigeria	0.40	0.41	0.46	0.45	0.29
Norway	0.85	0.75	0.90	0.75	0.98
Pakistan	0.32	0.31	0.30	0.37	0.30
Panama	0.52	0.52	0.66	0.43	0.49
Peru	0.44	0.32	0.47	0.44	0.53
Philippines	0.45	0.59	0.44	0.44	0.35
Poland	0.56	0.55	0.53	0.53	0.62
Portugal	0.59	0.53	0.52	0.61	0.69
Republic of Korea	0.74	0.85	0.75	0.65	0.71
Romania	0.47	0.48	0.50	0.43	0.49
Russia	0.43	0.52	0.52	0.28	0.40
Senegal	0.42	0.36	0.49	0.48	0.33
Serbia	0.47	0.51	0.51	0.42	0.46
Sierra Leone	0.29	0.36	0.16	0.42	0.23
Singapore	0.64	0.75	0.81	0.57	0.44
Slovenia	0.60	0.66	0.56	0.50	0.69
South Africa	0.58	0.61	0.60	0.61	0.51
Spain	0.55	0.55	0.56	0.53	0.56
Sri Lanka	0.48	0.54	0.57	0.51	0.31
Sweden	0.82	0.73	0.88	0.77	0.89
Tanzania	0.41	0.41	0.30	0.58	0.36
Thailand	0.47	0.58	0.40	0.54	0.35
Tunisia	0.47	0.51	0.61	0.41	0.36
Turkey	0.42	0.46	0.55	0.35	0.34
Uganda	0.33	0.25	0.31	0.42	0.34
Ukraine	0.46	0.51	0.53	0.36	0.44
United Arab Emirates	0.46	0.61	0.66	0.41	0.17
United Kingdom	0.77	0.73	0.74	0.77	0.83
United States	0.70	0.66	0.75	0.71	0.68
Uruguay	0.65	0.61	0.71	0.64	0.63
Uzbekistan	0.39	0.43	0.55	0.28	0.31
Venezuela	0.30	0.46	0.23	0.34	0.18
Vietnam	0.39	0.56	0.45	0.40	0.17
Zambia	0.43	0.46	0.37	0.49	0.40
Zimbabwe	0.24	0.26	0.28	0.20	0.20

FACTOR 4: FUNDAMENTAL RIGHTS

COUNTRY/TERRITORY	FUNDAMENTAL RIGHTS	4.1 EQUAL TREATMENT/ NO DISCRIMINATION	4.2 RIGHT TO LIFE AND SECURITY	4.3 DUE PROCESS OF LAW	4.4 FREEDOM OF EXPRESSION	4.5 FREEDOM OF RELIGION	4.6 RIGHT TO PRIVACY	4.7 FREEDOM OF ASSOCIATION	4.8 LABOR RIGHTS
Afghanistan	0.39	0.28	0.31	0.31	0.61	0.36	0.34	0.65	0.22
Albania	0.58	0.67	0.65	0.44	0.56	0.77	0.40	0.66	0.52
Argentina	0.67	0.66	0.82	0.47	0.64	0.80	0.70	0.67	0.56
Australia	0.82	0.65	0.89	0.76	0.87	0.83	0.90	0.89	0.76
Austria	0.87	0.74	0.92	0.86	0.92	0.84	0.94	0.92	0.81
Bangladesh	0.43	0.55	0.22	0.30	0.41	0.56	0.26	0.55	0.57
Belarus	0.46	0.71	0.44	0.43	0.27	0.63	0.24	0.39	0.54
Belgium	0.83	0.79	0.95	0.77	0.82	0.80	0.82	0.86	0.82
Bolivia	0.48	0.47	0.45	0.35	0.45	0.64	0.45	0.53	0.52
Bosnia & Herzegovina	0.67	0.68	0.77	0.64	0.58	0.69	0.67	0.67	0.64
Botswana	0.57	0.51	0.53	0.58	0.76	0.60	0.29	0.72	0.55
Brazil	0.66	0.66	0.61	0.37	0.74	0.81	0.66	0.76	0.65
Bulgaria	0.65	0.70	0.75	0.47	0.67	0.80	0.54	0.74	0.57
Burkina Faso	0.58	0.72	0.51	0.37	0.52	0.79	0.43	0.72	0.59
Cambodia	0.46	0.55	0.46	0.38	0.40	0.52	0.36	0.47	0.51
Cameroon	0.46	0.50	0.42	0.31	0.46	0.61	0.38	0.60	0.40
Canada	0.77	0.62	0.85	0.74	0.80	0.84	0.78	0.85	0.65
Chile	0.74	0.60	0.83	0.61	0.77	0.83	0.84	0.80	0.61
China	0.31	0.53	0.39	0.46	0.08	0.20	0.36	0.17	0.32
Colombia	0.55	0.54	0.54	0.43	0.59	0.67	0.55	0.63	0.41
Cote d'Ivoire	0.50	0.66	0.26	0.33	0.46	0.86	0.32	0.60	0.48
Croatia	0.64	0.68	0.65	0.59	0.62	0.72	0.40	0.75	0.74
Czech Republic	0.80	0.77	0.92	0.78	0.76	0.80	0.87	0.82	0.68
Denmark	0.90	0.83	0.96	0.93	0.95	0.85	0.90	0.94	0.85
Dominican Republic	0.60	0.60	0.49	0.46	0.68	0.75	0.51	0.72	0.53
Ecuador	0.54	0.56	0.56	0.42	0.52	0.73	0.42	0.59	0.54
Egypt	0.39	0.54	0.33	0.28	0.43	0.23	0.32	0.60	0.40
El Salvador	0.62	0.60	0.76	0.46	0.63	0.75	0.61	0.63	0.50
Estonia	0.80	0.85	0.93	0.77	0.79	0.81	0.77	0.80	0.65
Ethiopia	0.36	0.51	0.30	0.39	0.26	0.61	0.21	0.31	0.31
Finland	0.89	0.87	1.00	0.90	0.90	0.77	1.00	0.90	0.81
France	0.76	0.66	0.78	0.71	0.82	0.84	0.70	0.90	0.70
Georgia	0.58	0.76	0.58	0.55	0.64	0.60	0.35	0.66	0.50
Germany	0.84	0.78	0.89	0.78	0.90	0.85	0.79	0.91	0.82
Ghana	0.66	0.65	0.69	0.41	0.81	0.75	0.66	0.81	0.50
Greece	0.69	0.64	0.74	0.52	0.76	0.73	0.74	0.80	0.56
Guatemala	0.56	0.44	0.58	0.45	0.64	0.67	0.63	0.68	0.37
Hong Kong SAR, China	0.68	0.77	0.81	0.77	0.50	0.71	0.71	0.55	0.65
Hungary	0.68	0.58	0.83	0.49	0.73	0.62	0.73	0.75	0.70
India	0.54	0.56	0.34	0.38	0.68	0.72	0.50	0.67	0.47
Indonesia	0.54	0.51	0.49	0.35	0.74	0.45	0.48	0.71	0.56
Iran	0.23	0.46	0.14	0.34	0.23	0.13	0.08	0.21	0.28
Italy	0.73	0.61	0.92	0.66	0.73	0.74	0.81	0.80	0.58
Jamaica	0.61	0.66	0.47	0.39	0.69	0.83	0.59	0.75	0.51
Japan	0.75	0.78	0.81	0.67	0.79	0.70	0.77	0.77	0.71
Jordan	0.47	0.66	0.46	0.50	0.47	0.46	0.33	0.49	0.42
Kazakhstan	0.48	0.58	0.60	0.45	0.35	0.58	0.40	0.42	0.48
Kenya	0.46	0.48	0.28	0.33	0.59	0.68	0.26	0.69	0.38
Kyrgyzstan	0.52	0.56	0.48	0.33	0.61	0.62	0.36	0.68	0.54
Lebanon	0.62	0.51	0.68	0.44	0.77	0.55	0.71	0.82	0.44
Liberia	0.57	0.48	0.51	0.34	0.75	0.79	0.54	0.73	0.41
Macedonia, FYR	0.63	0.70	0.70	0.55	0.52	0.79	0.57	0.71	0.52
Madagascar	0.48	0.67	0.23	0.38	0.43	0.69	0.26	0.53	0.62
Malawi	0.55	0.58	0.55	0.33	0.59	0.75	0.56	0.66	0.40
Malaysia	0.45	0.70	0.42	0.50	0.38	0.23	0.45	0.34	0.55
Mexico	0.55	0.43	0.40	0.30	0.65	0.68	0.55	0.73	0.62
Moldova	0.51	0.62	0.53	0.35	0.51	0.60	0.43	0.66	0.41
Mongolia	0.61	0.62	0.67	0.43	0.64	0.68	0.56	0.73	0.56
Morocco	0.45	0.61	0.32	0.30	0.55	0.48	0.19	0.58	0.58
Myanmar	0.30	0.41	0.22	0.27	0.30	0.37	0.15	0.33	0.31
Nepal	0.59	0.60	0.54	0.40	0.69	0.74	0.52	0.72	0.53
Netherlands	0.85	0.79	0.93	0.83	0.89	0.86	0.86	0.89	0.75
New Zealand	0.84	0.80	0.92	0.82	0.92	0.89	0.81	0.84	0.75
Nicaragua	0.51	0.58	0.44	0.36	0.48	0.73	0.40	0.53	0.58
Nigeria	0.42	0.53	0.24	0.22	0.56	0.49	0.34	0.62	0.40
Norway	0.90	0.87	0.94	0.91	0.94	0.83	0.92	0.93	0.87
Pakistan	0.38	0.39	0.21	0.27	0.66	0.43	0.25	0.63	0.24
Panama	0.60	0.66	0.69	0.38	0.58	0.71	0.60	0.64	0.56
Peru	0.66	0.55	0.77	0.53	0.70	0.78	0.72	0.73	0.49
Philippines	0.52	0.56	0.32	0.38	0.66	0.64	0.39	0.68	0.49
Poland	0.72	0.71	0.84	0.64	0.68	0.66	0.75	0.76	0.68
Portugal	0.76	0.71	0.83	0.65	0.79	0.89	0.71	0.87	0.67
Republic of Korea	0.73	0.70	0.86	0.77	0.75	0.63	0.70	0.73	0.66
Romania	0.71	0.73	0.85	0.62	0.68	0.78	0.66	0.78	0.59
Russia	0.46	0.59	0.45	0.37	0.39	0.54	0.38	0.44	0.55
Senegal	0.63	0.61	0.56	0.43	0.69	0.83	0.58	0.80	0.51
Serbia	0.62	0.66	0.63	0.57	0.61	0.75	0.40	0.75	0.59
Sierra Leone	0.55	0.54	0.54	0.36	0.65	0.79	0.43	0.62	0.44
Singapore	0.71	0.80	0.86	0.81	0.51	0.79	0.76	0.47	0.68
Slovenia	0.79	0.69	0.93	0.77	0.70	0.81	0.82	0.81	0.80
South Africa	0.62	0.52	0.60	0.45	0.72	0.76	0.56	0.77	0.56
Spain	0.78	0.73	0.85	0.78	0.74	0.78	0.87	0.81	0.70
Sri Lanka	0.56	0.62	0.39	0.45	0.62	0.74	0.38	0.68	0.59
Sweden	0.91	0.77	0.99	0.91	0.96	0.92	0.99	0.96	0.81
Tanzania	0.51	0.59	0.42	0.37	0.59	0.61	0.47	0.60	0.40
Thailand	0.58	0.59	0.55	0.42	0.60	0.69	0.57	0.64	0.55
Tunisia	0.54	0.63	0.51	0.41	0.62	0.53	0.44	0.62	0.54
Turkey	0.47	0.58	0.56	0.50	0.40	0.51	0.30	0.44	0.45
Uganda	0.37	0.45	0.22	0.31	0.35	0.63	0.17	0.45	0.40
Ukraine	0.56	0.62	0.56	0.38	0.52	0.63	0.52	0.69	0.59
United Arab Emirates	0.49	0.58	0.68	0.66	0.33	0.35	0.63	0.24	0.45
United Kingdom	0.78	0.71	0.87	0.77	0.82	0.86	0.71	0.84	0.66
United States	0.71	0.56	0.75	0.62	0.79	0.80	0.69	0.83	0.61
Uruguay	0.76	0.69	0.83	0.54	0.80	0.93	0.75	0.89	0.68
Uzbekistan	0.36	0.65	0.30	0.33	0.15	0.55	0.20	0.25	0.42
Venezuela	0.42	0.59	0.25	0.24	0.28	0.74	0.27	0.45	0.58
Vietnam	0.50	0.62	0.66	0.48	0.35	0.39	0.72	0.30	0.52
Zambia	0.43	0.49	0.37	0.33	0.43	0.54	0.48	0.42	0.41
Zimbabwe	0.29	0.34	0.26	0.25	0.16	0.60	0.14	0.19	0.37

FACTOR 5: ORDER & SECURITY

COUNTRY/TERRITORY	ORDER & SECURITY	5.1 ABSENCE OF CRIME	5.2 ABSENCE OF CIVIL CONFLICT	5.3 ABSENCE OF VIOLENT REDRESS
Afghanistan	0.42	0.68	0.26	0.31
Albania	0.74	0.85	1.00	0.36
Argentina	0.61	0.53	1.00	0.29
Australia	0.86	0.89	1.00	0.69
Austria	0.88	0.93	1.00	0.70
Bangladesh	0.64	0.73	1.00	0.19
Belarus	0.79	0.87	1.00	0.51
Belgium	0.85	0.85	1.00	0.71
Bolivia	0.61	0.66	1.00	0.17
Bosnia & Herzegovina	0.76	0.84	1.00	0.44
Botswana	0.82	0.79	1.00	0.67
Brazil	0.66	0.58	1.00	0.41
Bulgaria	0.79	0.86	1.00	0.50
Burkina Faso	0.69	0.77	1.00	0.29
Cambodia	0.73	0.85	1.00	0.35
Cameroon	0.63	0.61	1.00	0.28
Canada	0.86	0.88	1.00	0.69
Chile	0.71	0.81	1.00	0.32
China	0.81	0.78	1.00	0.65
Colombia	0.58	0.51	0.94	0.31
Cote d'Ivoire	0.60	0.65	0.75	0.41
Croatia	0.77	0.94	1.00	0.38
Czech Republic	0.82	0.83	1.00	0.61
Denmark	0.90	0.90	1.00	0.82
Dominican Republic	0.59	0.61	1.00	0.18
Ecuador	0.57	0.46	1.00	0.26
Egypt	0.67	0.84	0.92	0.26
El Salvador	0.66	0.57	1.00	0.42
Estonia	0.84	0.85	1.00	0.67
Ethiopia	0.66	0.65	0.94	0.38
Finland	0.89	0.84	1.00	0.82
France	0.81	0.86	1.00	0.56
Georgia	0.85	0.99	1.00	0.57
Germany	0.87	0.90	1.00	0.70
Ghana	0.72	0.78	1.00	0.39
Greece	0.74	0.82	1.00	0.40
Guatemala	0.54	0.43	1.00	0.21
Hong Kong SAR, China	0.90	0.93	1.00	0.78
Hungary	0.84	0.88	1.00	0.66
India	0.51	0.71	0.51	0.33
Indonesia	0.77	0.95	1.00	0.35
Iran	0.63	0.54	0.92	0.44
Italy	0.74	0.80	1.00	0.42
Jamaica	0.65	0.78	1.00	0.17
Japan	0.92	0.91	1.00	0.84
Jordan	0.85	0.92	1.00	0.63
Kazakhstan	0.79	0.83	1.00	0.55
Kenya	0.63	0.72	1.00	0.17
Kyrgyzstan	0.74	0.81	1.00	0.41
Lebanon	0.76	0.87	1.00	0.42
Liberia	0.54	0.56	0.83	0.24
Macedonia, FYR	0.75	0.84	1.00	0.42
Madagascar	0.76	0.70	1.00	0.57
Malawi	0.67	0.62	1.00	0.39
Malaysia	0.87	0.85	1.00	0.75
Mexico	0.47	0.42	0.75	0.24
Moldova	0.77	0.84	1.00	0.48
Mongolia	0.78	0.76	1.00	0.56
Morocco	0.76	0.83	0.92	0.54
Myanmar	0.72	0.89	0.69	0.57
Nepal	0.73	0.87	1.00	0.31
Netherlands	0.84	0.89	1.00	0.64
New Zealand	0.87	0.88	1.00	0.74
Nicaragua	0.66	0.71	1.00	0.28
Nigeria	0.36	0.34	0.31	0.42
Norway	0.85	0.91	0.92	0.73
Pakistan	0.30	0.53	0.09	0.27
Panama	0.71	0.71	1.00	0.42
Peru	0.63	0.54	1.00	0.35
Philippines	0.73	0.72	0.88	0.58
Poland	0.83	0.92	1.00	0.56
Portugal	0.72	0.82	1.00	0.35
Republic of Korea	0.89	0.89	1.00	0.78
Romania	0.81	0.86	1.00	0.56
Russia	0.64	0.81	0.68	0.44
Senegal	0.67	0.80	1.00	0.20
Serbia	0.74	0.87	1.00	0.35
Sierra Leone	0.59	0.34	1.00	0.43
Singapore	0.91	0.91	1.00	0.82
Slovenia	0.78	0.88	1.00	0.45
South Africa	0.60	0.48	1.00	0.33
Spain	0.79	0.87	1.00	0.51
Sri Lanka	0.72	0.90	0.87	0.38
Sweden	0.89	0.90	1.00	0.77
Tanzania	0.57	0.50	1.00	0.22
Thailand	0.75	0.86	0.81	0.57
Tunisia	0.77	0.84	1.00	0.47
Turkey	0.67	0.86	0.73	0.43
Uganda	0.61	0.71	0.92	0.19
Ukraine	0.82	0.90	1.00	0.55
United Arab Emirates	0.89	0.96	1.00	0.69
United Kingdom	0.84	0.88	1.00	0.65
United States	0.85	0.87	1.00	0.68
Uruguay	0.69	0.72	1.00	0.36
Uzbekistan	0.90	0.91	1.00	0.77
Venezuela	0.53	0.35	1.00	0.23
Vietnam	0.80	0.92	0.93	0.55
Zambia	0.70	0.71	1.00	0.37
Zimbabwe	0.62	0.49	1.00	0.35

FACTOR 6: REGULATORY ENFORCEMENT

COUNTRY/TERRITORY	REGULATORY ENFORCEMENT	6.1 EFFECTIVE REGULATORY ENFORCEMENT	6.2 NO IMPROPER INFLUENCE	6.3 NO UNREASONABLE DELAY	6.4 RESPECT FOR DUE PROCESS	6.5 NO EXPROPRIATION W/OUT ADEQUATE COMPENSATION
Afghanistan	0.33	0.34	0.31	0.23	0.34	0.44
Albania	0.45	0.51	0.40	0.38	0.40	0.55
Argentina	0.43	0.41	0.57	0.36	0.39	0.43
Australia	0.80	0.78	0.92	0.77	0.78	0.78
Austria	0.81	0.78	0.89	0.72	0.78	0.86
Bangladesh	0.37	0.37	0.25	0.37	0.40	0.47
Belarus	0.53	0.59	0.59	0.60	0.45	0.41
Belgium	0.71	0.77	0.86	0.50	0.65	0.77
Bolivia	0.38	0.34	0.45	0.39	0.34	0.38
Bosnia & Herzegovina	0.51	0.50	0.44	0.46	0.59	0.56
Botswana	0.68	0.74	0.79	0.51	0.58	0.78
Brazil	0.53	0.59	0.70	0.29	0.53	0.57
Bulgaria	0.47	0.57	0.44	0.43	0.42	0.49
Burkina Faso	0.55	0.50	0.58	0.49	0.54	0.64
Cambodia	0.36	0.38	0.37	0.47	0.25	0.31
Cameroon	0.36	0.40	0.36	0.15	0.39	0.51
Canada	0.79	0.73	0.83	0.69	0.85	0.82
Chile	0.68	0.61	0.79	0.70	0.53	0.76
China	0.41	0.46	0.54	0.51	0.26	0.29
Colombia	0.50	0.44	0.60	0.33	0.45	0.68
Cote d'Ivoire	0.47	0.38	0.48	0.43	0.41	0.62
Croatia	0.49	0.58	0.53	0.28	0.49	0.55
Czech Republic	0.63	0.68	0.77	0.48	0.54	0.66
Denmark	0.84	0.87	0.92	0.81	0.80	0.83
Dominican Republic	0.42	0.37	0.53	0.31	0.36	0.51
Ecuador	0.48	0.50	0.57	0.42	0.43	0.49
Egypt	0.42	0.47	0.46	0.20	0.42	0.56
El Salvador	0.49	0.43	0.55	0.54	0.47	0.45
Estonia	0.75	0.83	0.89	0.67	0.62	0.74
Ethiopia	0.38	0.41	0.56	0.28	0.18	0.46
Finland	0.78	0.78	0.87	0.70	0.81	0.73
France	0.75	0.73	0.84	0.66	0.71	0.80
Georgia	0.57	0.62	0.84	0.50	0.34	0.53
Germany	0.74	0.74	0.83	0.50	0.82	0.80
Ghana	0.53	0.53	0.56	0.42	0.47	0.66
Greece	0.54	0.53	0.46	0.50	0.52	0.67
Guatemala	0.39	0.34	0.51	0.31	0.33	0.49
Hong Kong SAR, China	0.74	0.67	0.86	0.78	0.73	0.66
Hungary	0.57	0.72	0.75	0.35	0.53	0.51
India	0.40	0.34	0.38	0.24	0.47	0.58
Indonesia	0.52	0.47	0.50	0.51	0.50	0.61
Iran	0.53	0.57	0.55	0.51	0.49	0.55
Italy	0.59	0.67	0.73	0.34	0.59	0.60
Jamaica	0.56	0.57	0.75	0.39	0.54	0.57
Japan	0.78	0.73	0.88	0.69	0.77	0.81
Jordan	0.54	0.49	0.56	0.37	0.60	0.67
Kazakhstan	0.46	0.60	0.47	0.47	0.28	0.47
Kenya	0.41	0.51	0.44	0.24	0.33	0.52
Kyrgyzstan	0.44	0.48	0.34	0.52	0.49	0.36
Lebanon	0.44	0.46	0.38	0.43	0.45	0.49
Liberia	0.33	0.37	0.31	0.16	0.35	0.49
Macedonia, FYR	0.53	0.47	0.53	0.55	0.50	0.59
Madagascar	0.40	0.42	0.41	0.29	0.36	0.51
Malawi	0.41	0.36	0.40	0.33	0.40	0.58
Malaysia	0.51	0.49	0.61	0.52	0.57	0.37
Mexico	0.50	0.45	0.50	0.45	0.52	0.57
Moldova	0.41	0.54	0.45	0.45	0.23	0.39
Mongolia	0.43	0.49	0.38	0.44	0.43	0.42
Morocco	0.54	0.55	0.58	0.41	0.48	0.66
Myanmar	0.37	0.27	0.49	0.41	0.36	0.34
Nepal	0.47	0.45	0.50	0.46	0.48	0.48
Netherlands	0.82	0.78	0.86	0.83	0.77	0.88
New Zealand	0.81	0.82	0.90	0.74	0.82	0.77
Nicaragua	0.43	0.48	0.55	0.37	0.31	0.45
Nigeria	0.40	0.38	0.37	0.29	0.44	0.53
Norway	0.87	0.85	0.95	0.83	0.84	0.89
Pakistan	0.35	0.27	0.34	0.30	0.40	0.44
Panama	0.48	0.50	0.62	0.38	0.38	0.51
Peru	0.46	0.40	0.51	0.35	0.46	0.58
Philippines	0.46	0.46	0.59	0.36	0.44	0.47
Poland	0.59	0.60	0.62	0.45	0.64	0.67
Portugal	0.59	0.67	0.73	0.42	0.53	0.61
Republic of Korea	0.74	0.66	0.78	0.84	0.72	0.68
Romania	0.52	0.53	0.50	0.50	0.47	0.60
Russia	0.44	0.55	0.47	0.46	0.37	0.37
Senegal	0.55	0.52	0.52	0.47	0.58	0.68
Serbia	0.45	0.39	0.46	0.45	0.39	0.56
Sierra Leone	0.39	0.45	0.40	0.24	0.36	0.48
Singapore	0.79	0.85	0.94	0.71	0.81	0.65
Slovenia	0.59	0.50	0.59	0.61	0.56	0.68
South Africa	0.53	0.53	0.58	0.33	0.55	0.68
Spain	0.63	0.68	0.77	0.49	0.58	0.61
Sri Lanka	0.44	0.55	0.50	0.34	0.30	0.49
Sweden	0.83	0.83	0.91	0.86	0.74	0.83
Tanzania	0.43	0.40	0.34	0.33	0.53	0.56
Thailand	0.46	0.43	0.54	0.38	0.51	0.44
Tunisia	0.52	0.58	0.53	0.33	0.48	0.66
Turkey	0.54	0.57	0.55	0.52	0.43	0.61
Uganda	0.37	0.33	0.22	0.25	0.54	0.52
Ukraine	0.40	0.41	0.34	0.44	0.45	0.36
United Arab Emirates	0.66	0.78	0.88	0.58	0.51	0.54
United Kingdom	0.78	0.76	0.89	0.65	0.85	0.77
United States	0.67	0.69	0.84	0.52	0.68	0.60
Uruguay	0.73	0.78	0.83	0.54	0.65	0.86
Uzbekistan	0.47	0.68	0.49	0.51	0.42	0.23
Venezuela	0.28	0.45	0.43	0.17	0.15	0.22
Vietnam	0.39	0.54	0.28	0.38	0.41	0.33
Zambia	0.43	0.47	0.41	0.36	0.57	0.34
Zimbabwe	0.32	0.38	0.31	0.32	0.39	0.18

FACTOR 7: CIVIL JUSTICE

COUNTRY/TERRITORY	CIVIL JUSTICE	7.1 ACCESSIBILITY AND AFFORDABILITY	7.2 NO DISCRIMINATION	7.3 NO CORRUPTION	7.4 NO IMPROPER GOV. INFLUENCE	7.5 NO UNREASONABLE DELAY	7.6 EFFECTIVE ENFORCEMENT	7.7 IMPARTIAL AND EFFECTIVE ADR
Afghanistan	0.27	0.28	0.08	0.12	0.31	0.48	0.26	0.38
Albania	0.50	0.58	0.56	0.37	0.42	0.43	0.51	0.59
Argentina	0.54	0.59	0.75	0.59	0.37	0.33	0.53	0.63
Australia	0.73	0.48	0.54	0.93	0.92	0.60	0.79	0.83
Austria	0.75	0.62	0.68	0.86	0.81	0.71	0.88	0.71
Bangladesh	0.36	0.36	0.35	0.30	0.37	0.39	0.36	0.41
Belarus	0.60	0.52	0.77	0.59	0.29	0.74	0.64	0.67
Belgium	0.69	0.58	0.78	0.82	0.75	0.46	0.68	0.75
Bolivia	0.34	0.40	0.45	0.27	0.18	0.28	0.30	0.52
Bosnia & Herzegovina	0.48	0.49	0.69	0.54	0.49	0.34	0.22	0.64
Botswana	0.61	0.53	0.47	0.79	0.60	0.58	0.64	0.64
Brazil	0.51	0.53	0.69	0.67	0.60	0.30	0.25	0.52
Bulgaria	0.53	0.50	0.69	0.49	0.48	0.39	0.47	0.68
Burkina Faso	0.54	0.35	0.57	0.55	0.54	0.58	0.48	0.70
Cambodia	0.34	0.33	0.32	0.24	0.17	0.41	0.30	0.60
Cameroon	0.34	0.39	0.52	0.31	0.27	0.33	0.11	0.48
Canada	0.72	0.54	0.65	0.86	0.88	0.55	0.80	0.80
Chile	0.61	0.59	0.65	0.68	0.75	0.44	0.51	0.66
China	0.41	0.49	0.49	0.33	0.17	0.67	0.33	0.39
Colombia	0.49	0.53	0.59	0.53	0.55	0.23	0.37	0.66
Cote d'Ivoire	0.48	0.39	0.55	0.40	0.37	0.57	0.48	0.62
Croatia	0.52	0.60	0.66	0.54	0.52	0.17	0.42	0.75
Czech Republic	0.65	0.64	0.78	0.68	0.70	0.34	0.67	0.72
Denmark	0.82	0.72	0.91	0.94	0.94	0.63	0.79	0.79
Dominican Republic	0.48	0.50	0.67	0.45	0.38	0.45	0.36	0.55
Ecuador	0.41	0.48	0.48	0.37	0.26	0.27	0.33	0.67
Egypt	0.39	0.45	0.39	0.56	0.48	0.35	0.13	0.39
El Salvador	0.47	0.50	0.66	0.50	0.34	0.43	0.40	0.46
Estonia	0.72	0.57	0.87	0.89	0.83	0.54	0.65	0.69
Ethiopia	0.39	0.32	0.39	0.37	0.26	0.46	0.37	0.58
Finland	0.75	0.60	0.93	0.87	0.84	0.62	0.77	0.62
France	0.69	0.60	0.71	0.77	0.74	0.60	0.72	0.69
Georgia	0.59	0.60	0.64	0.58	0.42	0.69	0.57	0.67
Germany	0.82	0.63	0.88	0.89	0.86	0.77	0.92	0.80
Ghana	0.59	0.48	0.68	0.56	0.69	0.51	0.49	0.70
Greece	0.61	0.62	0.84	0.66	0.59	0.30	0.48	0.81
Guatemala	0.36	0.31	0.46	0.45	0.40	0.22	0.16	0.55
Hong Kong SAR, China	0.72	0.59	0.79	0.84	0.74	0.74	0.62	0.71
Hungary	0.49	0.50	0.46	0.82	0.45	0.40	0.22	0.60
India	0.39	0.29	0.48	0.48	0.60	0.25	0.21	0.40
Indonesia	0.47	0.51	0.51	0.36	0.58	0.56	0.29	0.45
Iran	0.56	0.50	0.52	0.54	0.40	0.63	0.65	0.70
Italy	0.58	0.60	0.54	0.72	0.69	0.35	0.48	0.66
Jamaica	0.47	0.43	0.44	0.67	0.64	0.34	0.27	0.49
Japan	0.73	0.48	0.81	0.90	0.73	0.65	0.76	0.79
Jordan	0.62	0.50	0.78	0.79	0.63	0.43	0.62	0.62
Kazakhstan	0.47	0.39	0.38	0.42	0.27	0.71	0.58	0.53
Kenya	0.44	0.37	0.41	0.40	0.49	0.42	0.46	0.54
Kyrgyzstan	0.42	0.46	0.49	0.28	0.32	0.53	0.39	0.50
Lebanon	0.45	0.51	0.48	0.45	0.39	0.31	0.48	0.52
Liberia	0.39	0.39	0.25	0.40	0.47	0.46	0.35	0.42
Macedonia, FYR	0.54	0.58	0.67	0.44	0.45	0.43	0.59	0.62
Madagascar	0.41	0.30	0.61	0.31	0.35	0.32	0.33	0.65
Malawi	0.60	0.53	0.62	0.54	0.71	0.47	0.56	0.73
Malaysia	0.57	0.39	0.61	0.73	0.42	0.64	0.51	0.68
Mexico	0.39	0.36	0.36	0.39	0.48	0.40	0.30	0.45
Moldova	0.41	0.47	0.57	0.28	0.35	0.39	0.37	0.45
Mongolia	0.52	0.46	0.62	0.50	0.45	0.68	0.41	0.51
Morocco	0.50	0.42	0.60	0.47	0.46	0.58	0.46	0.52
Myanmar	0.39	0.40	0.38	0.24	0.24	0.48	0.46	0.55
Nepal	0.42	0.31	0.49	0.39	0.48	0.46	0.37	0.46
Netherlands	0.84	0.69	0.92	0.94	0.85	0.69	0.95	0.80
New Zealand	0.74	0.59	0.75	0.96	0.78	0.75	0.70	0.70
Nicaragua	0.37	0.45	0.47	0.32	0.18	0.34	0.31	0.55
Nigeria	0.50	0.47	0.66	0.49	0.48	0.37	0.45	0.59
Norway	0.86	0.76	0.91	0.88	0.96	0.84	0.81	0.85
Pakistan	0.36	0.40	0.28	0.41	0.47	0.31	0.19	0.47
Panama	0.45	0.52	0.58	0.44	0.38	0.32	0.34	0.58
Peru	0.39	0.40	0.45	0.35	0.47	0.28	0.28	0.52
Philippines	0.40	0.48	0.42	0.48	0.42	0.25	0.26	0.45
Poland	0.62	0.51	0.77	0.79	0.73	0.41	0.47	0.66
Portugal	0.62	0.64	0.87	0.71	0.71	0.42	0.30	0.68
Republic of Korea	0.74	0.52	0.68	0.83	0.67	0.67	0.84	0.93
Romania	0.59	0.57	0.74	0.62	0.54	0.44	0.52	0.68
Russia	0.46	0.49	0.52	0.46	0.30	0.54	0.35	0.53
Senegal	0.55	0.50	0.66	0.47	0.41	0.63	0.59	0.62
Serbia	0.45	0.48	0.74	0.40	0.37	0.37	0.31	0.46
Sierra Leone	0.47	0.51	0.64	0.30	0.42	0.50	0.44	0.49
Singapore	0.77	0.56	0.93	0.82	0.67	0.89	0.85	0.67
Slovenia	0.61	0.61	0.74	0.64	0.70	0.39	0.38	0.79
South Africa	0.53	0.43	0.47	0.61	0.57	0.48	0.53	0.65
Spain	0.62	0.68	0.78	0.71	0.64	0.38	0.41	0.71
Sri Lanka	0.41	0.31	0.39	0.59	0.44	0.29	0.35	0.47
Sweden	0.78	0.68	0.79	0.92	0.89	0.63	0.90	0.67
Tanzania	0.48	0.40	0.62	0.36	0.48	0.41	0.50	0.57
Thailand	0.39	0.47	0.38	0.62	0.35	0.47	0.13	0.29
Tunisia	0.54	0.48	0.71	0.49	0.52	0.56	0.44	0.56
Turkey	0.52	0.54	0.60	0.60	0.43	0.41	0.40	0.67
Uganda	0.48	0.46	0.53	0.37	0.49	0.37	0.50	0.63
Ukraine	0.52	0.51	0.74	0.40	0.28	0.62	0.43	0.64
United Arab Emirates	0.59	0.42	0.39	0.77	0.59	0.71	0.64	0.60
United Kingdom	0.72	0.54	0.74	0.87	0.80	0.69	0.65	0.77
United States	0.61	0.46	0.51	0.82	0.68	0.56	0.53	0.71
Uruguay	0.70	0.70	0.78	0.79	0.74	0.58	0.67	0.64
Uzbekistan	0.48	0.45	0.56	0.40	0.29	0.69	0.47	0.53
Venezuela	0.33	0.47	0.65	0.31	0.07	0.19	0.11	0.48
Vietnam	0.42	0.38	0.60	0.34	0.20	0.56	0.34	0.55
Zambia	0.47	0.41	0.53	0.45	0.44	0.46	0.49	0.50
Zimbabwe	0.40	0.42	0.43	0.43	0.21	0.49	0.50	0.34

FACTOR 8: CRIMINAL JUSTICE

COUNTRY/TERRITORY	CRIMINAL JUSTICE	8.1 EFFECTIVE INVESTIGATIONS	8.2 TIMELY & EFFECTIVE ADJUDICATION	8.3 EFFECTIVE CORRECTIONAL SYSTEM	8.4 NO DISCRIMINATION	8.5 NO CORRUPTION	8.6 NO IMPROPER GOV. INFLUENCE	8.7. DUE PROCESS OF LAW
Afghanistan	0.28	0.44	0.37	0.14	0.18	0.25	0.23	0.31
Albania	0.36	0.47	0.42	0.34	0.34	0.32	0.17	0.44
Argentina	0.37	0.18	0.32	0.27	0.44	0.46	0.43	0.47
Australia	0.73	0.60	0.71	0.64	0.53	0.86	0.99	0.76
Austria	0.81	0.84	0.85	0.79	0.68	0.85	0.84	0.83
Bangladesh	0.29	0.24	0.33	0.25	0.39	0.26	0.27	0.30
Belarus	0.43	0.35	0.57	0.32	0.61	0.50	0.24	0.43
Belgium	0.67	0.52	0.62	0.47	0.61	0.85	0.87	0.77
Bolivia	0.23	0.25	0.13	0.24	0.25	0.25	0.14	0.35
Bosnia & Herzegovina	0.54	0.44	0.57	0.36	0.63	0.57	0.56	0.64
Botswana	0.63	0.62	0.62	0.53	0.67	0.83	0.60	0.58
Brazil	0.37	0.22	0.32	0.15	0.28	0.57	0.67	0.37
Bulgaria	0.41	0.32	0.44	0.34	0.43	0.38	0.52	0.47
Burkina Faso	0.38	0.43	0.51	0.23	0.45	0.43	0.23	0.37
Cambodia	0.29	0.23	0.41	0.27	0.42	0.21	0.10	0.38
Cameroon	0.31	0.33	0.36	0.16	0.46	0.28	0.24	0.31
Canada	0.72	0.73	0.69	0.66	0.49	0.81	0.89	0.74
Chile	0.57	0.42	0.62	0.32	0.55	0.73	0.75	0.61
China	0.43	0.46	0.45	0.50	0.44	0.53	0.19	0.46
Colombia	0.35	0.20	0.35	0.13	0.40	0.45	0.50	0.43
Cote d'Ivoire	0.40	0.29	0.54	0.28	0.51	0.42	0.45	0.33
Croatia	0.55	0.75	0.51	0.36	0.47	0.57	0.58	0.59
Czech Republic	0.67	0.49	0.61	0.56	0.79	0.68	0.82	0.78
Denmark	0.84	0.71	0.80	0.82	0.74	0.96	0.92	0.93
Dominican Republic	0.37	0.38	0.42	0.16	0.38	0.41	0.42	0.46
Ecuador	0.33	0.28	0.37	0.16	0.31	0.47	0.30	0.42
Egypt	0.41	0.41	0.43	0.28	0.41	0.53	0.54	0.28
El Salvador	0.31	0.15	0.34	0.03	0.28	0.44	0.47	0.46
Estonia	0.72	0.57	0.61	0.68	0.68	0.83	0.91	0.77
Ethiopia	0.45	0.55	0.47	0.42	0.51	0.47	0.33	0.39
Finland	0.85	0.74	0.82	0.80	0.80	0.92	0.98	0.90
France	0.65	0.57	0.65	0.45	0.68	0.82	0.70	0.71
Georgia	0.51	0.48	0.57	0.35	0.58	0.72	0.32	0.55
Germany	0.71	0.60	0.62	0.69	0.61	0.85	0.82	0.78
Ghana	0.44	0.40	0.32	0.35	0.40	0.43	0.75	0.41
Greece	0.46	0.32	0.45	0.23	0.33	0.63	0.72	0.52
Guatemala	0.30	0.19	0.21	0.11	0.32	0.41	0.44	0.45
Hong Kong SAR, China	0.73	0.69	0.77	0.70	0.64	0.84	0.73	0.77
Hungary	0.53	0.45	0.54	0.46	0.43	0.76	0.62	0.49
India	0.44	0.43	0.36	0.40	0.40	0.52	0.63	0.38
Indonesia	0.37	0.31	0.46	0.20	0.35	0.38	0.52	0.35
Iran	0.38	0.39	0.45	0.42	0.32	0.53	0.22	0.34
Italy	0.63	0.49	0.55	0.46	0.65	0.75	0.87	0.66
Jamaica	0.42	0.21	0.37	0.19	0.44	0.56	0.76	0.39
Japan	0.69	0.64	0.60	0.62	0.64	0.86	0.76	0.67
Jordan	0.56	0.46	0.56	0.53	0.59	0.62	0.66	0.50
Kazakhstan	0.40	0.38	0.56	0.43	0.24	0.45	0.29	0.45
Kenya	0.33	0.36	0.31	0.25	0.31	0.28	0.49	0.33
Kyrgyzstan	0.33	0.40	0.51	0.31	0.28	0.28	0.22	0.33
Lebanon	0.42	0.29	0.45	0.14	0.52	0.54	0.52	0.44
Liberia	0.33	0.37	0.35	0.20	0.27	0.38	0.39	0.34
Macedonia, FYR	0.50	0.58	0.43	0.49	0.65	0.54	0.27	0.55
Madagascar	0.35	0.35	0.51	0.32	0.40	0.29	0.21	0.38
Malawi	0.48	0.53	0.57	0.17	0.53	0.44	0.81	0.33
Malaysia	0.53	0.53	0.63	0.44	0.51	0.69	0.42	0.50
Mexico	0.25	0.15	0.24	0.16	0.19	0.29	0.39	0.30
Moldova	0.33	0.40	0.47	0.29	0.34	0.30	0.20	0.35
Mongolia	0.48	0.36	0.55	0.50	0.58	0.45	0.52	0.43
Morocco	0.35	0.50	0.47	0.18	0.29	0.50	0.21	0.30
Myanmar	0.32	0.33	0.37	0.24	0.27	0.43	0.33	0.27
Nepal	0.43	0.30	0.44	0.30	0.54	0.44	0.57	0.40
Netherlands	0.75	0.56	0.64	0.72	0.70	0.88	0.91	0.83
New Zealand	0.72	0.55	0.66	0.66	0.61	0.94	0.83	0.82
Nicaragua	0.35	0.47	0.48	0.16	0.46	0.38	0.17	0.36
Nigeria	0.31	0.34	0.34	0.20	0.39	0.27	0.41	0.22
Norway	0.83	0.60	0.72	0.85	0.84	0.93	0.97	0.91
Pakistan	0.37	0.39	0.40	0.27	0.36	0.35	0.54	0.27
Panama	0.38	0.26	0.31	0.10	0.68	0.48	0.43	0.38
Peru	0.37	0.29	0.21	0.25	0.48	0.32	0.54	0.53
Philippines	0.36	0.40	0.32	0.18	0.28	0.56	0.42	0.38
Poland	0.69	0.69	0.62	0.56	0.76	0.72	0.87	0.64
Portugal	0.59	0.51	0.44	0.50	0.49	0.72	0.82	0.65
Republic of Korea	0.76	0.62	0.82	0.75	0.68	0.88	0.82	0.77
Romania	0.56	0.60	0.54	0.39	0.63	0.57	0.58	0.62
Russia	0.36	0.30	0.44	0.34	0.44	0.40	0.22	0.37
Senegal	0.42	0.48	0.45	0.22	0.40	0.52	0.40	0.43
Serbia	0.41	0.51	0.37	0.31	0.41	0.41	0.29	0.57
Sierra Leone	0.32	0.50	0.34	0.10	0.27	0.30	0.39	0.36
Singapore	0.85	0.80	0.88	0.93	0.82	0.89	0.79	0.81
Slovenia	0.58	0.60	0.54	0.43	0.52	0.58	0.63	0.77
South Africa	0.45	0.34	0.46	0.25	0.49	0.54	0.61	0.45
Spain	0.61	0.48	0.53	0.63	0.55	0.72	0.62	0.78
Sri Lanka	0.49	0.25	0.40	0.39	0.71	0.68	0.55	0.45
Sweden	0.78	0.61	0.72	0.70	0.69	0.91	0.92	0.91
Tanzania	0.46	0.50	0.49	0.33	0.38	0.42	0.69	0.37
Thailand	0.51	0.46	0.61	0.54	0.39	0.65	0.52	0.42
Tunisia	0.45	0.44	0.52	0.33	0.44	0.52	0.49	0.41
Turkey	0.39	0.41	0.27	0.37	0.36	0.60	0.25	0.50
Uganda	0.37	0.32	0.33	0.43	0.42	0.28	0.46	0.31
Ukraine	0.33	0.37	0.43	0.28	0.46	0.26	0.15	0.38
United Arab Emirates	0.78	0.84	0.80	0.86	0.75	0.78	0.77	0.66
United Kingdom	0.72	0.62	0.76	0.61	0.59	0.81	0.88	0.77
United States	0.65	0.65	0.70	0.49	0.47	0.80	0.80	0.62
Uruguay	0.47	0.24	0.32	0.30	0.55	0.72	0.65	0.54
Uzbekistan	0.41	0.54	0.55	0.48	0.38	0.32	0.28	0.33
Venezuela	0.16	0.20	0.11	0.08	0.19	0.28	0.00	0.24
Vietnam	0.47	0.37	0.54	0.54	0.60	0.53	0.26	0.48
Zambia	0.36	0.41	0.40	0.15	0.41	0.38	0.40	0.33
Zimbabwe	0.36	0.52	0.52	0.32	0.42	0.32	0.20	0.25

JRC Statistical Audit of the WJP Rule of Law Index 2014



JRC Statistical Audit of the WJP Rule of Law Index® 2014

MICHAELA SAISANA AND ANDREA SALTELLI

European Commission Joint Research Centre (Ispra, Italy)

SUMMARY

The JRC analysis suggests that the conceptualized multi-level structure of the WJP Rule of Law Index 2014 is statistically sound in terms of coherence and balance: the overall Index, as well as the eight dimensions, are determined by all underlying components. Furthermore, the analysis has offered statistical justification for the use of equal weights and arithmetic averaging at the various levels of aggregation. Country ranks are also fairly robust to methodological changes related to the estimation of missing data, weighting or aggregation rule (less than ± 3 positions shift with respect to the simulated median in 96% of the cases). The added value of the Rule of Law Index and its dimensions, lays in the ability to summarize different aspects of rule of law in a more efficient and parsimonious manner than would be possible with a collection of almost 500 survey questions taken separately. In fact, the Rule of Law Index, presented this year for the first time as an overall aggregate, has a very high reliability of 0.97 – without being redundant – and captures the single latent phenomenon underlying the eight main dimensions of rule of law.

The WJP Rule of Law Index is intended for a broad audience of policy-makers, civil society, practitioners and academics, and aims at identifying strengths and weaknesses in each country under review and at encouraging policy choices that advance the rule of law. In this respect, the assessment of conceptual and statistical coherence of the Index, and the estimation of the impact of modeling choices on a country's performance are fundamental. They add to the transparency and reliability of the Index, and build confidence in the narratives supported by the measure.

The Econometrics and Applied Statistics Unit at the European Commission Joint Research Centre (JRC) in Ispra, Italy, was invited for a fourth consecutive year by the World Justice Project (WJP) to conduct a thorough statistical assessment of the Index.¹ Fine-tuning suggestions made by the JRC to past releases of the Index were already taken on board by the WJP. The request for a new JRC audit was driven by some re-structuring of the framework, the introduction of the ninth dimension on Informal Justice— measured for the first time this year— and the final aggregation of the eight dimensions into an overall index². The WJP Rule of Law Index was assessed along two main avenues: the statistical coherence of the structure, and the impact of key modeling choices on the Rule of Law Index scores and ranks.

The JRC analysis complements the country rankings for the Rule of Law Index and the underlying dimensions with confidence intervals, in order to better appreciate the robustness of these ranks to the computation methodology. In addition, for the first time this year, the JRC analysis includes an assessment of potential redundancy of information in the Rule of Law framework, and a suggestion on how to monitor changes in the rule of law both in a quantitative and qualitative manner.

1 The JRC analysis was based on the recommendations of the OECD (2008) Handbook on Composite Indicators, and on more recent academic research from the JRC. The JRC auditing studies of composite indicators are available at <http://composite-indicators.jrc.ec.europa.eu/>.

2 The ninth dimension on Informal Justice was presented as part of the conceptual framework for the rule of law but had not been populated with data in past releases of the report. We remind the reader that Informal Justice is not included in the calculation of the overall Index but only used for within country comparisons.

CONCEPTUAL AND STATISTICAL COHERENCE IN THE WJP RULE OF LAW FRAMEWORK

The World Justice Project (WJP), in the fourth release of the 2014 Rule of Law Index, attempts to summarize complex and versatile concepts across 99 countries around the globe with differing social, cultural, economic, and political systems. Modeling the cultural and subjective concepts underlying rule of law at a national scale around the globe raises practical challenges related to the combination of these concepts into a set of numbers and finally into an overall index. Indeed, extending what Saltelli and Funtowisz (2014) argue for models in general, stringent criteria of transparency must be adopted when composite indicators are used as a basis for policy assessments. Failure to open up the black box of composite indicator development is likely to lead only to greater erosion of the credibility and legitimacy of these measures as tools for improved policymaking.

The analysis of conceptual and statistical coherence of an index can be undertaken along four main steps: (a) the consideration of the underlying conceptual framework with respect to the existing literature; (b) the preliminary data quality checks including data coverage, missing values, reporting errors, existence of outliers; (c) the assessment of the statistical coherence through a set of correlation-based analyses, followed by robustness tests about estimation of missing data, weighting schemes and aggregation methods; (d) and finally the qualitative confrontation with the expert bodies in order to get suggestions and reviews about the decisions undertaken in the previous stages of analysis (Saisana, 2011). The WJP team already undertook the first and last steps that are mostly related to the conceptual issues. The JRC audit herein focuses on the second and third steps on the statistical soundness of the Rule of Law Index framework.

DATA CHECKS

The WJP Rule of Law framework builds on nine dimensions, or factors, that are further disaggregated into 47 sub-factors. The scores of these sub-factors are built from almost 500 survey questions drawn from assessments of the general public and local legal experts. Figure 1 illustrates the structure of the 2014 WJP Rule of Law Index.

Country data delivered to the JRC were average scores across experts or individuals along the survey questions (henceforth variables) for 99 countries. These variables are not affected by outliers or skewed distributions³, except for 14 variables spread across six dimensions in the WJP Rule

of Law Index.⁴ Given the high number of variables combined in building a dimension, the skewed distributions of those variables do not bias the results.

A further data quality issue relates to data availability. The 2014 dataset is characterized by excellent data coverage (98% in a matrix of 541 variables × 99 countries). Data availability per dimension and country is also very good or excellent. The WJP, for reasons of transparency and simplicity, calculated sub-factor scores using only available information for each country. This choice, which is common in relevant contexts, might discourage countries from reporting low data values. We tested the implications of 'no imputation' versus the use of the expectation-maximization method for the estimation of missing data and discuss this in the second part of the assessment together with other modeling choices. We anticipate here that some caution is needed in the *Informal Justice*, whereby 24 countries miss values on three or more survey questions (total of eight questions). For most of those countries, the overall score on *Informal Justice* will turn out to be sensitive to the missing data.

PRINCIPAL COMPONENT ANALYSIS AND RELIABILITY ANALYSIS

Principal component analysis (PCA) was used to assess whether the conceptual framework is confirmed by statistical approaches and to identify eventual pitfalls. The analysis confirms the presence of a single statistical dimension in each dimension of the rule of law (one component with eigenvalue greater than 1.0) that captures between 58% (D5: *Order and Security*) up to 88% (D2: *Absence of Corruption*) of the total variance in the underlying sub-factors (Table 1). A more detailed analysis of the correlation structure confirms the expectation that the sub-factors are more correlated to their own dimension than to any other dimension and all correlations are strong and positive. The statistical reliability, measured by the Cronbach-alpha (or c-alpha), is very high at 0.90 (up to 0.95) for seven of the nine dimensions, which is well above the 0.7 threshold for a reliable aggregate (see Nunnally, 1978). Instead, reliabilities are low for *Order and Security* (c-alpha = .62), and *Informal Justice* (c-alpha = .36). Nevertheless, once excluding a specific sub-factor from either dimension (#5.2: *civil conflict is effectively limited* from *Order and Security* and #9.1: *informal justice is timely and effective* from *Informal Justice*), the reliabilities of the two dimensions enter within the recommended limits (0.70 or slightly above, see Table 1).

Overall, the conceptual grouping of sub-factors into dimensions is statistically supported by the data for seven

³ Groeneveld and Meeden (1984) set the criteria for absolute skewness above 1 and kurtosis above 3.5. The skewness criterion was relaxed to 'above 2' to account for the small sample (99 countries).

⁴ In the WJP Rule of Law Index 'sub-factors' are equivalent to sub-dimensions.

FIGURE 1. SCHEMATIC REPRESENTATION OF THE 2014 RULE OF LAW FRAMEWORK AND INDEX.



Source: Saisana and Saltelli, European Commission Joint Research Centre; WJP Rule of Law Index 2014.
Notes: Rearranged from the information provided on the WJP Rule of Law Index 2014 main report.

dimensions of the rule of law, whilst a careful revision is needed for *Order and Security* and *Informal Justice*.

Furthermore, the analysis suggests that the eight dimensions (D1 to D8) share a single latent factor that captures 83% of the total variance and their aggregate has a reliability of 0.97. Instead, the *Informal Justice* (D9) is almost orthogonal

(not related) either to any of the eight dimensions or to the overall index. The revision suggested above for this dimension (*i.e.* to exclude #9.1: *informal justice is timely and effective*), whilst sufficient to render the dimension a reliable average, it does not suffice to render it coherent to the other eight dimensions.

TABLE1: STATISTICAL COHERENCE IN THE 2014 RULE OF LAW INDEX

RULE OF LAW DIMENSIONS	VARIANCE EXPLAINED	C-ALPHA	C-ALPHA WHEN EXCLUDING ONE COMPONENT							
			#.1	#.2	#.3	#.4	#.5	#.6	#.7	#.8
Rule of Law Index	83	.97	.96	.96	.96	.97	.97	.96	.96	.96
1: Constraints on Government Powers	83	.95	.94	.93	.94	.95	.94	.94		
2: Absence of Corruption	88	.96	.92	.94	.93	.95				
3: Open Government	78	.89	.89	.84	.87	.87				
4: Fundamental Rights	73	.95	.94	.93	.93	.93	.94	.93	.94	.94
5: Order and Security	58	.62	.30	.73	.44					
6: Regulatory Enforcement	79	.93	.91	.90	.92	.91	.92			
7: Civil Justice	66	.91	.90	.89	.87	.88	.91	.88	.89	
8: Criminal Justice	77	.95	.94	.93	.93	.94	.93	.95	.93	
9: Informal Justice	69	.37	.69	.00	.04					

Source: Saisana and Saltelli, European Commission Joint Research Centre; WJP Rule of Law Index 2014.
Notes: (1) Column "Variance explained" shows the amount of total variance explained by the first principal component across the eight dimensions of the Index, or the sub-factors in the case of the dimensions. (2) c-alpha or Cronbach-alpha is a measure of statistical reliability (values greater than 0.7 are recommended for good reliability). (3) Informal Justice is not included in the calculation of the Rule of Law Index but only in the framework of rule of law.

Concluding, the results from this analysis could be used as a statistical justification for the WJP choice to aggregate further the eight dimensions into a single index by using an arithmetic average, and not to include *Informal Justice* in the index calculation, but to use it instead only for within country comparisons.

WEIGHTS AND IMPORTANCE

Next, tests focused on identifying whether the Rule of Law dimensions and the overall Index are statistically well-balanced in the underlying components. In the present context given that all dimensions are built as simple arithmetic averages (*i.e.* equal weights for the relative sub-factors), and the index as a simple average of the eight dimensions, our analysis answers the question: ‘are the sub-factors – or the dimensions – really equally important?’ We used an importance measure (henceforth S_j), most known as correlation ratio, which is the non-linear equivalent to the classical Pearson correlation coefficient (Saltelli *et al.*, 2008). The S_j describes ‘the expected reduction in the variance of the eight dimension scores that would be obtained if a given sub-factor could be fixed’. As discussed in Paruolo *et al.*, 2013, we can take this as a measure of importance⁵; thus if sub-factors are supposed to be equally important their S_j values should not differ too much. Results are reassuring: all sub-factors are important in classifying countries within each dimension, though some sub-factors are slightly more important than others (Table 2). Although still acceptable, the least coherent results are: under *Fundamental Rights* dimension, the contribution of the sub-factor 4.1 (*equal treatment and absence of discrimination*) and 4.5 (*freedom of belief and religion is effectively guaranteed*) compared to the remaining sub-factors on the basis of the lower importance. Similarly, sub-factors 5.2 (*civil conflict is effectively limited*), sub-factor 7.5 (*civil justice is not subject to unreasonable delays*) and sub-factor 9.1 (*informal justice is timely and effective*) have a lower contribution to the variance of the respective dimension compared to the other underlying sub-factors. Finally, all eight dimensions are roughly equally important in determining the variation in the Index scores, though *Order and Security* (D5) is slightly less influential. All together the degree of coherence of the Index is remarkable, *i.e.* all dimensions and the overall index appear to be balanced and coherent.

⁵ The Pearson correlation ratio or first order sensitivity measure offers a precise definition of importance, that is ‘the expected reduction in variance of the CI that would be obtained if a variable could be fixed’; it can be used regardless of the degree of correlation between variables; it is model-free, in that it can be applied also in non-linear aggregations; it is not invasive, in that no changes are made to the index or to the correlation structure of the indicators.

ASSESSING POTENTIAL REDUNDANCY OF INFORMATION IN THE RULE OF LAW DIMENSIONS

A very high statistical reliability may be the result of redundancy of information in an aggregate. This is not the case in the Rule of Law Index. The high statistical reliability ($c\text{-alpha} = 0.97$) of the simple average of the eight dimensions is a sign of a sound composite indicator that brings additional information on the rule of law issues in the countries around the world. This is shown in Table 3, which presents, for all pairwise comparisons between the Index and the dimensions, the Spearman rank correlation coefficients (above the diagonal) and the percentage of countries that shift 10 positions or more (below the diagonal). In fact, of the 99 countries included this year, for almost 30% (up to 53%) of the countries, the Index ranking and any of the eight dimension rankings differ by 10 positions or more. This is a desired outcome because it evidences the added value of the Index ranking as a benchmarking tool, namely to help highlighting aspects of rule of law that do not emerge directly by looking into the eight dimensions separately.

IMPACT OF MODELING ASSUMPTIONS ON THE WJP RULE OF LAW INDEX RESULTS

The WJP Rule of Law Index and the underlying dimensions are the outcome of choices: the framework (driven by theoretical models and expert opinion), the variables included, the estimation or not of missing values, the normalization of the variables, the weights assigned to the variables and sub-factors, and the aggregation method, among other elements. Some of these choices are based on expert opinion, or common practice, driven by statistical analysis or the need for ease of communication. The aim of the uncertainty analysis is to assess to what extent – and for which countries in particular – these choices might affect country classification. We have dealt with these uncertainties simultaneously in order to assess their joint influence and fully acknowledge their implications (Saltelli and D’Hombres, 2010). Data are considered to be error-free since the WJP team already undertook a double-check control of potential outliers and eventual errors and typos were corrected during this phase.

The robustness assessment of the WJP Rule of Law Index was based on a combination of a Monte Carlo experiment and a multi-modeling approach. This type of assessment aims to respond to eventual criticism that the country scores associated with aggregate measures are generally not calculated under conditions of certainty, even if they are frequently presented as such (Saisana *et al.*, 2005, 2011). The Monte Carlo simulation related to the weights and comprised 1,000 runs, each corresponding to a different set of weights of the sub-factors underlying each dimension, randomly

TABLE 2: IMPORTANCE MEASURES (VARIANCE-BASED) FOR THE SUB-FACTORS AND DIMENSIONS IN THE 2014 WJP RULE OF LAW INDEX.

	#.1	#.2	#.3	#.4	#.5	#.6	#.7	#.8
INDEX	0.87 [.84, .91]	0.93 [.92, .95]	0.87 [.86, .9]	0.8 [.76, .86]	.63* [.54, .67]	0.95 [.94, .96]	0.87 [.87, .92]	0.88 [.87, .9]
D1	0.91 [.88, .92]	0.78 [.77, .82]	0.71 [.7, .75]	0.82 [.75, .85]	0.88 [.82, .89]			
D2	0.95 [.93, .96]	0.87 [.86, .91]	0.95 [.9, .95]	0.8 [.8, .86]				
D3	0.7 [.69, .78]	0.87 [.84, .9]	0.76 [.75, .83]	0.83 [.82, .87]				
D4	.57* [.56, .6]	0.9 [.85, .9]	0.74 [.73, .79]	0.79 [.74, .85]	.61* [.56, .65]	0.88 [.83, .9]	0.81 [.7, .84]	0.75 [.74, .79]
D5	0.66 [.66, .76]	.38* [.38, .44]	0.66 [.63, .72]					
D6	0.83 [.81, .84]	0.88 [.85, .9]	0.72 [.72, .8]	0.81 [.8, .86]	0.75 [.69, .81]			
D7	0.59 [.59, .62]	0.67 [.63, .73]	0.82 [.79, .84]	0.76 [.73, .83]	.39* [.39, .5]	0.77 [.77, .83]	0.67 [.66, .72]	
D8	0.65 [.64, .71]	0.8 [.77, .87]	0.8 [.79, .87]	0.7 [.7, .73]	0.89 [.86, .91]	0.76 [.69, .85]	0.84 [.83, .88]	
D9	.43* [.42, .6]	0.7 [.7, .79]	0.66 [.66, .81]					

Source: Saisana and Saltelli, European Commission Joint Research Centre; WJP Rule of Law Index 2014.

Notes: (1) Numbers represent the kernel estimates of the Pearson correlation ratio, as in Paruolo et al., 2013. Min-max estimates for the Pearson correlation ratio derive from the choice of the smoothing parameter and are shown in parenthesis. (2) Sub-factors that have much lower contribution to the variance of the relevant Dimension scores than the equal weighting expectation are marked with an asterisk. (3) D1: Constraints on Government Powers, D2: Absence of Corruption, D3: Open Government, D4: Fundamental Rights, D5: Order and Security, D6: Regulatory Enforcement, D7: Civil Justice, D8: Criminal Justice, D9: Informal Justice.

sampled from uniform continuous distributions centered in the reference values. The choice of the range for the weights' variation was driven by two opposite needs: on the one hand, the need to ensure a wide enough interval to have meaningful robustness checks (about $\pm 25\%$ of the reference value); on the other hand, the need to respect the rationale of the WJP that the sub-factors have roughly the same importance when calculating a dimension. Given these considerations, limit values of uncertainty intervals have been defined as shown in Table 4.

The multi-modeling approach involved combinations of the remaining two key assumptions on the 'no imputation' of missing data and the aggregation formula across the sub-factors or the dimensions. The WJP calculated sub-factor scores using only available information for each country⁶. This choice (often termed as 'no imputation') was confronted with the application of the expectation-maximization method

for the estimation of the missing data⁷. Regarding the WJP assumption on the aggregation function (arithmetic average), and despite the fact that it received statistical support (see principal component analysis results in the previous section), decision-theory practitioners have challenged this type of aggregation because of their fully compensatory nature, in which a comparative advantage of a few variables can compensate a comparative disadvantage of many variables (Munda, 2008). This offsetting might not be always desirable when dealing with fundamental aspects of rule of law. Hence, we considered the geometric average instead, which is a partially compensatory approach.⁸ Consequently, we tested

⁶ Note that here 'no imputation' is equivalent to replacing missing values with the average of the available data within each sub-factor.

⁷ The Expectation-Maximization (EM) algorithm (Little and Rubin, 2002) is an iterative procedure that finds the maximum likelihood estimates of the parameter vector by repeating two steps: (1) The expectation E-step: Given a set of parameter estimates, such as a mean vector and covariance matrix for a multivariate normal distribution, the E-step calculates the conditional expectation of the complete-data log likelihood given the observed data and the parameter estimates. (2) The maximization M-step: Given a complete-data log likelihood, the M-step finds the parameter estimates to maximize the complete-data log likelihood from the E-step. The two steps are iterated until the iterations converge.

⁸ In the geometric average, sub-factors are multiplied as opposed to summed in the arithmetic average. Sub-factor weights appear as exponents in the multiplication. To avoid that zero values introduce a bias in the geometric average, we re-scaled linearly the sub-factors scores to a minimum of 0.01.

TABLE 3: ADDED-VALUE OF THE RULE OF LAW INDEX.

	INDEX	D1	D2	D3	D4	D5	D6	D7	D8	D9
INDEX		0.88	0.92	0.89	0.86	0.77	0.94	0.89	0.91	0.16
D1	42		0.75	0.85	0.86	0.52	0.82	0.75	0.76	0.18
D2	31	54		0.79	0.72	0.72	0.91	0.84	0.89	0.18
D3	36	46	52		0.83	0.63	0.84	0.74	0.75	0.14
D4	38	48	54	52		0.53	0.78	0.74	0.72	0.07
D5	53	64	56	58	67		0.71	0.71	0.77	0.05
D6	30	40	28	40	54	60		0.89	0.83	0.17
D7	31	47	44	54	52	61	35		0.83	0.21
D8	35	54	40	56	58	54	38	44		0.18
D9	78	75	77	73	77	82	72	76	75	

Source: Saisana and Saltelli, European Commission Joint Research Centre; WJP Rule of Law Index 2014.

Notes: (1) Numbers above the diagonal are Spearman rank correlation coefficients, whilst numbers below the diagonal are the percentage of countries that shift +10 positions between the rankings. (3) D1: Constraints on Government Powers, D2: Absence of Corruption, D3: Open Government, D4: Fundamental Rights, D5: Order and Security, D6: Regulatory Enforcement, D7: Civil Justice, D8: Criminal Justice, D9: Informal Justice.

four models based on the combination of no imputation versus expectation-maximization and arithmetic versus geometric average. Combined with the 1,000 simulations per model to account for the uncertainty in the weights across the sub-factors, we carried out altogether 4,000 simulations.

Selected results of the uncertainty analysis are provided in Figure 2, which shows median ranks and 90% intervals computed across the 4,000 Monte Carlo simulations for the overall Index and for two dimensions: Absence of Corruption (D2, one of the most robust dimensions) and Order and Security (D5, one of the least robust dimensions). Countries are ordered from the highest to the lowest levels of rule

of law according to their reference rank in the WJP (black line), the dot being the simulated median rank. Error bars represent, for each country, the 90% interval across all simulations.

More specifically, if one takes the simulated median rank as being representative of these scenarios, then the fact that the dimension ranks are close to the median ranks suggests that the eight dimensions and the overall Index are suitable summary measures of the rule of law aspects. Country ranks in the overall Index and in all eight dimensions are very close to the median rank: 90 percent of the countries shift with respect to the simulated median less than ± 1 position in

TABLE 4: UNCERTAINTY PARAMETERS (MISSING VALUES, WEIGHTS AND AGGREGATION FUNCTION)

	REFERENCE	ALTERNATIVE
I. UNCERTAINTY RELATED TO MISSING DATA	NO ESTIMATION OF MISSING DATA	EXPECTATION MAXIMIZATION (EM)
II. UNCERTAINTY IN THE AGGREGATION FUNCTION	ARITHMETIC AVERAGE	GEOMETRIC AVERAGE
	REFERENCE VALUE FOR THE WEIGHT	DISTRIBUTION FOR UNCERTAINTY ANALYSIS
III. UNCERTAINTY INTERVALS FOR THE EIGHT DIMENSION WEIGHTS	0.125	U[0.094, 0.156]
IV. UNCERTAINTY INTERVALS FOR THE SUB-FACTOR WEIGHTS		
1: CONSTRAINTS ON GOVERNMENT POWERS (6 SUB-FACTORS)	0.167	U[0.125, 0.208]
2: ABSENCE OF CORRUPTION (4 SUB-FACTORS)	0.250	U[0.188, 0.313]
3: OPEN GOVERNMENT (4 SUB-FACTORS)	0.250	U[0.188, 0.313]
4: FUNDAMENTAL RIGHTS (8 SUB-FACTORS)	0.125	U[0.094, 0.156]
5: ORDER AND SECURITY (3 SUB-FACTORS)	0.333	U[0.250, 0.417]
6: REGULATORY ENFORCEMENT (5 SUB-FACTORS)	0.200	U[0.150, 0.250]
7: CIVIL JUSTICE (7 SUB-FACTORS)	0.143	U[0.107, 0.179]
8: CRIMINAL JUSTICE (7 SUB-FACTORS)	0.143	U[0.107, 0.179]

Source: Saisana and Saltelli, European Commission Joint Research Centre; WJP Rule of Law Index 2014.

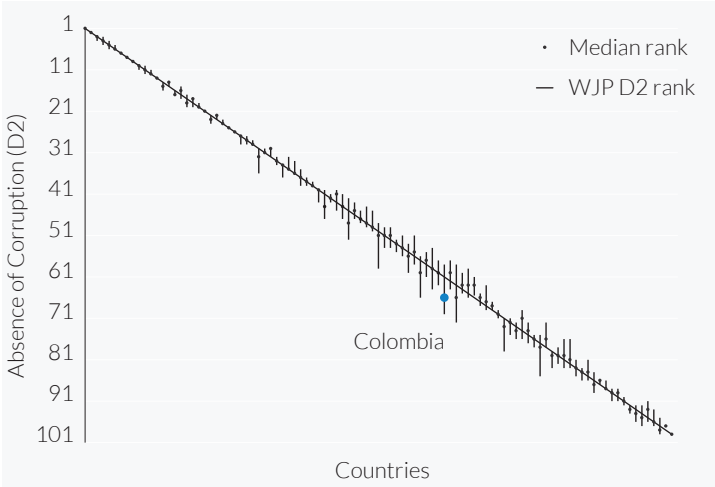
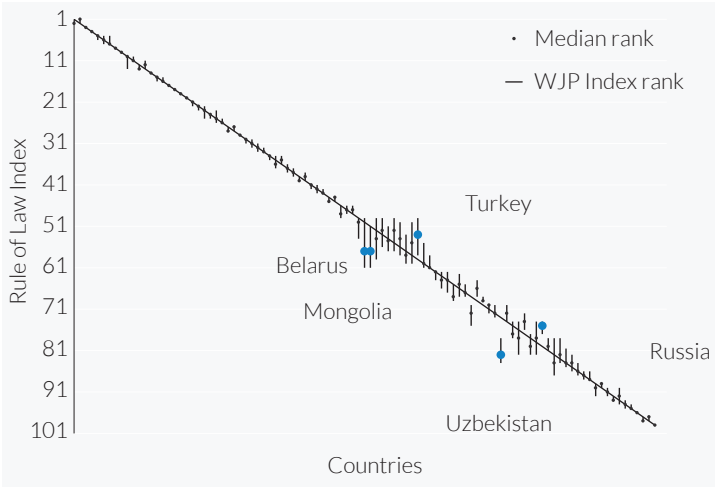
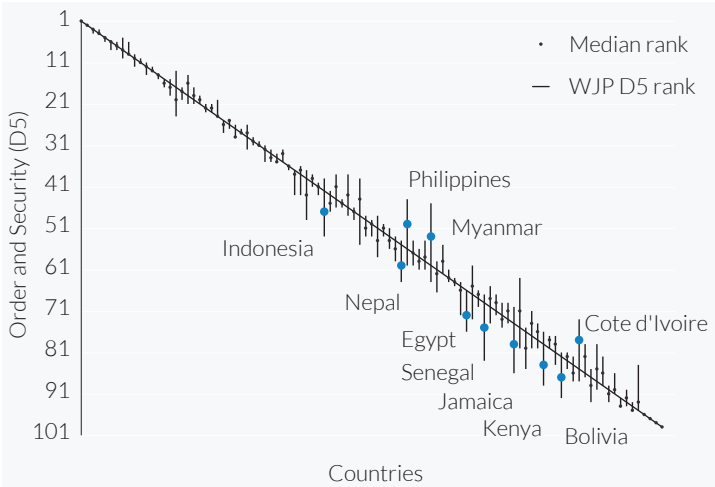
the Rule of Law Index, Constraints on Government Powers (D1) and Fundamental Rights, (D4); less than ± 2 positions in Absence of Corruption (D2), Open Government (D3), Regulatory Enforcement (D6) and Criminal Justice (D8); less than ± 3 positions in Civil Justice (D7); and less than ± 5 positions in Order and Security (D5). These moderate shifts for the vast majority of the countries can be taken as an indication that country classifications along the rules of law issues depend mostly on the variables used and not on the methodological judgments made during the aggregation.

Simulated intervals for most countries are narrow enough, hence robust to changes in the estimation of missing data, weights and aggregation formula – less than 6 positions in 75% of the cases across the eight dimensions and the overall Index. These results suggest that for the vast majority of the countries, the Rule of Law Index ranks allow for meaningful inferences to be drawn.

Nevertheless, few countries have relatively wide intervals (more than 15 positions): none on Constraints on Government Powers (D1), Absence of Corruption (D2), Fundamental Rights (D4), Civil Justice (D7); China, Malaysia, and United Arab Emirates on Open Government (D3); Cote d'Ivoire, Jamaica, Myanmar, Philippines, Russia, Senegal, and Thailand on Order and Security (D5); Uzbekistan on Regulatory Enforcement (D6); and Brazil and Panama on Criminal Justice (D8). These relatively wide intervals are due to compensation of low performance on some sub-factors with a very good performance on other sub-factors in a given dimension (see country profiles in the main part of the report). These cases have been flagged herein as part of the uncertainty analysis in order to give more transparency in the entire process and to help appreciate the WJP Rule of Law Index results with respect to the choices made during the development phase. To this end, Table 5 reports the Index and dimension ranks together with the simulated intervals (90% of the 4000 scenarios capturing estimation of missing data, weights and aggregation formula).

The fact that the dimension on Absence of Corruption (D2) is one of the most robust dimensions in the WJP Rule of Law Index with respect to modeling assumptions and also very coherent – as discussed in the previous section, see Table 1 and Table 2 – is all the more noteworthy given its inclusion in the Corruption Perception Index of Transparency International, as one of the thirteen measures describing perception of corruption in the public sector and among politicians.

FIGURE 2: UNCERTAINTY ANALYSIS (WJP INDEX AND SELECTED DIMENSION RANKS VS. MEDIAN RANK, 90% INTERVALS).



Source: Saisana and Saltelli, European Commission Joint Research Centre; WJP Rule of Law Index 2014.
Notes: Countries are ordered from high to low levels of rule of law. Median ranks and intervals are calculated over 4,000 simulated scenarios combining random weights (25% above/below the equal weights assumption), imputed versus missing values, and geometric versus arithmetic average at the dimension (or sub-factor) level. Countries with less reliable ranks – 5 or more positions shift from the simulated median rank are flagged.

TABLE 5: COUNTRY RANKS AND 90% INTERVALS FOR THE RULE OF LAW INDEX AND THE EIGHT DIMENSIONS.

COUNTRIES	INDEX	F1	F2	F3	F4	F5	F6	F7	F8									
Afghanistan	98	[97,98]	78	[77,83]	99	[98,99]	89	[87,98]	91	[90,92]	97	[97,97]	97	[96,97]	99	[99,99]	96	[94,96]
Albania	63	[62,66]	68	[65,69]	83	[81,85]	60	[56,63]	49	[49,51]	53	[51,56]	64	[62,67]	53	[50,56]	75	[68,79]
Argentina	58	[50,60]	71	[68,74]	47	[45,48]	56	[51,56]	31	[31,33]	83	[81,85]	73	[68,74]	40	[40,45]	70	[66,75]
Australia	8	[8,8]	8	[7,8]	8	[8,8]	12	[11,13]	10	[10,10]	14	[14,15]	7	[6,7]	12	[11,17]	11	[10,14]
Austria	7	[5,7]	6	[6,8]	10	[10,11]	6	[5,11]	5	[5,5]	10	[9,12]	6	[5,7]	7	[7,9]	5	[5,5]
Bangladesh	92	[92,93]	80	[79,83]	95	[91,96]	85	[84,86]	87	[87,88]	76	[75,85]	91	[88,92]	92	[88,94]	94	[91,95]
Belarus	50	[49,61]	95	[92,95]	38	[37,39]	79	[76,80]	83	[80,85]	33	[32,35]	42	[35,47]	30	[23,36]	50	[48,53.5]
Belgium	17	[17,17]	11	[11,12]	13	[13,13]	18	[18,18]	9	[9,9]	16	[15,19]	19	[19,19]	19	[18,19]	20	[19,20]
Bolivia	94	[93,95]	88	[88,88]	87	[86,87]	81	[77,82]	75	[71,76]	82	[81,92]	88	[86,90]	96	[95,97]	98	[98,98]
Bosnia & Herzegovina	39	[39,40]	51	[49,52]	55	[53,60]	44	[41,46]	32	[30,33]	45	[44,46]	49	[46,49]	56	[55,67]	32	[31,34]
Botswana	25	[23,26]	25	[25,28]	23	[22,23]	22	[22,25]	54	[52,58]	26	[25,27]	20	[20,21]	28	[22,30]	23	[22,24]
Brazil	42	[41,43]	32	[32,33]	45	[42,52]	36	[34,39]	35	[33,36]	71	[67,72]	39	[35,48]	50	[48,59]	69	[64,84]
Bulgaria	44	[44,45]	58	[55,59]	64	[60,65]	51	[46,54]	36	[33,36]	36	[36,37]	57	[55,60]	45	[44,46]	56	[51,58]
Burkina Faso	53	[49,56]	76	[73,76]	54	[51,56]	71	[66,75]	50	[49,52]	65	[64,72]	34	[31,34]	42	[40,44]	64	[63,69]
Cambodia	91	[90,92]	94	[92,95]	86	[84,89]	82	[81,84]	82	[79,83]	54	[53,59]	94	[91,95]	97	[95,98]	95	[93,95]
Cameroon	95	[94,95]	87	[84,87]	98	[94,98]	91	[88,92]	81	[78,83]	80	[77,80]	93	[91,95]	95	[95,97]	92	[90,93]
Canada	11	[10,11]	13	[13,13]	14	[14,16]	3	[3,3]	16	[16,19]	15	[15,17]	9	[8,10]	13	[11,15]	15	[13,16]
Chile	21	[21,22]	17	[16,17]	22	[22,24]	19	[19,21]	21	[21,22]	61	[59,66.5]	21	[20,22]	26	[22,29]	28	[28,30]
China	76	[74,82]	92	[89,96]	49	[45,50]	74	[69,84]	96	[96,97]	29	[26,32]	78	[74,85]	77	[75,87]	51	[47,55]
Colombia	61	[58,61]	47	[45,49]	61	[58,70]	40	[36,44]	61	[57,62]	89	[82,89]	50	[49,53]	54	[52,62]	79	[74,87]
Cote d'Ivoire	72	[70,73]	77	[74,78]	69	[67,69]	88	[86,91]	72	[71,78]	85	[73,88]	58	[56,62]	57	[52,60]	60	[57,62]
Croatia	36	[34,36]	40	[40,43]	36	[33,36]	38	[35,40]	37	[35,38]	39	[37,49]	53	[52,57]	46	[44,58]	31	[30,32]
Czech Republic	23	[22,25]	23	[22,24]	31	[30,31]	33	[31.5,34]	11	[11,12]	28	[27,28]	24	[24,25]	20	[20,20]	19	[19,20]
Denmark	1	[1,2]	1	[1,1]	1	[1,1]	5	[5,6]	2	[2,3]	3	[3,4]	2	[2,2]	4	[3,4]	3	[2,3]
Dominican Republic	67	[65,68]	67	[66,71]	77	[75,85]	45	[42,49]	47	[47,48]	87	[85,93]	76	[75,79]	60	[54,61]	66	[63,69]
Ecuador	77	[72,76]	85	[84,86]	51	[49,54]	75	[71,77]	62	[58,65]	91	[86,91]	54	[52,55]	78	[76,84]	86	[82,88]
Egypt	74	[70,74]	74	[69,76]	52	[49,54]	64	[59,68]	90	[90,92]	66	[66,76]	75	[73,82]	84	[81,91]	57	[53,59]
El Salvador	64	[62,67]	66	[65,67]	53	[52,55]	84	[81,84]	42	[39,43]	70	[65,74]	52	[50,53]	62	[60,66]	90	[89,97]
Estonia	15	[15,16]	12	[11,12]	18	[17,20]	15	[15,16]	12	[11,13]	24	[20,24]	13	[13,16]	16	[12,16]	13	[11,15]
Ethiopia	88	[86,88]	91	[89,92]	56	[51,58]	94	[91,95]	94	[93,94]	73	[69,74]	89	[87,94]	85	[81,89]	46	[41,49]
Finland	4	[4,4]	5	[5,5]	6	[5,6]	11	[9,11]	4	[4,4]	8	[5,10]	11	[11,12]	8	[7,9]	1	[1,2]
France	18	[18,18]	14	[14,14]	20	[19,20]	16	[15,17]	18	[16,19]	30	[29,31]	14	[13,15]	18	[18,19]	21	[21,22]
Georgia	31	[30,32]	55	[51,57.5]	24	[23,24]	43	[40,47]	51	[49,53]	17	[13,24]	31	[30,37]	32	[25,34]	36	[35,37]
Germany	9	[9,9]	9	[9,9]	12	[11,12]	14	[14,14]	8	[8,8]	13	[12,13]	16	[14,18]	3	[3,4]	16	[15,16]
Ghana	37	[36,38]	27	[26,28]	58	[55,61]	37	[34,41]	33	[32,36]	57	[54,60]	43	[40,44]	35	[31,35]	49	[48,52]
Greece	32	[31,33]	29	[29,30]	34	[34,37]	54	[53,53]	28	[28,29]	49	[48,53]	37	[34,41]	25	[23,34]	43	[43,50]
Guatemala	83	[78,84]	59	[58,63]	76	[75,78]	57	[52,59]	57	[54,58]	92	[92,94]	85	[81,86]	93	[92,94]	93	[91,94]
Hong Kong SAR, China	16	[15,16]	24	[22,24]	9	[9,9]	10	[7,12]	29	[28,30]	4	[3,4]	15	[14,17]	15	[11,16]	10	[9,11]
Hungary	30	[30,31]	36	[34,39]	29	[28,29]	35	[34,40]	30	[29,31]	21	[19,21]	30	[30,34]	55	[51,65]	34	[32,34]
India	66	[62.5,68]	35	[35,37]	72	[71,75]	30	[29,31]	63	[61,65]	95	[84,95]	81	[78,97]	90	[84,91]	48	[44,49]
Indonesia	46	[46,49]	31	[31,31]	80	[78,82]	29	[29,32]	65	[61,65]	42	[39,53]	46	[43,48]	67	[62,69]	71	[66,73]
Iran	82	[78,87]	90	[89,94]	42	[41,43]	90	[87,92]	99	[99,99]	77	[71,80]	41	[35,42]	38	[36,38]	63	[61,68]
Italy	29	[29,29]	26	[25,27]	30	[30,36]	39	[36,41]	22	[22,23]	50	[49,53]	29	[28,29]	36	[35,38]	24	[23,24]
Jamaica	45	[44,45]	34	[33,35]	50	[48,59]	59	[54,63]	44	[42,46]	74	[70,86]	32	[30,33]	64	[59,70]	53	[51,64]
Japan	12	[12,13]	15	[15,17]	11	[10,12]	8	[6,8]	20	[19,20]	1	[1,1]	12	[11,12]	11	[10,13]	18	[18,18]
Jordan	38	[37,39]	64	[60,67]	33	[32,34]	65	[62,67]	77	[74,77]	20	[17,21]	35	[35,42]	21	[21,24]	30	[28,30]
Kazakhstan	71	[70,72]	93	[90,94]	60	[57,63]	87	[86,89]	74	[72,76]	35	[32,35]	63	[59,66]	66	[59,70]	61	[57,62]
Kenya	86	[84,87]	62	[59,63]	93	[92,96]	83	[78,84]	80	[78,85]	79	[76,89]	80	[78,84]	72	[69,72]	84	[78,87]
Kyrgyzstan	78	[77,82]	70	[69,74]	96	[93,97]	73	[68,74]	66	[66,67]	52	[50,53]	68	[65,73]	74	[73,75]	85	[80,87]
Lebanon	49	[49,54]	44	[41,44]	70	[69,71]	62	[57,64]	43	[40,46]	43	[42,47]	66	[63,68]	70	[67,71]	55	[53,62]
Liberia	87	[86,88]	56	[51,64]	85	[81,86]	86	[85,89]	53	[52,57]	93	[90,94]	96	[96,98]	87	[78,89]	87	[81,87]
Macedonia, FYR	34	[34,35]	61	[57,62]	37	[35,39]	24	[23,25]	38	[37,38]	47	[46,49]	44	[38,44]	41	[40,43]	37	[36,38]
Madagascar	81	[78,81]	83	[79,84]	84	[83,86]	68	[64,75]	76	[74,82]	46	[38,48]	82	[79,84]	79	[76,84]	80	[72,81]
Malawi	55	[49,57]	60	[56,61]	65	[59,66]	80	[76,80]	58	[56,61]	68	[66,70]	77	[75,80]	31	[27,33]	40	[38,47]
Malaysia	35	[34,37]	49	[45,52]	28	[27,29]	42	[36,62]	85	[81,86]	12	[11,14]	48	[44,50]	37	[36,38]	33	[32,34]
Mexico	79	[74,82]	48	[46,55]	78	[72,78]	32	[30,33]	60	[58,65]	96	[96,96]	51	[49,51]	88	[78,88]	97	[96,97]
Moldova	75	[74,78]	79	[77,80]	88	[86,88]	58	[53,64]	68	[67,69]	40	[38,41]	79	[75,83]	76	[75,79]	82	[77,85]
Mongolia	51	[51,61]	53	[53,56]	71	[71,79]	93	[90,94]	45	[42,45]	38	[36,43]	70	[68,73]	48	[44,49]	39	[37,41]
Morocco	52	[49,59]	46	[45,49]	62	[57,64]	46	[42,50]	84	[82,86]	44	[38,46]	36	[35,40]	51	[48,54]	81	[77,84]
Myanmar	89	[89,92]	82	[79,84]	63	[58,72]	96	[94,97]	97	[96,98]	60	[45,64]	92	[88,93]	86	[81,90]	89	[85,90]
Nepal	57	[53,60]	45	[44,47]	73	[72,76]	61	[54,63]	48	[47,48]	55	[54,64]	56	[53,57]	75	[73,76]	52	[50,53]
Netherlands	5	[5,6]	7	[6,7]	7	[7,7]	7	[6,9]	6	[6,6]	22	[21,23]	4	[4,4]	2	[2,2]	9	[9,10]
New Zealand	6	[5,7]	4	[4,4]	3	[3,4]	2	[2,2]	7	[7,7]	11	[10,11]	5	[5,6]	9	[8,9]	12	[11,15]
Nicaragua	85	[82,86]	96	[95,96]	75	[72,77]	54	[52,66]	69	[67,70]	72	[69,75]	71	[69,74]	91	[89,93]	78	[73,84]
Nigeria	93	[90,94]	69	[68,71]	97	[95,99]	76	[73,77]	88	[87,89]	98	[98,98]	83	[78,84]	52	[48,53]	91	[89,92]
Norway	2	[1,2]	2	[2,3]	2	[2,2]	1	[1,1]	3	[2,3]	19	[14,21]	1	[1,1]	1	[1,1]	4	[4,4]
Pakistan	96	[96,96]	73	[71,76]	91	[90,92]	95	[91,95]	92	[91,94]	99	[99,99]	95	[92,95]	94	[92,94]	68	[64,72.5]
Panama	56	[50,58]	75	[73,81]	57	[56,66]	31	[29,33]	46	[44,46]	62	[55,62]	55	[54,57]	69	[67,71]	65	[63,84]
Peru	62	[62,64]	38	[37,40]	79	[79,83]	63	[55,68]	34	[33,36]	78	[74,80]	61	[59,63]	83	[80,89]	67	[63,74]
Philippines	60	[55,61]	39	[37,40]	44	[41,47]	55	[52,58]	67	[67,71]	56	[44,60]	60	[57,61]	82	[80,87]	73	[68,77]
Poland	22	[22,23]	22	[21,23]	27	[27,29]	27	[27,27]	24	[24,25]	25	[25,28]	26	[26,27]	22	[22,26]	17	[17,17]
Portugal	26	[25,26]	19	[19,21]	26	[26,26]	25	[23,26]	17	[16,18]	58	[56,61]	27	[26,28]	23	[21,34]	26	[26,27]
Republic of Korea	14	[14,14]	16	[15,16]	16	[16,17]	13	[12,13]	23	[21,23]	7	[6,8]	17	[14,18]	10	[9,12]	8	[8,8]
Romania	33	[32,33]	43	[40,43]	41	[40,47]	47	[42,50]	25	[24,26]	31	[30,31]	45	[41,46]	34	[31,35]	29	[28,30]
Russia	80	[74,77]	89	[89,92]	66	[61,65.5]	67	[63,71]	79	[76,81]	75	[63,80]	67	[64,69]	68	[65,69]	76	[67,78]
Senegal	43	[42,43]	3															

Though country rankings are not calculated by the WJP for the Informal Justice, a similar robustness analysis reveals that twenty two countries in this dimension have relatively wide intervals (more than 15 positions)⁹. These wide intervals are in most cases due to the amount of missing data (4 or more out of the 8 question items). This outcome further supports the WJP choice to use the Informal Justice dimension scores as an indication for within country comparisons and not across countries.

As a general remark, the robustness of an index should not be interpreted as an indication of the index's quality. It is instead a consequence of the index's dimensionality. In other words, robustness is to some extent the flip side of redundancy: a very high correlation between variables will lead to an index ranking that is practically not affected by the methodological choices, so the index will be both robust and redundant. Similarly, a low correlation among variables would imply that the methodological choices are very important in determining country rankings, and thus the index is unlikely to be robust to these choices. The results herein have revealed that the 2014 Rule of Law Index is robust without being redundant.

RULE OF LAW INDEX AND THE VARIABILITY OF ITS DIMENSIONS

Finally, we study the relationship between the Rule of Law Index scores of a given country and the variability of its eight underlying dimensions, namely what the relationship is, if any, between the Index score and a balanced performance in constraints on government powers, absence of corruption, open government, fundamental rights, order and security, regulatory enforcement, civil justice, and criminal justice. While the Index values provide a quantitative indication of trends in rule of law, changes in the dimension's variability convey information on the quality of the changes: an increase in rule of law may be achieved by improving the performance in specific dimensions, whilst a decrease in the coefficient of variation may be achieved by reducing gaps in performance between dimensions.

As can be seen from the scissor's pattern in Figure 3, generally countries with higher levels of rule of law exhibit less variability since they tend to achieve high values in most of the underlying dimensions. The opposite generally holds true for countries with lower levels of rule of law. The average variability in the top tertile group is 0.11, in the middle tertile group is 0.21, and in the low tertile group is 0.27. This reflects the fact that countries with lower levels of rule of law generally display larger discrepancies in performance

between dimensions, and that focusing only in particular dimensions while allowing performance gaps between dimension yields only marginal results in their overall rule of law score. However, it is worth noting that there is a certain variance in the results: although Tanzania and Pakistan belong to the low tertile group in the rule of law, their variability is just above the average variability of the top tertile group. The same applies to a number of countries in the middle tertile group (South Africa, Colombia, and Macedonia-FYR). Instead, although the United Arab Emirates belongs to the top tertile group, its variability is above the average of the middle tertile group.

The Pearson correlation coefficient between the Rule of Law Index and the coefficient of variation is -0.83, what reflects a high degree of negative association between the Index and the variability of its eight dimensions.

CONCLUSIONS

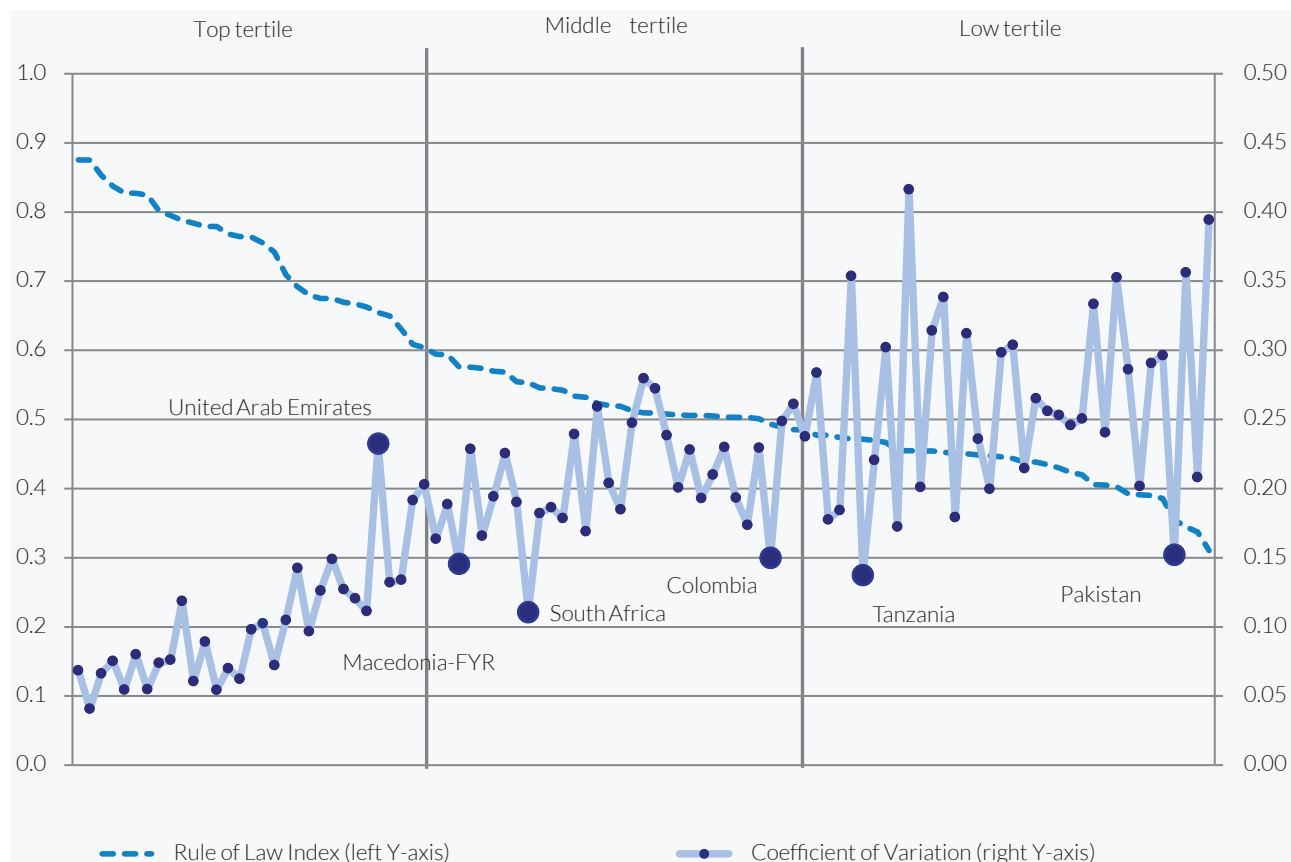
The WJP team invited the JRC for the fourth consecutive year to delve into the statistical properties of the revised Rule of Law Index, so as to ensure the transparency and reliability of the results and to enable academics and policymakers to derive more accurate and meaningful conclusions. In fact, stringent criteria of transparency must be adopted when composite indicators are used as a basis for policy assessments. Failure to open up the black box of composite indicator development is likely to lead only to greater erosion of the credibility and legitimacy of these measures as tools for improved policymaking.

The JRC analysis suggests that the conceptualized multi-level structure of the 2014 WJP Rule of Law Index – calculated through almost 500 survey questions and eight dimensions for 99 countries – is statistically sound, coherent, and balanced. Indeed, within each dimension a single latent factor is identified and all sub-factors are roughly equally important in determining the variation of the respective dimension scores. This outcome can be used as statistical justification for the equal weights and arithmetic averaging at the various levels of aggregation of the Rule of Law Index – which should not be taken for granted when arithmetic averaging is concerned. The Absence of Corruption dimension is especially coherent and robust, which is noteworthy given its inclusion in the Corruption Perception Index of Transparency International.

Country ranks across the eight dimensions and in the overall Index are also fairly robust to methodological changes related to the estimation of missing data, weighting or aggregation rule (less than ± 3 positions shift in 96% of the cases). Consequently, benchmarking inferences can be drawn

⁹ These are: Albania, Australia, Chile, Croatia, Czech Republic, Finland, Greece, Hong Kong SAR of China, Hungary, Iran, Italy, Jamaica, Macedonia-FYR, New Zealand, Norway, Portugal, Singapore, Slovenia, Sri Lanka, Turkey, United Kingdom, and Uruguay.

FIGURE 3: RULE OF LAW INDEX VALUES AND THE VARIABILITY OF THEIR UNDERLYING DIMENSIONS.



Source: Saisana and Saltelli, European Commission Joint Research Centre; WJP Rule of Law Index 2014.

Notes: Countries are ordered from high to low levels of rule of law. The coefficient of variation for each country is calculated as the ratio of the standard deviation across the eight dimensions of the rule of law to their average.

for most countries in the Rule of Law Index and the eight underlying dimensions, whilst some caution may be needed for a few countries. Note that perfect robustness would have been undesirable as this would have implied that the Index and the dimensions are perfectly correlated and hence redundant, which is not the case. In fact, one way in which the 2014 Rule of Law Index helps to highlight other aspects of rule law is by pinpointing the differences in rankings that emerge from a comparison between the Index and each of the eight dimensions: for more than 30% (up to 53%) of the countries, the Index ranking and any of the eight dimensions rankings differ by 10 positions or more.

The main refinements suggested by the present analysis relate to the dimensions of Order and Security and Informal Justice. The former needs a revision with respect to the sub-factor on civil conflict is effectively limited, whilst Informal Justice appears to be measuring an aspect of the rule of law that is totally different to what is being measured by the other eight dimensions. The missing data for 20+ countries within Informal Justice do not allow for a reliable estimation of their performance level in this respect. Beyond conceptual issues, these statistical considerations may justify the WJP's

choice not to include Informal Justice in the index calculation, but to consider it instead indicatively for within country comparisons only.

The added value of the 2014 WJP Rule of Law Index and its underlying dimensions — developed using international quality standards and tested using state of the art statistical analyses — lays in the ability to summarize different aspects of rule of law in a more efficient and parsimonious manner than what is possible with a collection of almost 500 survey questions taken separately. In fact, the Rule of Law Index, presented this year for the first time as an overall aggregate, has a very high reliability 0.97 and captures indeed the single latent phenomenon underlying the eight main dimensions of rule of law. In past reports, the WJP team had opted not to calculate an overall index in order to shed more light onto the dimensions of the rule of law. Hopefully, this year's initiative to accompany the detailed country profiles with an overall rule of law score will reinforce the media's uptake of the Rule of Law Index and the WJP's engagements with civil society.

REFERENCES

Groeneveld, R. A., Meeden, G. 1984. Measuring skewness and kurtosis. *The Statistician* 33: 391–99.

Little, R. J. A., Rubin, D. B. 2002. *Statistical Analysis with Missing Data*. 2nd edition. Hoboken, NJ: John Wiley & Sons.

Munda, G. 2008. *Social Multi-Criteria Evaluation for a Sustainable Economy*. Berlin Heidelberg: Springer-Verlag.

Nunnally, J. 1978. *Psychometric theory*. New York: McGraw-Hill.

OECD/EC JRC, 2008. *Handbook on Constructing Composite Indicators: Methodology and User Guide*. Paris: OECD.

Paruolo P., Saisana M., Saltelli A. 2013, Ratings and Rankings: voodoo or science? *J Royal Statistical Society A* 176(3): 609-634.

Saisana, M., D'Hombres, B., Saltelli, A. 2011. Rickety Numbers: Volatility of University Rankings and Policy Implications. *Research Policy* 40: 165–77.

Saisana, M., and Saltelli, A. 2011. Rankings and Ratings: Instructions for use. *Hague Journal on the Rule of Law* 3(2): 247-268.

Saisana, M. 2011. Statistical tests on the Global Innovation Index (p.57-64), in Dutta, S. (Ed), *The Global Innovation Index 2011. Accelerating Growth and Development*, INSEAD.

Saisana, M., Saltelli, A., Tarantola, S. 2005. Uncertainty and Sensitivity Analysis Techniques as Tools for the Analysis and Validation of Composite Indicators. *Journal of the Royal Statistical Society A* 168 (2):307–323.

Saltelli, A., Funtowicz S. 2014. When All Models Are Wrong, *Computer Modeling, Issues in Science and Technology*, 79-85.

Saltelli, A., D'Hombres, B. 2010. Sensitivity Analysis Didn't Help. A Practitioner's Critique of the Stern Review. *Global Environmental Change* 20: 298–302.

Saltelli, A., Ratto, M., Andres, T., Campolongo, F., Cariboni, J., Gatelli, D., Saisana, M., Tarantola, S. 2008. *Global Sensitivity Analysis: The Primer*. Chichester, England: John Wiley & Sons.

Contributing Experts 

Contributing Experts

The WJP Rule of Law Index® 2014 was made possible by the generous pro-bono contributions of academics and practitioners who contributed their time and expertise. The names of those experts wishing to be acknowledged individually are listed in the following pages.

This report was also made possible by the work of the polling companies who conducted fieldwork, and the thousands of individuals who have responded to the general population poll (GPP) around the world.

Afghanistan

Niamatullah Barakzai
Legal Oracles

Jürgen Baumann
Afghan Independent Bar Association

Valerie Docher
Medical Refresher Courses for Afghans

Selay Ghaffar
HAWCA

Mr. Ghazawi
Coordination of Afghan Relief

Baryalai Hakimi
Kabul University

Sanzar Kakar
Afghanistan Holding Group

Mohammad Khalid
Massoudi Legal Consultancy

Hashmat Khalil Nadirpor
Legal Education Support Program

Brouillet Pascal
Agence Française de Développement

Ghislain Poissonnier
French Embassy

A.R. Rahimghiyasa
Law Offices of A. Rahman Rahimghiyasa

Saif ur Rehman
Legal Oracles

Mohammad Naeem Salimee
Coordination of Afghan Relief

Khalid Sekander

Sayed Mohammad Saeq Shajjan
Shajjan & Associates

R. Michael Smith
Bowie & Jensen, LLC

Amiri Wahidullah
Nangarhar University

Adrienne Woltersdorf
Friedrich-Ebert-Stiftung

Sakena Yacoobi
Afghan Institute of Learning

Idrees Zaman
CPAU

Zmarak Zhouand
Afghanistan Lawyers International

Anonymous Contributors

Albania

Irma Cami
Petosevic Law Offices

Dorant Ekmekçiu
Haxha, Memi & Haxha

Shirli Gorenca
Kalo & Associates

Drini Hakorja

Eris Hoxha
Haxha, Memi & Haxha

Gijka & Associates

Jonida Braja Melani
Wolf Theiss

Anteo Papa
Optima Legal & Finacial

Genci Tërpo

Anonymous Contributors

Argentina

Valeria Ameleng
Sanatorio de Niños Rosario

Hugo Barriouuevo
Universidad Isalud

Federico A. Borzi Cirilli
Defensas Penales

Diego Carbone
Presa, Caffarello & Carbone Abogados

Hernan Jorge Danzi
Estudio Penal Danzi

Carlos Maria Ferrer Deheza
Estudio Ferrer Deheza

Maximo Julio Fonrouge
Colegio de Abogados

Alberto Justo Giles
Colegio e Abogados

Adrián Goldin
ISLSSL

Alvaro Herrero
Laboratorio de Políticas Públicas

Atilio Killmeate
Hickethier & Killmeate

Martin G. Langsam
Universidad Isalud

Elina Manzanera
Silva Ortiz, Alfonso, Pavic & Lounge Abogados

Carlos Marin

Gabriel Alejandro Martoglio
Estudio Jurídico Integral

Sergio Muro
Universidad Torcuato Di Tella

Nicolas Francisco Niewolski Cesca
Estudio Ferrer Deheza

Rosa María Oller López
Estudio Jurídico Oller López & Asoc

Pablo Pejlatowicz
Asociación por los Derechos Civiles

María Morena del Rio
Allende & Brea

María Julieta Sanchez Moreno
SECHI

Claudio Jesús Santagati
Defensoría General de Lomas de Zamora

Diego Silva Ortiz
Silva Ortiz, Alfonso, Pavic & Lounge Abogados

Enrique Mariano Stile
Marval O'Farrell & Mairal

Adrián R. Tellas

María Paola Trigiani
Alfaro Abogados

Anonymous Contributors

Australia

Nicholas Boymal
Hewlett-Packard

Kate Burns
Rule of Law Institute of Australia

Peter Cashman
University of Sydney

Sean Cooney
Melbourne Law School

Nicholas Cowdery
University of Sydney

Breen Creighton
RMIT University

Andrew Frazer
University of Wollongong

Fiona McDonald
Queensland University of Technology

Fiona McLeay
Justice Connect

Esther Stern
Flinders University of South Australia

Anonymous Contributors

Austria

Clemens Egermann
Barnert Egermann Illigassch Attorneys at Law

Thomas Frad
KWR Karasek Wietrzyk Rechtsanwälte GmbH

Ivo Greiter
Greiter Pegger Kofler & Partners

Gerhard Jarosch
International Association of Prosecutors

Lukas Kaelin
University of Vienna

Manfred Ketzler
Hausmaninger Kletter Rechtsanwälte GmbH

Rupert Manhart
Austrian Bar

Wolfgang Mazal
University of Vienna

Isabelle Pellech

Marcella Prunbauer-Glaser
Prunbauer & Romig

Martin Reinisch
BKP Brauneis Klausner Prändl Rechtsanwälte

Martin Risak
University of Vienna

Jernej Sekolec

Anton Spenling
Supreme Court

Karl Stoeger
University of Graz

Stefan Zieptnig
University of Vienna

Anonymous Contributors

Bangladesh

Tasmiah Nuhuya Ahmed
FM Associates

ASM Alamgir
WHO

Abdul Awal
NRDS

Kazi Faizul Bari
K. A. Bari & CO.

Fatima J. Chowdhury
FM Associates

M. R. I. Chowdhury
M. R. I. Chowdhury & Associates

Mirza Farzana Iqbal Chowdhury
Daffodil International University

Nasirud Doulah
Doulah & Doulah

Debra Efroymsen
HealthBridge

Bilqis Amin Hoque
Uttara University

Mohammed Muthahar Hossain
Hossain & Khan Associates

Rokib Bin Hossain
The Legal Circle

Shusmita Khan
Eminence

Sarjean Rahman Lian
FM Associates

Mahbub Parvez
Daffodil International University

Sheikh Abdur Rahim
Daffodil International University

Al Amin Rahman
FM Associates

Anita Ghazi Rahman
The Legal Circle

Syed Mizanur Rahman
Daffodil International University

K.A.R. Sayeed
United Hospital Limited

Tanin Hussain Shawon
Supreme Court of Bangladesh

Anonymous Contributors

Belarus

Dmitry Arkhipenko
Revera Consulting Group

Siarhei Artsemyeu
Belarusian State University

Dmitry Bokhan
Verkhovodko & Partners LLC

Kseniya Dashutina
Foundation for Legal Technologies Development

Nina Knyazeva
Verkhovodko & Partners LLC

Anastasia Korchagina

Alexander Korsak
Arzinger & Partners

Sergei Makarchuk
CHSH Cerha Hempel Spiegelfeld Hlawati FLLC

Valentina Ogarkova
Stepanovski, Papakul & Partners

Stepanovski, Papakul & Partners

Vadzm Samaryn
Belarusian State University

Dmitry Semashko
Stepanovski, Papakul & Partners

Paulina Smykouskaya
Thomson Reuters

Sviatlana Valuyeva

Olga Zdobnova
Vlasova Mikhel & Partners

Anonymous Contributors

Belgium

Jean-Louis Berwart
AVODRO/ITS

Mr. Bouffroux
CHU Liège

Damien Gerard
Université Catholique de Louvain

Patrick Goffaux
Université Libre de Bruxelles

Pieter de Koster
Allen & Overy LLP

Patrick Papart
University of Liege

Emmanuel Plasschaert
Crowell & Moring

Andrée Puttemans
Université Libre de Bruxelles

Jean-François Van Drooghenbroeck
Université Catholique de Louvain

Pieter Vandekerckhove

Patrick Wautelet
Université de Liège

Kris Wauters
Université Catholique de Louvain

Christian Willems
Loyens & Loeff

Olivier de Witte
Hôpital Erasme ULB

Anonymous Contributors

Bolivia

Arletta Añez Valdez

Rosario Baptista Canedo
Comisión Andina de Juristas

Adrián Barrenechea
BM&O Abogados

Cesar Burgoa Rodriguez
Bufete Burgoa

Cristian Bustos
Ferrere Abogados

Carlos Gerke Siles
Estudio Jurídico Gerke, Soc. Cív.

Herrera & Abogados Soc. Cív.

Ricardo Indacochea
Indacochea & Asociados

Ivan Lima Magne
Lima & Asociados S.C.

Luis A. Mercado
Centro Medico Boliviano Belga

Javier Mir Peña
MIR & Asociados

Ariel Morales
CRF Rojas Abogados

Ariel Morales Vasquez
CRF Rojas Abogados

Haydee Padilla
OPS/OMS

Carlos Pinto
Ferrere Abogados

Sergio Reynolds Ruiz
Bufete Reynolds Legal Advice

Cayo Salinas
Cayo Salinas & Asociados

Sandra Salinas
CRF Rojas Abogados

Rene Soria-Saucedo
Boston University

Efrain Freddy Suárez Chávez

Victor Vargas Montaña
Herrera & Abogados Soc. Cív.

Gretzel G. V. Baldiviezo
Bufete De Abogados Vidaurre

Hans Voss Ferrero
Indacochea & Asociados

Anonymous Contributors

Bosnia and Herzegovina

Adis Arapović
Centres for Civic Initiatives

Lana Bubalo
University of "Džemal Bijedić" Mostar

Zoran Dakic
Health center Bijeljina

Adnan Duraković
University of Zenica

Mehmed Ganić
International University of Sarajevo

Erkan Ilgün
International Burch University

Hana Korać
University of Travnik

Esad Oruc
International Burch University

Denis Pajić
University of "Džemal Bijedić" Mostar

Radmila Plavšić

Aida Pojskić
JU Kantonalna Bolnica Zenica

Aleksandar Sajic
Sajic Banja Luka

Danijela Saller- Osenk

Mirjana Šarkinović

Osman Sinanović
University Clinical Center Tuzla

Milorad Sladojevic
Općinski sud Bugajno BiH

N. Smailagic
University of Poitiers

Sakib Softić
University of Sarajevo

Mehmed Spaho
Law Office Spaho

Boris Stojanović
Boris Stojanović Law Office

Mersida Sućeska
Univerzitet u Sarajevi, BiH

Milos Trifkovic
ANUBiH

Ezmana Turkovic
Marić Law Office

Anonymous Contributors

Botswana

Patrick Akhiwu
Pakmed Group

Jeffrey Samuel Bookbinder
Bookbinder Business Law

Tatenda Dumba
Armstrongs Attorneys

Rekha A. Kumar
University of Botswana

Lethogonolo Makgane
Senamela Sekga Attorneys

Motsomi Ndala Marobela
University of Botswana

Dorothy Matiza
Rahim Khan & Company

John McAllister
University of Botswana

Tsholofelo TJ Mvungama
Collins Newman & Company

Buhlebenkosi Ncube
Y S Moncho Attorneys

Kwadwo Osei-Ofei
Osei-Ofei Swabi & Co

Tshiamo Rantao
Rantao & Kewagamang Attorneys

Joanne Robinson
Rahim Khan & Company

Moemedi Junior Tafa
Armstrongs Attorneys

Anonymous Contributors

Brazil

Fernando Mussa Abujamra Aith
Universidade de São Paulo

Abel Simão Amaro
Veirano Advogados

Iliana Graber de Aquino
Graber Advogados Associados

Daniel Arbix
Google

Sérgio Cruz Arenhart
Ministério Público Federal

Carlos Ayres
Trench, Rossi & Watanabe Advogados

Vitor Blotta
University of São Paulo

Maria Celina Bodin de Moraes
UERJ & PUC-Rio

Thiago Bottino
Fundacao Getulio Vargas Law School

Julio Cesar Bueno
Pinheiro Neto Advogados

Daniel Bushatsky
Advocacia Bushatsky

Nancy Cardia
University of São Paulo

Maria Isabel Carvalho Sica Longhi
Google

Carolina G. F. Korbage de Castro
Montgomery & Associados

Fabio Peixinho Gomes Correa
Lilla, Huck, Otranto, Camargo Advogados

Gabriel Costa
Shell Brasil Petróleo Ltda.

Elival da Silva Ramos
Universidade de São Paulo

Andre de Melo Ribeiro
DCA

Ricardo de Paula Alves
Dias Carneiro Advogados

Mario de Barros Duarte Garcia
Duarte Garcia, Caselli Guimarães e Terra

Felipe Dutra Asensi
FGV Direito Rio

Alexandre Esper
Microsoft

Heloisa Estellita
Direito GV

Melina Girardi Fachin
Fachin Advogados Associados

Joaquim Falcão
FGV Rio de Janeiro Law School
Maurício Faragone
Faragone Advogados
Luciano Feldens
PUCRS
Joel Ferreira Vaz Filho
Garcia & Keener Advogados
Isadora Fingerhann
Instituto de Defesa do Direito de Defesa
Alexandre Fragoso Silvestre
Miguel Neto Advogados
Rodrigo Giordano de Castro
Peixoto e Cury Advogados
Paulo Fernando Giugliodori Grippa
Hewlett-Packard
Luiz Guilherme Primos
Primos e Primos Advocacia
Rosa R. Lima
Rosa Lima, P.C. Law Firm
Sergio N. Mannheimer
Andrade & Fichtner Advogados
Fabio Martins Di Jorge
Peixoto e Cury Advogados
Edson Mazieiro
Murray Advogados
Maria Valeria Junho Penna
Universidade Federal do Rio de Janeiro
Maria Fernanda Tourinho Peres
University of São Paulo
Luiz Paulo Pieruccetti Marques
Vieira, Rezende, Barbosa e Guerreiro Advogados
João Otávio Pinheiro Olivério
Campos Mello Advogados
José Ricardo dos Santos Luz Jr.
Duarte Garcia, Caselli Guimarães e Terra
Eduardo Soto Pires
Veirano Advogados
Maurício Vedovato
Lilla, Huck, Otranto, Camargo Advogados
Rafael Villac Vicente de Carvalho
Peixoto e Cury Advogados
Anonymous Contributors

Bulgaria

Ivo Baev
Ivo Baev & Partners
Jean F. Crombois
American University in Bulgaria
Todor Dotchev
Institute for Political and Legal Studies
Svetlana Ganeva
Arsov Natchev Ganeva
Lidia Georgieva
Medical University
Nikolai Milenov Hristov
Medical University-Sofia
Stanislav Hristov
Slavov & Hristov Law Office
Gergana Ilieva
Kolcheva, Smilenov, Koev & Partners
Dimitar Ivanov
Dimitrov Ivanov & Partners
Vladimir Ivanov
VIP Consult Law firm
Delchev & Partners law firm
Veselka Petrova
Tsvetkova, Bebov & Partners
Atanas Politov
PILnet
Lachezar Raichev
Penkov, Markov & Partners
Iana Roueva
Petosevic Law Offices
Elina Plamenova Ruseva
Tsvetkova, Bebov & Partners
Denitsa Sacheva
IHHII
Petko Salchev
National Center of Public Health and Analyses
Christian Schroborsdorff
Laureate Group
Atanas Slavov
Sofia University
Anonymous Contributors

Burkina Faso

Bobson Coulibaly
Julien Lalogo
Ali Neya
Cabinet d'Avocats Ali Neya

Bouba Yaguibou
Yaguibou & Yanogo
Anonymous Contributors

Cambodia

Sopheap Chhak
Cambodian Center for Human Rights
Duch Piseth
The Cambodian Center for Human Rights
Run Saray
Legal Aid of Cambodia
Fil B. Tabayoyong
BMAP
Anonymous Contributors

Cameroon

Stanley Abane
The Abeng Law Firm
Roland Abeng
The Abeng Law Firm
Jean Michel Mbock Biomla
M&N Law Firm
Charles-Olivier Boum-Bissai
Boum-Bissai and Partners Law Firm
Laurent Dongmo
Jing & Partners
Nelson Achuachua Enyih
Marie-José Essi
Université de Yaoundé I
Hyacinthe Fansi
SCP Ngassam Njiké & Associés
Tarh Besong Frambo
The Global Citizens' Initiative
Nicaise Ibohn
The Abeng Law Firm
Nelly Kahndi
Kahndi and Partners Law Firm
Merlin Arsene Kouogang
Menyeng Manga Patrick
The Abeng Law Firm
Nkongme Dorcas Mirette
John Morfaw
Strategic Development Initiatives
Philip Forsang Ndikum
Ndikum Law Offices
Samuel Nko'o-Amvene
Centre Hospitalier et Universitaire - Yaoundé
Ngassam Njiké Virgile
SCP Ngassam Njiké & Associés
Nana Philip Njotang
Central Hospital Yaounde
Zakariaou Njomemi
Université de Yaoundé I
Claude J. J. Siewe
Siewe & Partners
Innocent Takougang
Foundation for Health Research & Development
Barthélemy Tchepong
CAJAD
Djoukale Guy Alain Tougoua
Tougoua & Associates
Alain Bruno Woumbou Nzetchie
Cabinet d'Avocats Josette Kadji
Anonymous Contributors

Canada

Frédéric Bachand
McGill University
John M. Buhlman
WeirFoulds LLP
Daniel M. Campbell
Cox & Palmer
Patrick Essiminy
Strikeman Elliott LLP
Jabeur Fathally
University of Ottawa
Fabien Gélinas
McGill University
H. Patrick Glenn
McGill University
William H. Goodridge
Supreme Court of Newfoundland and Labrador
Elise Groulx Diggs
International Criminal Bar
C.G. Harrison
Fasken Martineau DuMoulin LLP
Jula Hughes
University of New Brunswick
Brian A. Langille
University of Toronto

Glen Luther
University of Saskatchewan
Constance MacIntosh
Dalhousie University
Finn Makela
Université de Sherbrooke
Connie Reeve
Blake, Cassels & Graydon LLP
Gaynor J. Roger
Shibley Righton LLP
Colin L. Soskolne
University of Alberta
Hilary Young
University of New Brunswick
Anonymous Contributors

Chile

Andrea Abascal
Jara del Favelo Abogados
Alberto Alcalde
Pugaortiz Abogados
Federico Allendes
Fundación Pro Acceso
Luis Alberto Aninat Urrejola
Aninat Schwencke & Cia
Martín Besio Hernández
Rivadeneira Colombara Zegers
Jorge Bofill Genzsch
Bofill Escobar Abogados
Octavio Bofill G.
Bofill Mir & Alvarez Jana Abogados
Gonzalo Cisternas Sobarzo
Espiona & Zepeda Abogados
Gonzalo Cordero Arce
Morales & Besa
María Isabel Cornejo Plaza
Universidad de Chile
Hernán Corral
Universidad de los Andes
Juan Pablo Cox Leixelard
Universidad Adolfo Ibáñez
Michele Daroch Sagredo
Abdala & Cia Abogados
Gabriel Del Rio
Aninat Schwencke & Cia
Gonzalo Eyzaguirre
Eyzaguirre & Cia
Oscar Gajardo Uribe
Eyzaguirre y Cia. Abogados
Sergio Gamonal C.
Universidad Adolfo Ibáñez
Luis Eugenio García-Huidobro Herrera
Philippi, Yrarrázaval, Pulido & Brünner
Davor Harasic Yaksic
Universidad de Chile
Luis Felipe Hubner
UH&C Abogados
Manuel Jimenez Pfingsthorn
Jara del Favelo Abogados
José Luis Lara A.
Philippi, Yrarrázaval, Pulido & Brünner
Fernando Lolas Stepke
Universidad de Chile
Carlos Maturana Toledo
Universidad de Concepción
Omar Morales
Montt y Cia. Abogados
María Norma Oliva Lagos
Oficina de Defensa Laboral
Carlos Ossandon Salas
Eluchans y Compañía
Germán Ovalle M.
Universidad de Chile
Orlando Palominos
Morales & Besa
Luis Parada
Bahamondez, Alvarez & Zegers
Carmen Maria Poblete
Jorge Sandrock
Universidad Adolfo Ibáñez
Marcelo Sanfeliú Gerstner
Carey y Cia
Marcelo Soto Ulloa
Socio UH&C Ltda. Abogados
Juan Enrique Vargas
Universidad Diego Portales
Jorge Wahl
Larrain y Asociados
Anonymous Contributors

China

Joanna Chen
Hewlett-Packard

Wei Gao
Little Bird Hotline for Migrant Workers
Matthew Murphy
MMLC Group
Jia Ping
Health Governance Initiative
Wei Wei
Little Bird Hotline for Migrant Workers
Liu Xin
China University of Political Science and Law
Anonymous Contributors

Colombia

Enrique Alvarez
Lloreda Camacho Co
Felipe Aristizabal
Nieto & Chalela Abogados
Guillermo Hernando Bayona Combariza
Joe Bonilla Gálvez
Muñoz Tamayo & Asociados
Eduardo Cardenas
Marcela Castro-Ruiz
Universidad de los Andes
Jorge Diaz Cardenas
Diaz Cardenas Avogados
Lucas Fajardo Gutiérrez
Brigard & Urrutia Abogados
Laura Garcia
Universidad del Rosario
Juan Fernando Gaviria
Prietocarriosa
Jorge Lara Urbaneja
Arciniegas, Lara, Briceño & Plana
Santiago Martínez Méndez
Godoy Córdoba Abogados
Manuel Mejía Florez
Hewlett-Packard
Juan Mendoza
Prietocarriosa
Alvaro Mendoza Ramírez
Universidad de la Sabana
Carlos Mario Molina Arrubla
Molina Diaz & Cia
Ana María Muñoz Segura
Universidad de los Andes
María Fernanda Navas Herrera
Pontificia Universidad Javeriana
Jorge Julián Osorio Gómez
Medicina CES
Fernando Pabón Santander
Pabón Abogados
Martha Peñuela
Universidad del Norte
Carolina Posada Isaacs
Posse Herrera Ruiz
Ricardo Posada Maya
Universidad de los Andes
Luis Fernando Ramírez Contreras
Rama Judicial
Juan David Riveros Barragán
Sampeдро & Riveros Consultores
Angela María Ruiz Sternberg
Universidad del Rosario
Juan Oberto Sotomayor Acosta
Universidad EAFIT
Carlos Arturo Toro Lopez
Francisco Urrutia
Posse Herrera Ruiz
Diego Felipe Valdivieso Rueda
VS & M Abogados
Anonymous Contributors

Cote d'Ivoire

Raphael Abauleth
Service de Gynécologie Obstétrique CHU
Alexandre Bairo
KSK Société d'Avocats
Vanie Bi Ta
Cabinet d'Avocats Le Belier
Aresne Dable
SCPA Dogué-Abbé Yao & Associés
Lynda Dadié-Sangaret
Dadie Sangaret et Associés
Me. Guiro
Dogbemin G. Kone
SCPA Nambeya-Dogbemin & Associés
Angaman Georges Kouadio
KSK Société d'Avocats
Silue Nanga

Adama Yeo
ONG PDHRE-CI
Seydou Zerbo
SCPA Dogué-Abbé Yao & Associés
Anonymous Contributors

Croatia

Emir Bahtijarević
DTB
Marko Borsky
Divjak, Topic & Bahtijarevic Law Firm
Alan Bosnar
Višnja Drenški Lasan
Law Firm Drenški Lasan
Božidar Feldman
Odvjetnicko Društvo Matic & Feldman
Ivo Grga
Croatian Bar Association
Darko Jurišić
General and County Hospital "Dr. J. Benčević"
Ivan Kos
Petosevic Law Offices
Luka Kovacic
University of Zagreb
Boris Koziak
Law Office Virovitica, Croatia
Anita Krizmanic
Law Office Macesic & Partners
Marina Kuzman
Institute of Public Health Dr. Andrija Stampar
Zvonimir Lauc
Faculty of Law Osijek

Marko Lovrić
Natasa Novakovic
Croatian Employers Association
Petar Novoselec
Faculte de Droit Zagreb
Boris Savoric
Savoric & Partners
Duro Sessa
Supreme Court of Republic of Croatia
Alan Sorić
Attorneys Sorić & Tomeković Dunda
Ana Stavljenic-Rukavina
DIJ LIBERTAS International University
Milan Vončina
Law office Vončina & Grubišić & Lović & Lalić
Zoran Vujašin
Vujašin & Partners
Jelena Zjacic
Maccesic & Partners Law Offices
Anonymous Contributors

Czech Republic

Marek Antos
Charles University
Denisa Bellingner
Hewlett-Packard
Ondřej Chlada
Rand Partners
Tomas Čihula
Kinstellar
Hana Gawlasová
Kinstellar
Pavel Holec
Holec, Zuska & Partners
Štěpán Holub
Holubová Advokáti S.R.O.
Jan Hurdík Jr.
District Court Třebíč
Jan Hurdík Sr.
Masaryk University
Marie Janšová
Glatzova & Co.
Radek Matous
Balcar Polansky Eversheds
Robert Neruda
Havel, Holasek & Partners
Lukas Prudil
Matej Smolar
Felix a Spol Attorneys at Law
Martin Strnad
Havel, Holasek & Partners
Pavel Urban
National Institute of Public Health
Anonymous Contributors

Denmark

Per Andersen
University of Aarhus

Morten Broberg
University of Copenhagen
 Hans Henrik Edlund
Aarhus University
 Jesper Grarup
Copenhagen HIV Programme, Rigshospitalet
 Poul Hvilsted
Horten Law Firm
 Jakob S. Johnsen
Hjulmand&Kaptein
 Thomas Neumann
Aarhus University
 Jesper Noergaard
Dahl Lawfirm Copenhagen
 Lars Lindencrone Petersen
Bech-Bruun Law Firm
 Morten Hulvej Rod
University of Southern Denmark
 Jens Rye-Andersen
Advokatfirmaet Rye-Andersen
 Anette Storgaard
University of Aarhus
 Chalida Svastisalee
Metropolitan University College
 Kim Trensckow
Kromann Reumert Lawfirm
 Jørn Vestergaard
University of Copenhagen
 Anonymous Contributors

Dominican Republic

Laura Bobea
Medina & Rizek Abogados
 Esperanza Cabral
 OMG
 Dalia Castillo Sanchez
Universidad Autónoma de Santo Domingo
 Ismael Comprés
Ortiz & Comprés
 José Cruz Campillo
Jiménez Cruz Peña
 Arlina Espaillet M.
Espaillet Matos
 Mary Fernández Rodríguez
Headrick Rizik Alvarez & Fernández
 Edwin Grandel Capellán
Instituto Dominicano de Aviación Civil
 María Elena Grateraux
Grateraux Delva & Asoc.
 Carmen Luisa Martínez Coss
EMC Abogados
 Fabiola Medina
Medina & Rizek Abogados
 Virgilio A. Méndez Amaro
Méndez & Asociados, Abogados y Consultores
 Enmanuel Montás
MS Consultores
 Jose Manuel Paez Gomez
Bufete de Abogados, Paez-Mueses-Castillo
 Gina Pichardo Rodríguez
Cabral & Diaz, Asesores Legales
 Arturo J. Ramirez
Aaron, Suero & Pedersini
 Olivo Rodríguez Huertas
 ADDA
 Fernando Roedán Hernández
Ortiz & Hernández Abogados Asociados
 Georges Santoni Recio
Russin & Vecchi LLP
 Pedro Troncoso
Troncoso y Cáceres
 Anonymous Contributors

Ecuador

Vanesa Aguirre Guzmán
Universidad Andina Simón Bolívar Ecuador
 Lenin T. Arroyo Baltán
Universidad Laica Eloy Alfaro de Manabí
 Andrea Izquierdo T.
Sempértugi Ontaneda Abogados Law Firm
 Ximena Moreno Echeverría
Solines & Asociados
 Santiago Solines
Solines & Asociados
 Carlos Solines Coronel
 Claudia Storini
Universidad Andina Simón Bolívar
 Anonymous Contributors

Egypt

Mohamed Abdelaal
Alexandria University

Omar Ahmed Abdel Raheem
Egyptian Women's Union
 Rania Alaa Eldin ElSebaie
Cairo University
 Hamid Eltgani Ali
American University in Cairo
 Haytham Ali
Hafez
 Mohamed Dawaba
Mansoura Urology Center
 Khaled El Shalakany
Shalakany Law Office
 Habiba Hassan-Wassef
National Research Center
 Somaya Hosny
Suez Canal University
 Ibrahim Kharboush
Alexandria University
 Nagwa Sadek El Mahdy
Administrative Prosecution Authority
 Mohamed Hanafi Mamhoud
Egyptian Ministry of Justice
 Soheir Mansy
Theodor Bilharz Research Institute
 Sharif Shihata
Shalakany Law Office
 Bassem S. Wadie
Urology & Nephrology Center
 Anonymous Contributors

El Salvador

Eduardo Ángel
Arias & Muñoz
 Rebeca Atanacio de Basagoitia
Escalon & Atanacio
 David Claros
García & Bodán
 Porfirio Díaz Fuentes
DLM Abogados, Notarios, Consultores
 Lourdes Dueñas
Hospital Nacional de Niños Benjamin Bloom
 Ana Yesenia Granillo de Tobar
Escuela Superior de Economía y Negocios
 Yudy A. Jimenez Rivera
Gold Service S.A. de C.V.
 Diego Martín Menjivar
Consortium Centro América Abogados
 Délmér Edmundo Rodríguez Cruz
Escuela Superior de Economía y Negocios
 Juan José Rodríguez Flores
Universidad Católica de El Salvador
 Rommel Sandoval
SBA Legal Firm & Consulting
 Eduardo Suárez
Universidad de El Salvador
 Benjamin Valdez Iraheta
Benjamin Valdez & Asociados
 José Freddy Zometa Segovia
Romero Pineda & Asociados
 Anonymous Contributors

Estonia

Maksim Greinoman
Advokaadibüroo Greinoman & Co
 Pirkko-Liis Harkmaa
LAWIN Attorneys At Law
 Triinu Hiob
LAWIN Attorneys at Law
 Kari Käsper
Estonian Human Rights Centre
 Tanel Kerikmäe
Tallinn University of Technology
 Merle Muda
University of Tartu
 Priit Pahapill
Attorneys at Law Borenius
 Senny Pello
Advokaadibüroo Concordia
 Anneli Soo
University of Tartu
 Gaabriel Tavits
University of Tartu
 Andres Vutt
University of Tartu
 Margit Vutt
Supreme Court of the Republic of Estonia
 Anonymous Contributors

Ethiopia

Rahel Alemayehu
 Tamrat Assefa
Tamrat Assefa Liban Law Offices

Abebe Assefa Terefe
Bahir Dar University
 Addisu Dubale
Allied Law Firm
 Endalkachew Geremew
University of Gondar
 Afework Kassu
University of Gondar
 Aberra Degefa Nagawo
Addis Ababa University
 Mehari Redae
Addis Ababa University
 Guadie Sharew
Bahir Dar University
 Mahelet Shewangzaw
 Wondwossen Wakene
University of Gondar
 Belaynew Wasie
Bahir Dar University
 Tesfay k.Woldu
University of Gondar
 Tameru Wondm Agegnehu
Tameru Wondm Agegnehu Law Offices
 Hiruy Wubie
University of Gondar
 Wondimu S. Yirga
Haramaya University
 Abraham Yohannes Hailu
Abraham Law Office
 Anonymous Contributors

Finland

Mika Gissler
Nordic School of Public Health
 Mika Launiala
University of Eastern Finland
 Mika J. Lehtimäki
Attorneys-at-Law TRUST
 Sanna Leisti
Rule of Law Finland
 Patrick Lindgren
Advocate
 Ari Miettinen
Fimlab Laboratories Ltd.
 Jukka Peltonen
Peltonen LMR Attorneys Ltd
 Iikka Sainio
Attorneys-at-Law Juridia Bützow Ltd
 Kristiina Santanen
Hewlett-Packard
 Jussi Tapani
University of Turku
 Matti Tolvanen
University of Eastern Finland
 Marja Vaarama
National Institute for Health and Welfare
 Pekka Viljanen
University of Turku
 Anonymous Contributors

France

Alvarez-de Selding Yanick
 Thomas Ber
Hewlett-Packard
 Olivier de Boutiny
BBG Associés
 Mr. Cantier
SCP Cantier
 Catherine Cathiard
Jeantet et Associés
 Gauthier Chassang
INSERM
 Véronique Chauveau
CBBC Avocats
 Marie-Christine Cimadevilla
Cimadevilla Avocats
 Professeur Delga
ESSEC
 Philippe Derouin
Skadden
 Sébastien Ducamp
Winston & Strawn
 Natalie Fleury
Ashurst
 Elisabeth Grabli
Cabinet d'Avocats Elisabeth Grabli
 Virginie Halley des Fontaines
Université Pierre et Marie Curie
 M. Vuillemin
Université de Lorraine
 Anonymous Contributors

Georgia

David Atabegashvili
Basisbank
 Revaz Beridze
Eristavi Law Group
 Ketevan Chkhatarashvili
Curatio International Foundation
 Giorgi Chkheideze
East-West Management Institute, JILEP
 Vera Doborjiginidze
Lexpert Group, LLC
 Imeda Dvalidze
 Zurab Garuchava
Eristavi Law Group
 Lasha Gogiberidze
BGI Legal
 Grigol GagniDze
Barristers & Lawyers Int'l Observatory
 Ted Jonas
DLA Piper
 Amiran Kapanadze
Economic Policy Experts Center
 Nata Kazakhashvili
Iv.Javakishvili Tbilisi State University
 Ketevan Krialashvili
Economic Policy Experts Center
 Zurab Mukhuradze
Legal and Business Consulting
 Eliso Rukhadze
Georgian Bar Association
 Akaki Zoidze
Consulting Group Curatio
 Anonymous Contributors

Germany

Cornelius Antor
BridgehausLaw
 Alexander Baron von Engelhardt
Legal Guide to Germany
 Susanne Besendahl
Lise-Meitner
 Oliver Bolthausen
BridgehausLaw
 Thomas Feltes
Ruhr University
 Ingo Friedrich
Friedrich & Partner
 Wolfgang Grüttner
 Wolfgang Hau
University of Passau
 Thomas Heimbürger
HWPG Heimbürger & Partner
 Volker Henckel
 Rainer M. Hofmann
Kanzlei im Hofhaus
 Jessica Jacobi
Kliemt & Vollstädt
 Thomas Jürgens
Jürgens Rechtsanwälte
 Birte Kannegiesser
König & Pflüger
 Burkhard Klüver
Ahlers & Vogel Rechtsanwälte
 Kathrein Knetsch
Advovox Rechtsanwälts GmbH
 Torsten Koller
Hewlett-Packard
 Anna Lindenberg

Gunther Marko
 Andreas M. Michaeli
Rechtsanwaltssozietät Born
 Carsten Momsen
University of Hannover
 Axel Nagler
Rechtsanwälte Nagler und Partner
 Solveigh Nivard
NIVARD Rechtsanwaltskanzlei
 Alexander Putz
Putz und Partner Steuerberater & Rechtsanwälte
 Werner Rausch
R.B&M
 Henning Rosenau
University of Augsburg
 Stefan Sasse
GÖHMANN Rechtsanwälte
 Martin Straesser
Straesser Rehm Barfeld
 Oliver Thamerus

Othmar K. Traber
Ahlers & Vogel Rechtsanwälte
 Ingo Klaus Wamser
Rechtsanwalt Wamser
 Gernot A. Warmuth
Scheiber & Partner

Michael Zoebisch

Anonymous Contributors

Ghana

Augustine Adomah-Afari
University of Ghana
 Azanne Kofi Akainyah
A & A Law Consult
 B.E Appiah-Kumi
Tesano Chambers
 Celia Asaana
Law Offices of Ayine & Felli
 Dinah Baah-Odoom
Ghana Health Service
 P. E. Bondzi-Simpson
University of Cape Coast
 Franklin Cudjoe
IMANI Center for Policy & Education
 Reuben K. Esena
University of Ghana
 Nii Hanson-Nortey
Ghana Health Service
 Robert K. Poku Kyei
 Olusola Ogundimu
Integrated Legal Consultants
 Sam Poku
The Business Council of Africa
 Araba Sefa-Dedeh
UGMS, Korle Bu
 Anonymous Contributors

Greece

Alex Afouxenidis
National Centre for Social Research
 Ada Alamanou
Klimaka NGO
 Konstantinos Apostolopoulos
Apostolopoulos Patras Law Firm
 Ioanna Chryssiis Argyraki
I.K.Rokas & Partners Law Firm
 George A. Ballas
Ballas, Pelecanos & Associates L.P.C.
 Nigel Bowen-Morris
Stephenson Harwood LLP
 Panagiotis Gioulakos
 Konstantinos Kanellakis
K. Kanellakis Law Office
 Ioannis Karkalis
Hellenic Supreme Court
 Grace Ch. Katsoulis
Ballas, Pelecanos & Associates L.P.C.
 Nikolaos Kondylis
Kondylis & Partners Law Office
 Anthony G. Mavrides
Ballas, Pelecanos & Associates
 Kostoula Mazaraki
Nomos Law Firm
 Christina Papadopoulou
 IRTC
 Fotini N. Skopouli
Harokopio University
 Virginia Theodoropoulou
Panteion University
 Anastasia Tsakatoura
KT Legal Law Offices
 Effimia Tsangalidou
Effimia Tsangalidou & Partners Law Co
 Stefanos Tsimikalis
Tsimikalis Kalonarou Law Firm
 George Vaos
Democritus University of Thrace
 Anonymous Contributors

Guatemala

Alexander Aizenstatd
Universidad Rafael Landívar
 Mario Augusto Alcántara Velásquez
Carrillo y Asociados
 Mario René Archila Cruz
Rodríguez, Archila, Castellanos, Solares & Aguilar
 Elias Arriaza
Consortium- RACSA
 Emanuel Callejas A.

Alfonso Carrillo
Carrillo y Asociados
Alvaro Castellanos Howell
Consortium Centro América Abogados

David Ernesto Chacón Estrada

Virma Chavez de Pop
IBFAN Guatemala
Luis Pablo Cobar Benard
Integrum
Alvaro R. Córdón
Córdón, Ovalle y Asociados
Carlos Roberto Córdón Krumme
Córdón, Ovalle y Asociados
Jesse Omar García Muñoz
Grupo Interamericana, S.A.
Liz Gordillo Anleu
Arias & Muñoz
Mario Roberto Guadrón Rouanet
Palomo & Porras
Andres Hernandez L.
Carrillo y Asociados
Edson Lopez
Integrum
Gabriel Muadi
Mudi, Murga y Jimenez, Abogados y Notarios
Marcos Palma
Integrum
Juan José Porras Castillo
Palomo & Porras
Jose E. Quiñones
QLL Abogados
Evelyn Rebuli
Quiñones, Ibarquén, Lujan y Mata
Juan Sebastián Soto
A.D. Sosa & Soto
Fernando Zelada
F A Arias & Muñoz Guatemala
Lorena Barrios Pinzón
Bonilla, Montano, Tariello & Barrios
Anonymous Contributors

Hong Kong SAR, China

Ruy Barretto
Danny Chan
Century Chambers
Anne SY Cheung
University of Hong Kong
Rick Glofcheski
University of Hong Kong
Lok Sang Ho
Lingnan University
Chris Hooley
Oldham, Li & Nie
A. K. C. Koo
University of Hong Kong
Yun Zhao
University of Hong Kong
Farzana Ann Aslam
University of Hong Kong
Ching Chua
Hewlett-Packard
Anthony Chung
Liza Jane Cruden
Des Voeux Chambers
Surya Deva
City University of Hong Kong
David C. Donald
The Chinese University of Hong Kong
Charles C. L. Kwong
Open University of Hong Kong
Awnita Lakhani
City University of Hong Kong
Raymond Leung
Hong Kong Bar Association
James A. Rice
Lingnan University
James L.W. Wong
Century Chambers
Anonymous Contributors

Hungary

Gábor Baruch
Baruch Law Office
Pál Jalsovszky
Jalsovszky Law Firm
Akos Sule
Sule Law Firm
András Szecskay
Szecskay Attorneys at Law

Zsolt Zengődi
Zengődi Law Firm
Anonymous Contributors

India

Satish Aggarwala
Government of India
Bontha V. Babu
Indian Council of Medical Research
Lalit Bhasin
Bhasin & Company
Subhash Chandra Bhatnagar
Indian Institute of Management Ahmedabad
Nirmal Kanti Chakrabarti
KLIT University
Jhelum Chowdhury
Crystal Global Holdings Ltd.
E.N. Thambi Durai
Durai Group Cos.
I.C. Dwivedi
State Election Watch
Yashomati Ghosh
National Law School of India University
Sachidananda Kannarnuji
LexProficiency
Rajas Kasbekar
Little & Co., Advocates and Solicitors
Vipender Mann
KNM & Partners, Law Offices
Puneet Misra
AILIMS
Saurabh Misra
Saurabh Misra & Associates
Subhrrag Mukherjee
Hewlett-Packard
J. L. N. Murthy
Jonnalagadda LLP
Satish Murti
Murti and Murti International Law Practice
A. Nagarathna
National Law School of India University
Anil Kumar Paleri
Institute of Palliative Medicine, Kozhikode
Priyesh Poovanna
Hewlett-Packard
Nitin Potdar
J.SagarAssociates
Ashok Ramgir
Harsh Impex
Jegan Rupa Subramanian
Research Pharmaceutical Service inc.
Sankaran Ramakrishnan
Abhimanyu Shandilya
Hewlett-Packard
Ruchi Sinha
Tata Institute Of Social Sciences
S.R. Subramanian
RGSOIL
Jayant Kumar Thakur
Hewlett-Packard
Y. S. Kusuma
All India Institute of Medical Sciences
Anonymous Contributors

Indonesia

Lia Alizia
Makarim & Taira S.
Hamud M. Balfas
Ali Budiardjo Nugroho Reksodiputro
Erline Herrmann
Berwin Leighton Paisner LLP
Immanuel A. Indrawan
Indrawan & Santoso
Alamo D. Laiman
Legisperitus Lawyers
Mahesa Rumondor
Adnan Kelana Haryanto & Hermanto
Mr. Sartono
Hanafah Ponggawa & Partners
Anonymous Contributors

Iran

Kamiar Alaei
Global Institute for Health and Human Rights
Rana Amini
Ardeshir Atai
Atai & Associates Law Firm
Parviz Azadfallah
Tarbiat Modares University
Ahmad Daryani
Mazandaran University of Medical Sciences

Dr. Hamedia
Mashhad University of Medical Science
Arash Izadi
Izadi Law Firm
Mohammad Hossein Nayyeri
Iran Human Rights Documentation Center
Anonymous Contributors

Italy

Antonella Antonucci
Università di Bari
Francesco Maria Avato
University of Ferrara
Gianantonio Barelli
Studio Legale Caffi Maroncelli e Associati
Roberto Bin
University of Ferrara
Roberto Caranta
University of Turin
Carlo Casonato
University of Trento
Mariano Cingolani
University of Macerata
Fulvio Cortese
University of Trento
Emanuele Cortesi
Caffi Maroncelli & Associati
Astolfo Di Amato
Astolfo Di Amato e Associati
Alberto Fantini
Tonucci & Partners
Serena Forlati
University of Ferrara
Mitja Gialuz
University of Trieste
Francesco Gongolo
Direzione Centrale Salute
Alberto Lama
Ancarani Law Firm
Pierpaolo Martucci
Università degli Studi di Trieste
Luigi Mori
BLR&M Studio Legale Associato
Marco Orofino
University of Milan
Fulvio Maria Palombino
University of Naples Federico II
Giovanni Pasqua
ISISC
Giuseppe Lorenzo Rosa
Giuseppe Lorenzo Rosa & Associated Counsels
Mario Rusciano
University of Naples Federico II
Emanuele Scafato
Anna Simonati
University of Trento
Francesca Valent
Direzione Centrale Salute
Anonymous Contributors

Jamaica

Althea Bailey
University of the West Indies
Orville W. Beckford
University of the West Indies
Audrey Brown
Anthony Clayton
University of the West Indies
Noel M. Cowell
University of the West Indies
Pauline E. Dawkins
University of the West Indies
Terrence Forrester
Solutions for Developing Countries
Marie Freckleton
University of the West Indies
Sonia D. Gatchair
University of the West Indies
Christopher P. Malcolm
University of the West Indies
Sylvia Mitchell
University of the West Indies
Sharon Neil Smith
Patterson Mair Hamilton
Lester O. Shields
Jamaica Psychology Society
Allan S. Wood
Ronald E. Young
University of the West Indies
Anonymous Contributors

Japan

Yasuhiro Fujii
Baker & McKenzie
Toshiaki Higashi
UOEH
Shigetoshi Hirano
Oh-Ebashi LPC & Partners
Osamu Inoue
Hewlett-Packard
Japan Federation of Bar Associations
Nobuo Koinuma
Tohoku Pharmaceutical University
Mark Nakamura
International Education, Information Center
Hiroshi Nishihara
Waseda University
Masanori Tanabe
Sakai Law Office
Anonymous Contributors

Jordan

Hazar S. Al Khasawneh
LEAD Advisory Group
Mohammed Adli AINasser
Judial Council
Mohammad Mamoun Khasawneh
Osamah Al Naimat
Philadelphia University
George H. Hazboun
American University of Madaba
Raad Kilani
LEAD Advisory Group
Rasha Laswi
Zalloum and Laswi Law Firm
Nisreen Mahasneh
ABA Jordan
Mahmoud A. N. Quteishat
Quteishat law Firm
Hayel Saad Srouf
Zubi Law Firm
Azzam Zalloum
Zalloum and Laswi Law Firm
Anonymous Contributors

Kazakhstan

Michael Wilson & Partners, Ltd.
Madina Lavrenova
SIGNUM Law Firm
Roman Nurpeissov
Dechert LLP
Yerjanov Timur
Kazakh State University
Sergei Vataev
Dechert LLP
Arlan Yerzhanov
Grata Law Firm
Anonymous Contributors

Kenya

Peter Gachuhi
Kaplan and Stratton Advocates
Diana Nyakairu Gichengo
Kenya Human Rights Commission
Kamau Karori
Iseme Kamau & Maema Advocates
Nancy Kidula
James Mang'erere
J. Mang'erere & Co
Salima Mohammed
Kenya Red Cross Society
Laibuta Mugambi
ES-EA
Dennis Mungata
Gichimu Mungata & Company
Noelle Mutheu
NJM Mwang'ombe
University of Nairobi
Thomas Nyakambi Maosa
Maosa & Company Advocates
Angela Achieng Ochumba
New York University
John M.Vulule
KEMRI
Anonymous Contributors

Kyrgyzstan

Aizhan Albanova
Nurlan Alymbaev
Law Firm Alymbaev LLC
Aiaz Baetov
American University of Central Asia
Sardarbek Bagishbekov
Public Foundation Voice of Freedom
Gulnaz Baiturova
Valentin Chernyshev
Aikanysh Jeenbaeva
Bishkek Feminist Collective SQ
Gulnara Kalikova
Kalikova & Associates
Azamat Kerimbaev
ABA Rule of Law Initiative
Saltanat Moldoisaeva
For Rational and Safety Use of Medicines
Kanat Seidaliev
Grata Law Firm
Jyldyz Tagaeva
Bishkek Feminist Collective
Aleksi Vandae
Kalikova & Associates
Anonymous Contributors

Lebanon

Sara Ammar
Hewlett-Packard
Khatoun Haidar
Synergy-Takamol
Jihad Irani
University of Balamand
Houssam Itani
Hewlett-Packard
Joelle Khater
Badri and Salim El Meouchi Law Firm
Maryline Kalaydjian
Badri and Salim El Meouchi Law Firm
Samir Touma
Badri and Salim El Meouchi Law Firm
Ghada Khoury
Lebanese American University
Riad Madani
AL-Manar University of Tripoli
Elias Mattar
Abou Jaoude & Associates
Salah Mattar
Mattar Law Firm
Paul Otayek
Otayek Law
Rany Sader
SADER & Associates
Ramy Torbey
Aziz Torbey Law Firm
Tony G. Zreik
Anonymous Contributors

Liberia

Luke L. Bawo
Ministry of Health and Social Welfare
F. Augustus Caesar
Caesar Architects Inc.
J. Sayma Syrenius Cephus
Innocence Project Africa
Abia Gadegebeku Williams
The Association of Female Lawyers of Liberia
Roosevelt L. Gould, II
Catholic Justice & Peace Commission
Alfred Hill
The Carter Center
David A. B. Jallah
The David A. B. Jallah Law Firm
Mohamedu F. Jones
Malcolm W.Joseph
Center for Media Studies and Peacebuilding
Lury T. Nkouessom
The Carter Center
T. Debey Sayndee
University of Liberia
James Nyepan Verdier, Jr
United Nations Development Programme
Peter Hne Wilson
United States African Development Foundation
Finlay C. Young
Anonymous Contributors

Macedonia, FYR

Besa Arifi
South East European University
Marija Blazevska
Pepejugoski Law Firm
Dejvi Davidovski
Trpenoski Law Firm
Jadranka Denkova
Univerzity "Goce Delcev" Stip
Sinisha Dimitrovski
THEMIS SB Law Firm
Doncho Donev
Ss Cyril and Methodius University
Aleksandar Godjo
Godzo, Kiceec & Novakovski
Marija Guljia
Dr. Panovski AD
Aleksandar Ickovski

Maja Jakimovska
Cakmakova Advocates

Deljo Kadiev

Dori Kimova
Kimova Law Office
Sami Mehmeti
South East European University
Neda Milevska Kostova
CRPRC Studiorum
Svetlana Neceva
Law Office Pepejugoski Skopje
Ilija Nedelkoski
Cakmakova Advocates
Goran Nikolovski
Nikolovski Law Offices
Ljupcho Nikolovski

Ljupka Noveska
Karanovic & Nikolic

Aleksandar T. Pulejkov

Maja Risteska
A.D. Insurance Policy
Ana Stojkovic Dimitrovska
THEMIS SB Law Firm
Leonid Trpenoski
Trpenoski Law Firm
Pamela Veljanoska
Pepejugoski Law Firm
Svetlana Veljanovska
UKLO Bitola
Anonymous Contributors

Madagascar

Andrianjaka Adriamanalina
Office Notarial de Tamatave
Rachel Favero
Jhpiego Corporation
Ketakandriana Rafitoson
WYLD
Olivia Alberte Rajerison
Cabinet d'Avocat Rajerison
Rija Rakotomalala
Cabinet d'Avocats Rakotomalala
Jean Pierre Rakotovao
Faculte de Medecine Antananarivo
Rija Gérard Ramarijaona
PRIMELEX
Jules Randrianomenjanahary
Yves Ratrimoarivony
Barreau de Madagascar
Mahery Ratsimandresy
Cabinet PRIME LEX
Bakoly Razaiairiso Rakiotomalala
Anonymous Contributors

Malawi

Gracian Zibelu Banda
Banda, Banda & Company
Jacques Carstens
The Democratic Governance Programme
Dick Chagwamnijira
Chagwamnijira & Company
Justin G.K Dzonzi
Kainja & Dzonzi Attorneys
Tinyade Kachika
LawPlus
Patrick Dzilibimbire Kalanda
Hannaford & Associates
Gabriel Kambale
GK Associates, Law Consultants

Dr. Kamoto
Ministry of Health

Martha Etta Kaukonde

Allan Hans Muhome
Malawi Law Society
Likhwa R. Mussa
KD Freeman and Associates
Adamson S. Muula
University of Malawi
James A.P. Mwaisemba
Sanctuary Dental Clinic
Mwiza Jo Nkhata
University of Malawi
Jack Nriwa
Malawi Judiciary
Chizaso Eric Nyirongo
Malawi Law Commission
Anonymous Contributors

Malaysia

Rooshida Merican Abdul Rahim Merican
Universiti Kebangsaan Mlaysia
Ashgar Ali Ali Mohamed
International Islamic University Malaysia
S. B. Cheah
S.B. Cheah & Associates
Chew Phye Keat
Raja, Darryl & Loh
Sharon Jeyaraman
Hewlett-Packard
Sonia Ong
Hewlett-Packard
Rizal Rahman
The National University of Malaysia
Anonymous Contributors

Mexico

L. Alberto Balderas F.
Jáuregui y Del Valle, S.C.
José Alberto Campos Vargas
Sánchez DeVanny Eserverri, S.C.
Eugenio J. Cárdenas
Stanford Law School
Teresa Carmona Arcos
Consultores Jurídicos
Daniel Carranca de la Mora
Instituto Mexicano para la Justicia
Omar Cuéllar Gamboa
Barrera, Siqueiros y Torres Landa, S.C.
Carlos de Buen Unna
Bufete de Buen
Marco Antonio González Reynoso
Correduria 80 del Distrito Federal
Alonso González-Villalobos

Julio Hernández Barros
Bufete Hernández Pliego, Abogados
Julio Hernández Pliego
Bufete Hernández Pliego, Abogados
Hugo Hernández-Ojeda Alviréz
Barrera, Siqueiros y Torres Landa, S.C.
Elias Huerta Psihas
Asociacion Nacional de Doctores en Derecho
Juan Manuel Juarez Meza
NGA Abogados
Alfredo Kupfer-Domínguez
Sánchez DeVanny Eserverri, S.C.
Sergio López Moreno
UAM Xochimilco
Oliva López Arellano
Universidad Autónoma Metropolitana
Esteban Maqueo Barnette
Maqueo Abogados, S.C.
Luciano Mendoza Cruz
UNAM

Rodrigo Moreno
Moreno Rodríguez y Asoc., S.C.
Alejandra Moreno Altamirano
Universidad Nacional Autónoma de México
Guillermo Piecarchic
PMC & Asociados
Jose Piecarchic Cohen
PMC & Asociados
Esteban Puentes-Rosas
Secretaria de Salud
Carlos Riquelme
Carranca, Araujo, Acosta y Riquelme
Mario Alberto Rocha García
PricewaterhouseCoopers
Arturo Rocha García
FIMPE
Lorenzo Roel
Roel Asociados

José A. Sadurní
Instituto Tecnológico Autónomo de México
Jorge Luis Silva Mendez
Banco Mundial
Pietro Straulino R.
Sánchez DeVanny Eserverri, S.C.
Juan Carlos Ternel
Hewlett-Packard
Juan Francisco Torres Landa R.
Barrera, Siqueiros y Torres Landa, S.C.
Anonymous Contributors

Moldova

Naatalia Bayram
La Strada
Adrian Belii
State Medical and Pharmaceutical University
Andrei Borsevski
Institute for Democracy
Tatiana Chirilenco
East Europe Foundation Moldova
Alexei Croitor
Law Offices of Alexei Croitor
Alexandru Cuznetov

Marica Dumitrascu
Academy of Sciences of Moldova
Victor Durlusteanu
Durlusteanu & Partners
Ana Galus
Turcan Cazac Law Firm
Nadine Gogu
Independent Journalism Center
Eugeniu Graur
Certitudine
Iulia Furtuna
Turcan Cazac Law Firm
Oleg Postovanu
Independent Journalism Center
Alexandru Savva
Turcan Cazac Law Firm
Anonymous Contributors

Mongolia

David Buxbaum
Anderson & Anderson LLP
Bayar Budragchaa
ELC LLC
Byambaa Ganbat
City Health Service Unit
Erdenebalsuren Damdin
Supreme Court of Mongolia
Gankhuyag D.
GN & Co., Ltd.
Zoljargal Dashnyam
GTs Advocates LLP
Oyunchimeg Dovdoi
Public Participation in Sustainable Development
Tsolmonchimeg Enkhbat
GTs Advocates LLP
B. Enkhbat
KhanLex Partners law firm
Darin A. Hoffman
MahoneyLiotta LLC
Indermohan S. Narula
The Global Fund
Baasanjav Navagchamba
Baasanjav Consulting LLC
Unentugus Shagdar
JP Law Group
Anastasia Zherbakhanova
Anderson & Anderson LLP
Anonymous Contributors

Morocco

Mohamed Akinou
Abdellah Bakkali
Mohamed Baske Manar
Université Mohamed V Souissi Rabat
Abdelfattah Bennaouar

Abdelkader Boukasri
Mustapha Said Briou
Cabinet d'Avocats Brioulaw
Richard D. Cantin
Juristructures LLP
Mimoun Charqi
Charqi Lex Consulting
Moulay El Amine El Hammoui Idrissi
Hajji & Associés

Said Elbikri
Court of Cassation
Amin Hajji
Hajji & Associés
Zineb Idrissia Hamzi
Hamzi Law Firm
Azzedine Kettani
Kettani Law Firm
Mehdi Kettani
Kettani Law Firm
Ali Lachgar Essahili
Anis Mahfoud
Abouakil, Benjelloun & Mahfoud
Anis Mouafik
Mouafik Law Firm
Saad Moummi
Kamal Nasrollah
Baker & McKenzie
Ilham Nassri
Institut National D'Hygiene
Nesrine Roudane
NERO Boutique Law Firm
Houcine Sefrioui
UINL
Anonymous Contributors

Myanmar

Nang Htawn Hla
Myanmar Nurse and Midwife Association
Joseph M. Lovell
BNG Legal Myanmar
Robert C. Millman
The Foundation, Terre des Hommes
Nwe Oo
Thu Ya Zaw
Yoma Bank Ltd.
Anonymous Contributors

Nepal

Sangha Ratna Bajracharya
NCHPE
Sudeep Gautam
CeLRd
Shirshak Ghimire
Pradhan & Associates
Budhi Karki
Gourish K. Kharel
Kto Inc.
Bishnu Luitel
Rita Mainaly
Bijaya Prasad Mishra
Supreme Court Bar Association of Nepal
Rudra Prasad Pokhrel
R. P. Pokhrel & Associates
Shiva Rijal
Pioneer Law Associates
Yubaraj Sangroula
Kathmandu School of Law
Rup Narayan Shrestha
Avenue Law Firm
Suman Bahadur Singh
B.P.K.I.H.S
R.C. Subedi
Apex Law Chamber
Rabin Subedi
PILAL
Raj Kumar Thapa
Pokhara University
Sajjan Bar Singh Thapa
Dhruba Bar Singh Thapa & Associates
Nil Mani Upadhyay
Nepal Medical Council
Bimala Yadav
International Legal Foundation
Anonymous Contributors

Netherlands

Jeroen Bijnen
Hewlett-Packard
C.C. de Boer
Vakcentrale MHP
C.C.J. Muller
Vakcentrale MHP
Marjolien de Borst
Wladimiroff
M.J. de Heer
Vakbond De Unie

Gerben den Hertog
Galavazi Den Hertog
Else Frishman-Jansen
Brada LLP
Hans J. Hoegen Dijkhof
Hoegen Dijkhof Attorneys & Tax Counsellors
Joost Italianer
NautaDutilh
Jolanda Meeuwissen
Trimbos Institute
Eugenie Nunes
Boekel De Nerée N.V.
H.J. Snijders
University of Leiden
Bernard Spoor
De Brauw Blackstone Westbroek
Arjen Tillema
NautaDutilh
Sjef van Erp
Maastricht University
Arnold Versteeg
Macro & Versteeg advocaten
Lukas A. Witsenburg
BWN Partners
Mikhail Wladimiroff
Anonymous Contributors

New Zealand

William Akel
Simpson Grierson Lawyers
Gordon Anderson
Victoria University of Wellington
Denise Arnold
Lyon O'Neale Arnold
Sylvia Bell
Human Rights Commission
Mark Bennett
Victoria University of Wellington
Matthew Berkahn
Massey University
Marie Bismark
University of Melbourne
Michael Bott
Heretaunga Law
Petra Butler
Victoria University of Wellington
Bennet Castellino
Castlefinn Law Ltd
Sonja M Cooper
Cooper Legal
Alberto Costi
Victoria University of Wellington
Frank Deliu
Justitia Chambers
Shelley Eden
Shieff Angland
Tony Ellis

Andrew Geddis
University of Otago
Kris Gledhill
University of Auckland
Paul Gooby
Cavell Leitch
Marie Grills
Wilkinson Adams Lawyers

Nigel Hampton

C. S. Henry
Danny Jacobson
Employment & Environment Law
Glenn Jones
Lane Neave

Brian Keene
Helen Kelly
New Zealand Council of Trade Unions
Dean Kilpatrick
Anthony Harper
Alan Knowsley
Rainey Collins Lawyers
Douglas Lyon
Lyon O'Neale Arnold
Trudy Marshall
Employment & Environment Law

Paul Michalik

Kevin Riordan
Harbour Chambers
Campbell Roberts
The Salvation Army
Paul Roth
University of Otago

Mary-Rose Russell
Law School, Auckland University of Technology
Libby Ryan
Hesketh Henry
Andrew J. Schulte
Cavell Leitch
Stephen Eliot Smith
University of Otago
Asha Stewart
Quigg Partners
WM Thomson
University of Otago
Jennifer Wademan
Thomas Dewar Sziranyi Letts
Peter Watts
University of Auckland
David V. Williams
University of Auckland
Joseph Williams
Ministry of Justice
Scott Wilson
Duncan Cotterill
Kim Workman
Robson Hanan Trust
Steven Zindel
Zindels
Anonymous Contributors

Nicaragua

Christian Alemán Sotomayor
Cala Attorneys & Counselors at Law
Rosa Margina Baca Castillo
García & Boddin
Blanca Buitrago Molina
García & Boddin
Yury Fernando Cerrato Espinoza
Alvarado y Asociados
Linda C. Hurtado Calero
Lexincorp S.A.
Victor Méndez Dussán
Asociación Nicaragüense de Salud Pública
John L. Minnella-Romano
Minnella Romano y Asociados
Soraya Montoya Herrera
Molina & Asociados
Mayra Navarrete Crovetto
García & Boddin
Luis Manuel Perezalonso Lanzas
Colegio de Abogados en Formacion
Roberto Sobalvarro Taboada
Consortium Taboada & Asociados
Carlos Eduardo Téllez Páramo
García & Boddin
Edgard Leonel Torres Mendieta
Arias & Muñoz
Angelica Maria Toruño García
UENIC
Diana P. Zelaya Salas
Anonymous Contributors

Nigeria

Abdulhamid Abdullahi Bagara
Community Health and Research Initiative
Joseph E.O. Abugu
Abugu & Co.
Bayo Adaralegbe
Babalakin & Co.
Onjefu Adoga
Brooke Chambers
Chioma Kanu Agomo
University of Lagos
Emmanuel Nwabueze Aguwa
University of Nigeria
Fabian Ajogwu
Kenna Partners
Olumide Aju
F.O. Akinrele & Co.
Adevala Akande
A.O.S. Practice
Olabisi Akodu
Olisa Agbakoba & Associates
Yusuf Ali San
Yusuf O. Ali & Co
Yomi Alliyy
Chief Yomi Alliyyu & Co.
Michael C. Asuzu
University of Ibadan
Titilola Ayotunde-Rotifa
Valuespeak Solicitors
E.M. Azariah
Legal Aid Council
Ayodele Banjo

Yomi Dare
Yomi Dare and Company
Godwin Etim
AELEX
Olubunmi Fayokun
Aluko & Oyeboade
Peter K. Fogam
University of Lagos
Aminu Magashi Garba
Community Health and Research Initiative
Vitalis Chukwunalu Ihedigbo
Punuka Attorneys & Solicitors
Bolanle Jibogun
Legal Aid Council of Nigeria
Uche Nwokocho
Aluko & Oyeboade
Chinwe Odigboegwu
Banwo & Ighadalo
Gbenga Oduola
Gbenga Oduola & Co. L.P
Nelson Ogbuanya
Nocs Consults
Pontian N. Okoli
City Partners
Patrick Okonjo
Okonjo, Odiawa, & Ebie
Oladimeji Oladepo
University of Ibadan
Olasupo Olaihi
Supo Olaihi and Company
Ayotunde Ologe
Synergy Legal Practitioners
Terrumun Z. Swende
Benue State University
Festus Okechukwu Ukwueze
University of Nigeria, Nsukka
Chinedum Umeche
Banwo & Ighadalo
Anonymous Contributors

Norway

Jan Fridthjof Bernt
University of Bergen
Carl Christiansen
Ræder DA
Terje Einarson
University of Bergen
Vinjar Foenneboe
NAFKAM, University of Tromsøe
Erling Lind
Advokatfirmaet Wiersholm
Jon-Arne Østvik
Advokatfirmaet Malm
Sigbjørn Sødal
University of Agder
Tina Søreide
University of Bergen
Karl Harald Sovig
University of Bergen
Magne Strandberg
University of Bergen
Ulf Stridbeck
University of Oslo
Arild Vaktskjold
Høgskulen i Hedmark
Tor Vale
Hartsang Advokatfirma DA
Andreas Wahl
Bull & Co Advokatfirma AS
Anonymous Contributors

Pakistan

Waheed Ahmad
Waheed Law Firm
Sarmad Ali
Legal Awareness Watch-LAW
Rai Muhammad Saleh Azam
Azam & Rai
Umer Farooq
Ayub Medical College
Qudsia Anjum Fasih
Ziauddin University
Muzaffar Islam
Lahore Waste Management Company
Asma Jahangir
AGHS Law Associates
Anees Jillani
Jillani & Hassan Advocates
Shams ul Haque Joiya
Right Law Company
Abdul Ghaffar Khan
Fazlghani Advocates
Kausar S. Khan
Aga Khan University

Faisal Mahmood Ghani
Mahmood Abdul Ghani & Co
Faiza Muzaffar
Legis Inn Attorneys & Corporate Consultants
Zarfshan Qaiser
Quaid e Azam Law College
Adnan Aslam Qureshi
Qureshi Law Associates
Tariq Rahim
Tariq Rahim Law Associates
Muhammad Nouman Shams
Qazi Law Associates
Mohammad Akram Sheikh
Akram Sheikh Law Associates
Syed Muhammad Farhad Tirmazi
Farhad and Associates
Mohammad Zakaria
Sir Syed College of Medical Sciences for Girls
Anonymous Contributors

Panama

Marcela Araúz Quintero
Owens & Watsons
Juan Pablo Fabrega Polleri
Fábrega, Molina y Mullino
Gisela D. Juliao
Legal Invest Solutions
Mario A. Rognoni H.
Arosemena, Noriega & Contreras
Marcela Rojas de Perez
Comite Panameno para los Derechos Humanos 1987
Ibís Sanchez-Serrano
The Core Model Corporation, S.A.
Raul Soto Beltran
Arosemena, Noriega & Contreras
Anonymous Contributors

Peru

Grover Jonny Aranguri Carranza
Seguro Social de Salud
Eduardo Benavides
Berninzon & Benavides Abogados
Raquel Cancino
Universidad Peruana Cayetano Heredia
Ismael Cornejo-Rosello Dianderas
Universidad San Agustín
Marino Costa Bauer
Estudio Melo Vega & Costa Abogados
Guillermo Donayre
Hospital Regional de Loreto
Jaime Durand
García Sayán Abogados
Arturo Gárate Salas
FMHU-UNFV
Félix Santiago García Ahumada
Ministerio de Salud
Teodoro German Jimenez Borra
Estudio Muñoz, Ramirez, Perez Taiman & Olaya
Ludmin Gustavo Jiménez Coronado
Revista Actualidad Empresarial
Ralph Kuon
Peruvian American Medical Society
Rossana Maccera
Leo Mamani Peñaranda
SOPEMYFC
Elfren Morales Villanueva
Hospital Nacional Hipólito Uñanue
María Elena Novoa Mosquera
INCN
Yesenia Nuñez
INCN
Lleni Pach Miller
Sociedad Peruano Americana De Medicos
Ricardo Antonio Pauli Montenegro
Instituto Nacional de Ciencias Neurologicas
María del Pilar Pozo García
Hospital Central de La Fuerza Aérea del Perú
Nelson Ramirez Jimenez
Estudio Jurídico Muñoz
Sonia Rengifo Aréstegui
Marcos Ricardo Revatta Salas
Universidad Nacional San Luís Gonzaga de Ica
Luis Robles Sotelo
Estudio Muñoz, Ramirez, Perez-Taiman & Olaya
Miguel Rubio Ayllón
Estudio Muñoz, Ramirez, Perez-Taiman & Olaya
Emil Rupert Yáñez
Estudio Rubio Leguía Normand
Elena Timoteo Quispe
Universidad Nacional Mayor de San Marcos
Alberto Varillas
García Sayán Abogados

Efraín Vassallo
Estudio Rodrigo, Elías & Medrano
José Luis Velarde Lazarte
Estudio Olaechea
Dennis Vilchez Ramírez
Estudio Ghersi Abogados
Luis Villar
ESalud
Anonymous Contributors

Philippines

Ronahlee A. Asuncion
University of the Philippines Diliman
Ciriaco Calalang
Emerico O. De Guzman
Accra Law Offices
Eduardo D. de los Angeles
Romulo Mabanta Buenaventura Sayoc & Delos Angeles
Sherwin Dwight O. Ebal
Follosco Morillos & Herce Law Firm
Karen S. Gomez Dumpit
Commission on Human Rights of the Philippines
Nancy Joan Javier
Javier Law
Miguel B. Licalde
Alga Law
Reynaldo G. Lopez
University of Santo Tomas
Jesusito G. Morillos
Follosco Morillos & Herce Law Firm
Carmelita Gopez Nuqui
Development Action for Women Network
Alfredo Z. Pio de Roda, III
Quasha Ancheta Pena & Nolasco
Jeanie S. Pulido
Law Office of Jeanie S. Pulido
Ricardo J. Romulo
Romulo Mabanta Buenaventura Sayoc & Delos Angeles
H. Harry L. Roque, Jr
University of the Philippines
Jonathan P. Sale
University of the Philippines
Reynald Trillana
PCCED
Louisa M. Viloria-Yap
The Law Firm of Garcia Inigo & Partners
Anonymous Contributors

Poland

Andrzej Brodzia
Institute of Occupational Medicine
Małgorzata Grzelak
Squire Sanders
Agnieszka Helsztyńska
Kancelaria Adwokacka
Joanna Kobza
Medical University of Silesia
Agnieszka Lisiecka
Wardynski & Partners
Piotr Majer
Łaszczuk & Partners Law Firm
Michał Raczkowski
University of Warsaw
Krzysztof Rastawicki
RMS Rastawicki Sawicki sp.k.
Piotr Jakub Rastawicki
Polish Academy of Sciences
Piotr Sadownik
Gide
Tomasz Trojanowski
Medical University in Gdańsk
Anonymous Contributors

Portugal

António Pereira de Almeida
Pereira de Almeida e Associados
José Alves do Carmo
AVM Advogados
Luis Miguel Amaral
Luis Miguel Amaral Advogados
Miguel Andrade
Miguel Andrade Law Office
Fernando Antas da Cunha
Antas da Cunha, Ferreira & Associados
Felipe Baão do Nascimento
Baão, Castro & Associados
Joana Barrilaro Ruas
Ferreira da Conceição, Menezes & Associados
Sandrine Bisson Marvão
Carolina Boulosa Gonzalez
Law ACE

Luís Brito Correia
Luís Brito Correia Advogados
Octávio Castelo Paulo
SRS Advogados
Claudia Chaves
Superior Health School of Viseu
Tiago Melo Alves
Melo Alves Advogados
Pedro Pinto
PBBR & Associados
Miguel Reis
Miguel Reis & Associados
Pedro Rodrigues da Mata
PRM & Associados
Patrícia Rosário
Rosário Advogados
César Sá Esteves
SRS Advogados
Rui Tavares Correia
Abreu & Marques
Libertário Teixeira
Libertário Teixeira & Cristina Fernandes
Duarte Vera Jardim
JSMS e Associados
Jorge Veríssimo
Paulo de Almeida e Associados
Anonymous Contributors

Republic of Korea

Jaewook Choi
Korea University
Haksoo Ko
Seoul National University
Chang Woo Lee
Donghwa Labor Consulting Firm
Lee Duk Yeon
Yonsei Law School
Hwang Lee
Korea University
Scott Sung Kyu Lee
Jaeseop Song
Shin & Kim
Junsok Yang
Catholic University of Korea
Anonymous Contributors

Romania

Cristina Alexe
Popovici Nitu & Asociatii
Mihai Anghel
Tuca Zbarcea & Asociatii
Marius Balan
Alexandru Ioan Cuza University
Sergiu Bogdan
Babes-Bolyai University Cluj-Napoca
Diana Botău
Babes Bolyai University
Xenia Burghlelea
Radu Chirita
Chirita si Asociatii
Milioiu Ciprian
Madalina Constantin
Voicu & Filipescu SCA
Dariescu Cosmin
Alexandru Ioan Cuza University
Dragos Daghie
Universitatea Dunărea de jos Galați
Andrei Danciu
Cataniciu & Asociatii
Radu Diaconu
EY Law
Ciprian Dragomir
Tuca Zbarcea & Asociatii
Ioana Dumitru
SCA Popovici Nitu & Asociatii
Ioana Gelepu
Tuca Zbarcea & Asociatii
Sergiu Gherdan
Babes-Bolyai University Cluj-Napoca
Diana Ionescu
Babes Bolyai University
Raul Mihu
Voicu & Filipescu SCA
Vlad Neacsu
Popovici Nitu & Asociatii
George A. Nedelcu
Law Office of George Nedelcu
Mihail Romeo Nicolescu
Romeo Nicolescu Law Office
Daniel Nitu
Babes-Bolyai University Cluj-Napoca

Cornescu Oana-Lucia
Tuca Zbârcea & Asociații
 Septimiu Panainte
Alexandru Ioan Cuza University
 Ana Maria Placintescu
Musat & Asociații
 Florin Plopeanu
 Radu Rizioiu
Rizioiu & Asociații SCA
 Dan Singurel
Hewlett-Packard
 Iulian Alexander Stoia
Bucharest Bar Association
 Cristiana Irinel Stoica
Stoica & Asociații
 Simina Tanasescu
Bucharest University
 Andrei Mircea Zamfirescu
CHSH Gilescu, Valeanu, Nathanzon & Partners
 Anonymous Contributors

Russia

Sergey Avrusin
St. Petersburg State Pediatric Medical University
 Sergey Budilin
Roche & Duffay
 Viacheslav Chasnyk
St. Petersburg State Pediatric Medical University
 Svetlana Dobrovolskaya
Chamber of Advocates
 Christophe Huet
CMS Russia
 Dmitry V. Kravchenko
Asnis & Partners
 Eduard Margulyan
Margulyan & Kovalev
 Andrey Neznamov
Dentons
 Irina Onikienko
Capital Legal Services, LLC
 A. Romanov
RANEP
 Maria Safarova
Hewlett-Packard
 Stepanov Sergey
Institute of Private Law
 Andrey Silin
Google

Evgeny Swarovski

Andrey Zelenin
Lidings Law Firm
 Anonymous Contributors

Senegal

Mamadou Badji
Université Cheikh Anta Diop
 Boubacar Borgho Diakite
SCP Geni & Kebe
 Mbaye Diene
CRES
 Diéne Kolly Ousseynou Diour
Université Assane Seck Ziguinchor
 Aboubacar Fall
Fall & Co Law Offices
 El Hadji Mame Gning
 Mouhamed Kebe
Geni & Kebe SCP d'Avocats
 Mamadou Mbaye
SCP Mame Adama Gueye & Associés
 Guedel N'Diaye
Etude Guedel N'Diaye et Associés
 Ndour Ndiouma
Université Assane Seck Ziguinchor
 Moustapha Ndoeye
Cabinet d'Avocats Maître Moustapha Ndoeye
 Samba Cor Sarr
Ministère de la Santé et de l'Action Sociale
 Mbaye Seck
SCP Geni & Kebe
 Anonymous Contributors

Serbia

Vera Bajic
 Dusan S. Dimitrijevic
Law Office Dimitrijevic
 Djordje Djurisc
Law Office of Djordje Djurisc
 Danijela Korać-Mandić
Novi Sad Humanitarian Centre

Valentina Krkovic
Law Office of Valentina Krkovic
 Vladimir Marinkov
Guberina-Marinkov Law Office
 Djordje Mijatov
Law Office of Kuvizic-Tadic
 Dragan Psodorov
Jakovic, Stojanovic & Partners
 Aleksandar Samuilovic
The Law Office of Samuilovic i Partneri
 Simonida Sladojevic-Stanimirovic
 Nebojsa Stankovic
Stankovic & Partners Law Office
 Petar Stojanovic
Jakovic, Stojanovic & Partners
 Guberina Veljko
Guberina-Marinkov Law Office
 Anonymous Contributors

Sierra Leone

Kortor Francis Kamara
Saddleback Re
 Michael Imran Kanu
Tejan-Cole, Yillah & Bangura
 Simeon Koroma
Timap for Justice
 Editayo Pabs- Garnon
Renner-Thoms & Co
 Nancy Diana Sesay
OSIWA
 Lornard Taylor
Taylor & Associates
 Anonymous Contributors

Singapore

Simon Chesterman
National University of Singapore
 Tan Cheng Han
National University of Singapore
 Jaclyn L. Neo
National University of Singapore
 Elizabeth Siew-Kuan Ng
National University of Singapore
 Stefanie Yuen Thio
TSPM Law Corporation
 Anonymous Contributors

Slovenia

Bojko Bučar
University of Ljubljana
 Andrej Bukovnik
Petosevic Law Offices
 Ajda Celedin
Miro Senica and Attorneys, Ltd.
 Tjaša Ivanc
University of Maribor
 Matjaž Jan
Law Firm Ilic
 Rajko Knez
 Peter Kos
 Suzana Kraljic
University of Maribor
 Dorijan Maršič
ITF Enhancing Human Security
 Matija Repolusk
Repolusk Attorneys at Law
 Primož Rožman
Blood Transfusion Centre of Slovenia
 Josip Sever
 Grega Strban
University of Ljubljana
 Luka Ticar
University of Ljubljana
 Anonymous Contributors

South Africa

FT Abioye
University of South Africa
 Vinesh Basdeo
University of South Africa
 Bernadine Benson
University of South Africa
 HGJ Beukes
University of South Africa
 I.J. Bezuidenhout
University of the Free State
 John Brand

Neil Cameron
Stellenbosch University
 Tamara Cohen
University of KwaZulu-Natal
 Desia Colgan
University of the Witwatersrand
 Rosalind Davey
Bowman Giffillan Inc.
 Henri Fouche
University of South Africa
 Susan Goldstein
Soul City Institute
 D. A. Hellenberg
University of Cape Town
 Paul Hoffman
Institute for Accountability
 Gerhard Kemp
Stellenbosch University
 Johann Kriegler
Freedom Under Law
 Mark Lazarus
Hewlett-Packard
 Ben Mathewson
Mathewson Gess Inc
 Boitumelo Mmusinyane
University of South Africa
 Freddy Mnyongani
University of South Africa
 Budell Mpfariseni
University of South Africa
 Gusha Xolani Ngantweni
University of South Africa
 Dejo Olowu
North-West University
 Moses Retselisitsoe Phooko
University of South Africa
 Christa Rautenbach
North-West University
 Altair Richards
Edward Nathan Sonnenbergs Inc
 Susan Scott
University of South Africa
 N. Smit
North-West University
 Marinda Surridge
Hewlett-Packard
 C.F. Swanepoel
University of the Free State
 Stephan Terblanche
University of South Africa
 Clarence Itumeleng Tshoose
University of South Africa
 Yousuf Vavda
University of KwaZulu-Natal
 Francois Venter
North-West University
 Rudolph Zinn
University of South Africa
 Anonymous Contributors

Spain

María Acale Sánchez
Universidad de Cádiz
 César Aguado Renedo
Universidad Autónoma de Madrid
 Juan Francisco Aguiar Rodríguez
Servicio Canario de la Salud
 María José Aguilar Idáñez
Universidad de Castilla La Mancha
 Maite Álvarez
Universidad Carlos III de Madrid
 Carlos Alvarez-Dardet
Universidad de Alicante
 Andrea Bennett
Hewlett-Packard
 Carlos Campillo-Artero
 Josefa Cantero Martínez
Universidad de Castilla-La Mancha
 Mario Capita Remezal
Universidad Carlos III de Madrid
 María del Mar Carrasco Andrino
Universidad de Alicante
 Montserrat Casamitjana Abella
Consorci Sanitari de Barcelona
 Xavier Castells
Universidad Autonoma de Barcelona
 Gabriel Castro
Garrigues Abogados
 José Luis Cembrano Reder
AEAFA
 Rolando Cendón Torres
Universidad de Castilla-La Mancha
 Charles Corwin Coward Bates
Uria Menéndez
 Bernardo M. Cremades
B. Cremades y Asociados
 Paz M. de la Cuesta Aguado
Universidad de Cantabria
 Francisco Javier Dávila González
Universidad de Cantabria
 Federico Durán López
Universidad de Córdoba
 Fernando Escorza Muñoz
Dirección General de Salud Pública y Consumo
 Antonio Fernández
Garrigues Abogados
 Santiago Fernández Redondo
Hospital Universitario La Princesa
 José Fernández-Rañada
 Luís Gaité
Hospital Universitario Marques de Valdecilla
 Nicolás García Rivas
Universidad de Castilla-La Mancha
 Martín Godino Reyes
Asociación Nacional de Abogados Laboralistas
 Carlos Gómez de la Escalera
Universidad Carlos III de Madrid
 Yolanda Gómez-Sánchez
National Distance Education University
 María del Carmen González Carrasco
Universidad de Castilla-La Mancha
 Roberto Gutiérrez Gavilán
Universidad de Cantabria
 Gustavo de las Heras
Universidad de Castilla-La Mancha
 Manuel Ángel de las Heras García
Universidad de Alicante
 Carmen Juanatey Dorado
Universidad de Alicante
 José María Labeaga Azcona
Universidad Nacional de Educación a Distancia
 David Lantarón Barquín
Universidad de Cantabria
 Juan Antonio Lascurain Sánchez
Universidad Autónoma de Madrid
 Marina Lorente
Garrigues Abogados
 Daniel Marín Moreno
Gómez-Acebo & Pombo
 José V. Martí Boscà
Universitat de València
 Roberto Mazorriaga Las Hayas
Rambla Abogados & Asesores
 Remedios Menéndez Calvo
Universidad de Alcalá
 Oscar Morales
Uria Menéndez
 Juan Oliva-Moreno
Universidad de Castilla-La Mancha
 José M^a Ordóñez Iriarte
Sociedad Española de Sanidad Ambiental
 Rafael Ortiz
Garrigues Abogados
 Jesús Padilla Gálvez
Universidad de Castilla-La Mancha
 Vicente Pastor y Aldeguer
H.U. "La Princesa" - U.A.M.
 Alfonso Pedrajas
Abdón Pedrajas & Molero
 Antonio Pedrajas Quiles
Abdón Pedrajas & Molero
 José Luis de Peray
Medicus Mundi Catalunya
 Javier Ramírez Iglesias
Hewlett-Packard
 Juan Roca Guillamón
Universidad de Murcia
 Teresa Rodríguez Montañés
Universidad de Alcalá
 Federico Rodríguez Morata
Universidad de Castilla-La Mancha
 Luis Romero Santos
Luis Romero y Asociados
 Cristina Sanz Sebastián
Hospital Universitario La Princesa
 Jorge Sirvent García
Universidad Carlos III de Madrid
 Magdalena Ureña Martínez
Universidad de Castilla-La Mancha
 Rosario de Vicente Martínez
Universidad de Castilla-La Mancha
 Anonymous Contributors

Sri Lanka

Chrishantha Abeysena
University of Colombo
 H.N.D. Gamalath

Prathiba Mahanamahewa

Gamini Perera

R. Surenthirakumaran
Department of Community and Family Medicine
 V.T. Thamilmaran
University of Colombo
 Anusha Wickramasinghe
The Open University of Sri Lanka
 Anonymous Contributors

Sweden

Jack Ågren
Stockholm University
 Bengt Åhgren
Nordic School of Public Health
 Laura Carlsson
Stockholm University
 Gabriel Donner
Donner & Partners AB
 Lindegård Elderholm
Advokatfirman Lindberg & Saxon
 Åsa Esbjörnsson Carlberg
Hewlett-Packard
 Boel Flodgren
Lund University
 Lars Fredén
University West
 Fredrik Gustafsson
DLA Nordic
 Sara Hedin Ekelund
Hewlett-Packard
 Mikael Johanson
Raoul Wallenberg Institute
 Lennart Kohler
Nordic School of Public Health
 Gunilla Lindmark
Uppsala University
 Bengt Lundell
Lund University
 Olov Marsater
University of Uppsala
 Göran Millqvist
Stockholm University
 Karol Nowak
Lund University
 Birgitta Nyström
University of Lund
 Bjorn Ohde
Advokattaktiebolaget Roslagen
 Karl-Arne Olsson
Gärde Wesslau Advokatbyrå
 Johan Sangborn
Swedish Bar Association
 Kim Tabell
IKEA Group of Companies
 Christer Thordson
Legal Edge Advisors
 Henrik Wenander
Lund University
 Malin Winbom
Hewlett-Packard
 Sanna Wolk
Uppsala University
 Mauro Zamboni
Stockholm University
 Anonymous Contributors

Tanzania

Salim B. Abubakar
BLC Advocates
 Rehema Khalid
Mkono & Co. Advocates
 Samwel Madulanga
Mrosso & Associates Advocate
 Aisha Ally Sinda
Mkono & Co. Advocates
 Thomas Sipemba
IMMMA Advocates
 Anayaty Tahir
Mkono & Co. Advocates
 Jacqueline Jacob Tarimo
Mkono & Co. Advocates
 Octavian William Temu
Octavian & Company Advocates
 Eliud Wandwalo
Mukikute
 Anonymous Contributors

Thailand

Anant Akanisthaphichat
Thai Law Firm

Kwanjai Amnatsatsue
Mahidol University
Paul Connelly
International Legal Counsellors Thailand Ltd.
Frederic Favre
Vovan & Associates
Wonpen Kaewpan
Faculty of Public Health
Jeeranun Klawkla
Mahidol University
Dej-Udom Krairit
Dej-Udom & Associates Ltd.
Ugrid Milintangkul
National Health Commission Office
Chanvit Tharathep
Ministry of Public Health
Chulapong Yukate
ZICO Law
Anonymous Contributors

Tunisia

Wajdi Abdelhedi
SantaFe Associates International
Khadija Anane
Elies Beltaïfa
Juris International Lawyers Network
Zied Ben Ameur
Kais Ben Brahim
Tunisia Legal
Mohamed Mehdi Ben Nasr
Cabinet d'Avocats Ben Nasr
Taoufik Ben Nasr
Cabinet d'Avocats Ben Nasr
Bessem Ben Salem
Ben Salem Law Firm
Maha Driss
Hewlett-Packard
Eya Essif
Alliance Culture & Nature
Hassine Fekih Ahmed
Zied Gallala
Gallala Law Firm
Amine Hamdi
Zaouni Law Firm
Abdelwahab Hechiche
University of South Florida
Nasri Imen
Cabinet d'Avocats Maitre Imen Nasri
Hedia Kedadi
Cabinet d'Avocats Kedadi
Imed Lamloum
Cabinet d'Avocats Imed Lamloum
Brahim Latrech
Law Office of Brahim Latrech
Hechmi Louzir
Institut Pasteur de Tunis
Sami Mahboubi
Mahboubi Law Firm
Ridha Mezghani
R. Mezghani Law Office
Asma Nouri
Faculte de Droit et des Sciences Politiques
Anonymous Contributors

Turkey

Ufuk Aydin
Anadolu University
Esenyel Barak Bal
Cailliau & Colakel Law Firm
Yesim Bezen
Bezen & Partners
Bahir Bozcali
Bozcali Law Firm
Berkhan Çelen
Çelen Law Office
Gökçe Çelen
Çelen Law Office
Onur Demirci
Onur Demirci Avukatlık Bürosu
Burçay Erus
Bogaçiz University
Osman Hayran
Mahmut Kacan
MK Law Office
Halil Ibrahim Kardaçlı
Hewlett-Packard
Onur Kilic
Kiyi Law Firm
Orhan Yavuz Mavioglu
ADMD Law Office

Umut Saglam
Aykut Law Office
Cagatay Yilmaz
Yilmaz Law Offices
Fatih Selim Yurdakul
Anonymous Contributors

Uganda

Jane Frances Akiteng
Katende, Ssempebwa & Co. Advocates
Patrick A. Alunga
Barugahare & Co. Advocates
Enoch Barata
Birungyi, Barata & Associates
Patrick Barugahare
Barugahare & Co. Advocates
Andrew Bwengye Ankunda
MMAKS Advocates
Birungyi Cephas
Birungyi, Barata & Associates
Violet Gwokyalya
Mothers Against Malnutrition and Hunger
Mpiima Jamir Ssenoga
Kiwanuka and Mpiima Advocates
Adrian Jjuuko
HRAPF
Regina Kawooya-Junju
Kawooya Junju & Co. Advocates
Anita Kiddu Muhanguzi
Centre for Batwa Minorities Uganda
Damalie Naggita-Musoke
Makerere University
Salima Namusobya
Initiative for Social and Economic Rights
Rose Mildred Nassiwa
Nassiwa and Company Advocates
Laura Nyirinkindi
Uganda Association of Women Lawyers
Charles Odere
Lex Uganda Advocates & Solicitors
George Omunyokol
GP Advocates ad Solicitors
Ruth Sebatindira
Ligomarc Advocates
Alan Shonubi
Shonubi, Musoke & Co. Advocates
Francis Tumwesig Ateenyi
HRAPF
Anonymous Contributors

Ukraine

Asters
Taras Bachynskyy
Legalaid
Alexander Bodnaruk
Yuriy Fedkovych Chernivtsi National University
Zoryana Chernenko
Kyiv-Mohyla Academy
Ivan Horodyskyy
Lviv Centre for Int'l Law and Human Rights
Tatyana Kaganovska
V.N.Karazyn Kharkiv National University
Nickolas V. Karchevskiy
Lugansk State University of Internal Affairs
Oksana Kneychuk
Astapov Lawyers
Illya Kostin
Legal Alliance Company
Sergiy Nezhurbida
Chernivtsi National University
Sergiy Oberkovych
Gvozdiy & Oberkovych Law Firm
Yaroslav Ognevyyuk
Doubinsky & Osharova Patent and Law Agency
Iryna Shevchuk
Engarde Attorneys at Law
Oleksandr Skliarenko
Skliarenko and Partners
Alexandr Subbotin
Tarasov & Partners
Andriy Tsvytkov
Attorneys Association Gestors
Anonymous Contributors

United Arab Emirates

Saleh Abdulla
Dubai Police
Jayshree Gupta
DLA Piper
Zeyad Jaffal
Al Ain University of Science and Technology

Noori Khater
UAEU
Tarek Nakkach
Hewlett-Packard
Kavitha S. Panicker
Panicker Partners
Abdul Karim Pharaon
Court of Cassation
Amer Saadeddin
Dubai Community Health Center
Anonymous Contributors

United Kingdom

Richard Ashcroft
Queen Mary University of London
James Bell
Slater & Gordon LLP
David Cabrelli
University of Edinburgh
Janice Denoncourt
Nottingham Law School
Nigel Duncan
City University London
Mark Ellis
International Bar Association
Sara Fovargue
Lancaster University
Jeffrey Golden
LSE
Amy Holcroft
Hewlett-Packard
Simon Honeyball
University of Exeter
Peter Hungerford-Welch
City University London
Jacqueline Laing
London Metropolitan University
Judy Laing
University of Bristol
Lawrence McNamara
Bingham Centre for the Rule of Law
Peter McTigue
Nottingham Law School
JS Nguyen-Van-Tam
University of Nottingham
Tonia Novitz
University of Bristol
Katja Samuel
Reading University
Jill Staver
Edinburgh Napier University
Cassam Tengnah
Swansea University
Tony Ward
University of Hull
Richard W. Whitecross
Edinburgh Napier University
Anonymous Contributors

United States

Jeffrey M. Aresty
Internet Bar Organization
Laurel Bellows
Bellows Law Group, P. C.
Paul Bender
Arizona State University
Earl V. Brown Jr.
The Solidarity Center
Sherman L. Cohn
Georgetown Law
Robert J. Collins
University of Pennsylvania
Patrick Del Duca
Zuber Lawler & Del Duca LLP
Sara Elizabeth Dill
Law Offices of Sara Elizabeth Dill
Brian Downing
Google
Barbara J. Fick
University of Notre Dame
Michele Forzley
Georgetown Law
Ricks Frazier
EOHED
Blair Glencorse
Accountability Lab
Kenneth W Goodman
University of Miami
Catherine Hanssens
The Center for HIV Law and Policy
Alan Houseman
Center for Law and Social Policy
Jeffrey Huvelle
Covington & Burling LLP

Andrew D. Kaizer
Calhoun & Lawrence, LLP
Christopher R. Kelley
University of Arkansas
Eleanor D. Kinney
Indiana University
Theodore A. Kittila
Elliott Greenleaf
Deborah Klein Walker
John R. LaBar
Henry, McCord, Bean, Miller, Gabriel & LaBar
Bryan A. Liang
University of California, San Diego
James H. Pietsch
University of Hawaii
A. Renee Pobjecky
Pobjecky & Pobjecky, LLP
John Pollock
Public Justice Center
Vernellia Randall
University of Dayton
Reynolds, Levine, Crouse, Fitzgerald
Ken Scott
Stanford Law School
WV, Bernie Siebert
Sherman & Howard LLC
Toan Foeng Tham
University of Nevada, Las Vegas
Tracy L. Welsh
HIV Law Project
Brent White
University of Arizona
Anonymous Contributors

Uruguay

Escandor El Ters
Haroldo Espalter
Hughes & Hughes
Horacio Fernández Ambielle
Bado, Kuster, Zerbino & Rachetti
Hector Ferreira
Hughes & Hughes
Martín Fridman
Ferrere Abogados
Juan Andrés Fuentes
Arcia Storage Fuentes Medina Abogados
Diego Gamarra Antes
Posadas, Posadas & Vecino
Gabriel Gari
Queen Mary University of London
Andrés Hessdörfer
Arcia Storage Fuentes Medina Abogados
Julio Iribarne Plá
Ferrere Abogados
Julio Lens
Camilo Martínez Blanco
Universidad de Montevideo
Ricardo Mezzera
Mezzera Abogados
Beatriz Murguía
Murguía-Aguirre- Abogados
Santiago Pereira Campos
Universidad de Montevideo
Martín Risso Ferrand
Universidad Católica del Uruguay
Anonymous Contributors

Uzbekistan

Sherzod Abdulkasimov
Sherdat Himoya Law Firm
Shukhrat Khudayshukurov
Himoya Law Office
Anonymous Contributors

Venezuela

Nelson E. Borjas E.
Torres, Plaz & Araujo
Dorelys Coraspe
Hewlett-Packard
Cruz Cordero B.
CEVECE
Saúl Crespo Lossada
Borges & Lavton
Román J. Duque Corredor
Academia de Ciencias Políticas y Sociales
Jesus Escudero
Torres, Plaz & Araujo
Catherina Gallardo

Carlos A. Godoy L.
Benson, Perez Matos Antakiy & Watts
Andres Halvorsen
UNIMET
Carlos Henriquez Salazar
Hoet Pelaez Castillo & Duque Abogados
Luis Eduardo López-Durán
Hoet Pelaez Castillo & Duque Abogados
Jaime Martínez Estévez
Rodner, Martinez & Asociados
Mark A. Melilli S.
Mangieri Benavente & Asociados
Sonsiree Meza Leal
Luis G. Monteverde M.
Torres, Plaz & Araujo
Gregory Odreman
Odreman & Asociados
Diego Pardi Arconada
Arturo de Sola Lander
De Sola Pate & Brown
John Tucker B.
Hoet Peldez Castillo & Duque Abogados
Mariana Villasmil Blanchard
Borges & Lavton
Anonymous Contributors

Vietnam

Vo Duc Duy
Santa Lawyers Group
Vu Dzung
Cao Thi Huyen Thuong
Le Nguyen Law Office
Nguyen Gia Huy Chuong
Phuoc & Partners
Ha Thuc Minh Trang
DFDL Vietnam Co. Ltd
Le Thi Thuy Huong
Russin & Vecchi LLP
Pham Van Phat
An Phat Pham Law Firm
Ngo Van Hiep
Hiep & Associates
Anonymous Contributors

Zambia

Natasha Banda
Corpus Legal Practitioners
Lizzy MN Chanda
Afyu Mzuri
Sydney Chisenga
Corpus Legal Practitioners
Jacqueline C. Jhala
Corpus Legal Practitioners
Ernest K. Kakoma
Ministry of Health
Naomy Kanyemba Lintini
International Labour Organization
Tiziana Marietta
Sharpe & Howard, Legal Practitioners
Melvin L. M. Mbao
North-West University
Eustace Ng'oma
Chibesakunda & Company
Mapange Nsapato
Chibesakunda & Company
Rodwyn Peterson
Chibesakunda & Company
Fares Florence Phiri
Action Africa Help Zambia
Anonymous Contributors

Zimbabwe

Clever Bere
Organising for Zimbabwe
Simplicio Bhebhe
Kantor & Immerman Legal Practitioners
Terence Hussein
Hussein Ranchhod & Co.
Mordecai Pilate Mahlangu
Gill Godlonton & Gerrans
Andrew Makoni
Zimbabwe Lawyers for Human Rights
Marshall N. Mapondera
Zimbabwe Institute of Legal Studies
Christopher Mhike
Atherstone & Cook
Gerald N. Mlotshwa
Titan Law Chambers
Tarisai Mutangi
Donsa-Nkomo & Mutangi Attorneys

Casper Pound
Family A.I.D.S. Support Organisation
Otto Saki
Governance Resources Group
Obey Shava
Mbidzo Muchadehama & Makoni
Nyasha Pamella Timba
Kantor & Immerman Legal Practitioners
Anonymous Contributors

Acknowledgements

Acknowledgements

The World Justice Project's Honorary Chairs, Directors, Officers, Staff, Financial Supporters, and Sponsoring Organizations listed in the last section of this report.

The polling companies and research organizations listed in the Methodology section of this report, and the contributing experts listed in the previous section.

Academic advisors: Rolf Alter, OECD; Eduardo Barajas, Universidad del Rosario; Maurits Barendrecht, Tilburg University; Christina Biebesheimer, The World Bank; Tim Besley, London School of Economics; Paul Brest, Stanford University; Jose Caballero, IMD Business School; David Caron, Kings College, London; Thomas Carothers, Carnegie Endowment; Marcela Castro, Universidad de los Andes; Eduardo Cifuentes, Universidad de los Andes; Sherman Cohn, Georgetown University; Christine M. Cole, Harvard Kennedy School; Mariano-Florentino Cuellar, Stanford University; Larry Diamond, Stanford University; Claudia J. Dumas, Transparency International USA; Brad Epperly, University of South Carolina; Julio Faundez, Warwick University; Todd Foglesong, Harvard Kennedy School; Tom Ginsburg, University of Chicago; James Goldston, Open Society Justice Initiative (OSJI); Jorge Gonzalez, Universidad Javeriana; Jon Gould, American University; Martin Gramatikov, Tilburg University; Linn Hammergren; Tim Hanstad, Landesa; Wassim Harb, Arab Center for the Development of Rule of Law and Integrity; Susan Hirsch, George Mason University; Ronald Janse, HiiL and Utrecht University; Erik G. Jensen, Stanford University; Rachel Kleinfeld, Carnegie Endowment; Jack Knight, Duke University; Harold H. Koh, Yale University; Margaret Levi, University of Washington; Iris Litt, Stanford University; Clare Lockhart, The Institute for State Effectiveness; Zsuzsanna Lonti, OECD; Diego Lopez,

Universidad de los Andes; William T. Loris, Loyola University; Beatriz Magaloni, Stanford University; Jenny S. Martinez, Stanford University; Ghada Moussa, Cairo University; Sam Muller, HiiL; Robert L. Nelson, American Bar Foundation and Northwestern University; Harris Pastides, University of South Carolina; Randal Peerenboom, La Trobe University and Oxford University; Angela Pinzon, Universidad del Rosario; Shannon Portillo, George Mason University; Michael H. Posner, New York University; Roy L. Prosterman, University of Washington; Anita Ramasastry, University of Washington; Angela Ruiz, Universidad del Rosario; Audrey Sacks, The World Bank; Lutforahman Saeed, Kabul University; Michaela Saisana, EU-JRC; Andrea Saltelli, EU-JRC; Andrei Shleifer, Harvard University; Jorge Luis Silva, The World Bank; Gordon Smith, University of South Carolina; Christopher Stone, Open Society Foundations; Rene Uruena, Universidad de los Andes; Stefan Voigt, University of Hamburg; Barry Weingast, Stanford University; Michael Woolcock, The World Bank.

Roland Abeng; Lukman Abdul-Rahim; Priya Agarwal-Harding; Lina Alameddine; Sarah Alexander; Rose Karikari Anang; Evelyn Ankumah; Jassim Alshamsi; Ekaterina Baksanova; Hamud M. Balfas; Sophie Barral; April Baskin; Ivan Batishchev; Rachael Beitler; Laurel Bellows; Ayzada Bengel; Dounia Bennani; Clever Bere; Rindala Beydoun; Karan K. Bhatia; Eric C. Black; Cherie Blair; Rob Boone; Juan Manuel Botero; Oussama Bouchebti; Raúl Izurieta Mora Bowen; Ariel Braunstein; Kathleen A. Bresnahan; Michael Brown; Susanna Brown; William R. Brownfield; David Bruscano; Josiah Byers; Carolina Cabrera; Ted Carroll; Javier Castro De León; Fahima Charaffeddine; David Cheyette; Jose Cochingyan, III; Kate Coffey; Sonkita Conteh; Barbara Cooperman; Hans Corell; Adriana Cosgriff; Alexander E.

Davis; James P. DeHart; Brackett B. Denniston, III; Russell C. Deyo; Surya Dhungel; Adama Dieng; Sandra Elena; Roger El Khoury; Adele Ewan; Fatima Fettar; Eric Florenz; Abderrahim Foukara; Kristina Fridman; Morly Frishman; Viorel Furdui; Minoru Furuyama; William H. Gates, Sr.; Anna Gardner; Dorothy Garcia; Sophie Gebreselassie; Dwight Gee; Sujith George; Adam Gerstenmier; Jacqueline Gichinga; Brian Gitau; Arturo Gomez; Nengak Daniel Gondyi; Lindsey Graham; Deweh Gray; Michael S. Greco; Elise Groulx; Paula F. Guevara; Arkady Gutnikov; Karen Hall; Kunio Hamada; Leila Hanafi; Sana Hawamdeh; Alvaro Herrero; Sheila Hollis; Michael Holston; R. William Ide, III; Murtaza Jaffer; Chelsea Jaeztold; Hassan Bubacar Jallow; Sunil Kumar Joshi; Marie-Therese Julita; Anne Kelley; Howard Kenison; Junaid Khalid; Elsa Khwaja; Se Hwan Kim; Laurie Kontopidis; Simeon Koroma; Steven H. Kraft; Larry D. Kramer; Jack Krumholtz; Lianne Labossiere; Joanna Lim; Deborah Lindholm; Hongxia Liu; Annie Livingston; Jeanne L. Long; Stephen Lurie; Ahna B. Machan; Maha Mahmoud; Biawakant Mainali; Andrew Makoni; Frank Mantero; Madison Marks; Roger Martella; Vivek Maru; John Mason; Elisa Massimino; Hiroshi Matsuo; Michael Maya; Matthew Mead; Sindi Medar-Gould; Nathan Menon; Ellen Mignoni; Aisha Minhas; Claros Morean; Liliana Moreno; Junichi Morioka; Carrie Moore; Katrina Moore; Xavier Muller; Jenny Murphy; Rose Murray; Norhayati Mustapha; Reinford Mwangonde; Doreen Ndishabandi; Ilija Nedelkoski; Patricia van Nispen; Victoria Norelid; Justin Nyekan; Sean O'Brien; Peggy Ochanderena; Bolaji Olaniran; Joy Olson; Mohamed Olwan; Gustavo Alanis Ortega; Bolaji Owasanoye; Kedar Patel; Angeles Melano Paz; Karina Pena; John Pollock; Cynthia Powell; Nathalie Rakotomaliala; Javier Ramirez; Eduardo Ramos-Gómez; Daniela Rampani; Richard Randerson; Claudia Rast; Adrian F. Revilla; Ludmila Mendonça Lopes Ribeiro; Nigel H. Roberts; Liz Ross; Steve Ross; Patricia Ruiz de Vergara; Irma Russell; Bruce Sewell; Humberto Prado Sifontes; Uli Parmlian Sihombing; William Sinnott; Lumba Siyanga; Brad Smith; Lourdes Stein; Thomas M. Susman; Elizabeth Thomas-Hope; Laurence Tribe; Robert Varenik; Jessica Villegas; Raymond Webster; Robin Weiss; Jennifer Wilmore; Jason Wilks; Malin Winbom; Russom Woldezechgi; Stephen Zack; Jorge Zapp-Glauser; Fanny Zhao.

Altus Global Alliance; APCO Worldwide; Fleishman-Hillard; The Center for Advanced Study in the Behavioral Sciences, Stanford University; The Center on Democracy, Development, and the Rule of Law, Stanford University; The Hague Institute for the Internationalisation of Law (HiIL); The Legal Department of Hewlett-Packard Limited; The Legal Department of Microsoft Corporation; The Whitney and Betty MacMillan Center for International and Area Studies, Yale University; Rule of Law Collaborative, University of South Carolina; Vera Institute of Justice.

About the World Justice Project 

About The World Justice Project

The World Justice Project® (WJP) is an independent, multi-disciplinary organization working to advance the rule of law around the world. The rule of law provides the foundation for communities of opportunity and equity - communities that offer sustainable economic development, accountable government, and respect for fundamental rights.

Our work engages citizens and leaders across the globe and from all work disciplines to advance the rule of law. Through our three complementary and mutually reinforcing programs of Research and Scholarship, the WJP Rule of Law Index, and Engagement, WJP seeks to stimulate government reforms, develop practical programs at the community level, and increase public awareness about the foundational importance of the rule of law.

Founded by William H. Neukom in 2006 as a presidential initiative of the American Bar Association (ABA), and with the initial support of 21 other strategic partners, the World Justice Project transitioned into an independent 501(c)(3) non-profit organization in 2009. Its offices are located in Washington, DC, and Seattle, WA, USA.

GOALS AND PROGRAM AREAS

The mission of the World Justice Project is to lead a global, multi-disciplinary effort to strengthen the rule of law for the development of communities of opportunity and equity.

The rule of law helps people and communities thrive. Effective rule of law helps reduce corruption, improve public health, enhance education, lift people from poverty, and protect them from injustices and dangers large and small. The World Justice Project is one of the world's foremost resources on the importance of the rule of law.

The WJP's definition of the rule of law is organized under four universal principles and is derived from established international standards and norms:

- The government and its officials and agents as well as individuals and private entities are accountable under the law.
- The laws are clear, publicized, stable, and just; are applied evenly; and protect fundamental rights, including the security of persons and property.
- The process by which the laws are enacted, administered, and enforced is accessible, fair, and efficient.
- Justice is delivered timely by competent, ethical, and independent representatives and neutrals who are of sufficient number, have adequate resources, and reflect the makeup of the communities they serve.

This definition has been tested and refined through extensive consultations with experts from around the world.

The work of the WJP is founded on two premises: the rule of law is the foundation of communities of opportunity and equity and multidisciplinary collaboration is the most effective way to advance the rule of law. Based on this, the WJP has three mutually reinforcing programs: Research and Scholarship, the WJP Rule of Law Index, and Engagement initiatives.

- **Research and Scholarship:** The WJP's Research & Scholarship program conducts and supports rigorous

research that examines the relationship between the rule of law and various aspects of economic, political, and social development. The program, co-chaired by Robert L. Nelson (Northwestern University, American Bar Foundation) and Tom Ginsburg (University of Chicago), is currently pursuing an ambitious research agenda, studying: the effectiveness of the rule of law in various domains of social life, the interdependencies among the institutional components of the rule of law, and the causal mechanisms by which the rule of law affects economic and political life. The Research and Scholarship program is also in the process of building the Rule of Law Research Consortium (RLRC), a multidisciplinary community of leading researchers in a variety of fields - including law, economics, political science, sociology, international relations, and anthropology - that will harness diverse methods and techniques to produce research on the rule of law, as well as recommendations on how to best strengthen it. The Consortium is intended to become a repository of the best research on governance and the rule of law for scholars and policymakers, and already features academics from premier institutions in the United States and abroad.

- o **WJP Rule of Law Index:** The WJP Rule of Law Index® is a quantitative assessment tool designed to provide a comprehensive picture of the extent to which countries adhere to the rule of law in practice. It is the most comprehensive index of its kind, reflecting the actual conditions experienced by the population. To date, over 100,000 citizens and experts have been interviewed in 99 countries. Index findings have been referenced by heads of state, chief justices, business leaders, public officials, and the press, including cites by more than 500 media outlets in nearly 80 countries.
- o **Engagement:** The WJP's Engagement initiatives convene partners from all work disciplines to build a global network, find common ground, and create practical solutions that advance the rule of law. Additionally, through the World Justice Challenge, the WJP provides seed grants to support these innovative efforts in communities around the world. Engagement events include the World Justice Forum, a global gathering at which prominent leaders and change agents from more than 100 countries come together to address critical rule of law issues. Additionally, the WJP has held nine regional outreach meetings on five continents. The WJP also undertakes single-country sorties to help countries in periods of transition assess rule of law opportunities and challenges, convening a local taskforce to develop recommendations for the country's ongoing reform process.

Honorary Chairs

The World Justice Project has the support of outstanding leaders representing a range of disciplines around the world. The Honorary Chairs of the World Justice Project are:

Madeleine Albright, Giuliano Amato, Robert Badinter, James A. Baker III, Cherie Blair, Stephen G. Breyer, Sharan Burrow, David Byrne, Jimmy Carter, Maria Livanos Cattai, Hans Corell, Hilario G. Davide, Jr., Hernando de Soto, Adama Dieng, William H. Gates, Sr., Ruth Bader Ginsburg, Richard J. Goldstone, Kunio Hamada, Lee H. Hamilton, Mohamed Ibrahim, Hassan Bubacar Jallow, Tassaduq Hussain Jilani, Anthony M. Kennedy, Beverley McLachlin, George J. Mitchell, John Edwin Mroz, Indra Nooyi, Sandra Day O'Connor, Ana Palacio, Colin L. Powell, Roy L. Prosterman, Richard W. Riley, Mary Robinson, Petar Stoyanov, Richard Trumka, Desmond Tutu, Antonio Vitorino, Paul A. Volcker, Harold Woolf, Andrew Young, Zhelyu Zhelev.

Board of Directors

Sheikha Abdulla Al-Misnad, Emil Constantinescu, Ashraf Ghani, William C. Hubbard, Suet-Fern Lee, Mondli Makhanya, William H. Neukom, Ellen Gracie Northfleet, James R. Silkenat.

Officers and Staff

William C. Hubbard, *Chairman of the Board*; William H. Neukom, *Founder and CEO*; Deborah Enix-Ross, *Vice President*; Suzanne E. Gilbert, *Vice President*; James R. Silkenat, *Director and Vice President*; Lawrence B. Bailey, *Treasurer*; Gerold W. Libby, *General Counsel and Secretary*.

Staff: Juan Carlos Botero, *Executive Director*; Rebecca Billings, Nabiha Chowdhury, Ana Victoria Cruz, Beth Davis, Radha Friedman, Margaret Halpin, Matthew Harman, Sarah Chamness Long, Debby Manley, Joel Martinez, Bethany McGann, Alejandro Ponce, Christine Pratt, Kelly Roberts, Maria Rosales, Joshua Steele, and Nancy Ward.

Financial Supporters

Foundations: Allen & Overy Foundation; Bill & Melinda Gates Foundation; Carnegie Corporation of New York; Chase Family Philanthropic Fund; The Edward John and Patricia Rosenwald Foundation; Ewing Marion Kauffman Foundation; Ford Foundation; GE Foundation; Gordon and Betty Moore Foundation; Judson Family Fund at The Seattle Foundation; Oak Foundation; Pinnacle Gardens Foundation; The William and Flora Hewlett Foundation; William H. Neukom & Neukom Family Foundation.

Corporations: Apple Inc.; The Boeing Company; E. I. du Pont de Nemours & Company; General Electric Company; Google Inc.; Hewlett-Packard Company; Intel Corporation; Johnson & Johnson; LexisNexis; McKinsey & Company, Inc.; Merck & Co., Inc.; Microsoft Corporation; PepsiCo; Texas Instruments, Inc.; Viacom International, Inc.; Wal-Mart Stores, Inc.

Law Firms: Allen & Overy LLP; Boies, Schiller & Flexner, LLP; Cochinyan & Peralta Law Offices; Drinker Biddle & Reath LLP; Fulbright & Jaworski LLP; Garrigues LLP; Gómez-Acebo & Pombo; Haynes and Boone, LLP; Holland & Knight LLP; Hunton & Williams LLP; K&L Gates LLP; Mason, Hayes+Curran; Nelson Mullins Riley & Scarborough LLP; Roca Junyent; Sullivan & Cromwell LLP; SyCip Salazar Hernandez & Gatmaitan; Troutman Sanders LLP; Turner Freeman Lawyers; Uría Menéndez; White & Case LLP; Winston & Strawn LLP.

Governments: City of The Hague; Irish Aid; National Endowment for Democracy; U.S. Department of State.

Professional Firms and Trade Associations: American Bar Association (ABA); American Bar Association Section of Administrative Law & Regulatory Practice; American Bar Association Section of Antitrust Law; American Bar Association Section of Business Law; American Bar Association Criminal Justice Section; American Bar Association Section of Dispute Resolution; American Bar Association Section of Environment, Energy & Resources; American Bar Association Health Law Section; American Bar Association Section of Individual Rights & Responsibilities; American Bar Association Section of Intellectual Property Law; American Bar Association Section of International Law; American Bar Association Judicial Division; American Bar Association Section of Labor and Employment Law; American Bar Association Section of Litigation; American Bar Association Section of Real Property, Trust and Estate Law; American Bar Association Section of State and Local Government Law; American Bar Association Section of Taxation; Major, Lindsey & Africa; United States Chamber of Commerce & Related Entities; Welsh, Carson, Anderson & Stowe.

Institutions: Eastminster Presbyterian Church; Society of the Cincinnati.

Individual Donors: Mark David Agrast; Randy J. Aliment; H. William Allen; William and Kay Allen; David and Helen Andrews; Anonymous; Keith A. Ashmus; Robert Badinter; Kirk Baert; Lawrence B. Bailey; Martha Barnett; Richard R. Barnett, Sr.; April Baskin; David Billings; Juan Carlos Botero; Pamela A. Bresnahan; Toby Bright; Jack Brooms; Richard D. Catenacci; Valerie Colb; Lee and Joy Cooper; Russell C. Deyo; Mark S. Ellis; Deborah Enix-Ross;

Matthew and Valerie Evans; R. Bradford Evans; William and Janet Falsgraf; Jonathan Fine; Dwight Gee and Barbara Wright; Suzanne E. Gilbert; Jamie S. Gorelick; Lynn T. Gunnoe; Peter E. Halle and Carolyn Lamm; Margaret Halpin; Harry Hardin; Joshua Harkins-Finn; Norman E. Harned; Albert C. Harvey; Judith Hatcher; Thomas Z. Hayward, Jr.; Benjamin H. Hill, III; Claire Suzanne Holland; Kathleen Hopkins; Avery Horne; R. Thomas Howell, Jr.; William C. and Kappy Hubbard; R. William Ide, III; Marina Jacks; Patricia Jarman; George E. Kapke; Myron and Renee Leskiw; Margaret Levi; Paul M. Liebenson; Iris Litt; Hongxia Liu; Judy Perry Martinez; Roderick and Karla Mathews; Lucile and Gerald McCarthy; Sandy McDade; M. Margaret McKeown; James Michel; Leslie Miller; Liliana Moreno; Justin Nelson; Robert Nelson; William H. Neukom; Jitesh Parikh; Scott F. Partridge; J. Anthony Patterson, Jr.; Lucian T. Pera; Maury and Lorraine Poscover; Llewelyn G. Pritchard; Michael Reed; Joan and Wm. T Robinson III; Daniel Rockmore; Erik A. Schilbred; Judy Schulze; James R. Silkenat; Rhonda Singer; Thomas Smegal; Ann and Ted Swett; Joan Phillips Timbers; Nancy Ward; H. Thomas Wells.

Strategic Partners

The World Justice Project is partners with organizations that provide global leadership in a variety of disciplines. The list of partnering organizations continues to expand, increasing in its ability to represent disciplines and world regions. The current strategic partners of the World Justice Project are: American Bar Association; American Public Health Association; American Society of Civil Engineers; Arab Center for the Development of the Rule of Law and Integrity; Avocats Sans Frontières; Canadian Bar Association; Club of Madrid; Hague Institute for the Internationalisation of Law; Human Rights First; Human Rights Watch; Inter-American Bar Association; International Bar Association; International Chamber of Commerce; International Institute for Applied Systems Analysis; International Organization of Employers; International Trade Union Confederation; Inter-Pacific Bar Association; Karamah: Muslim Women Lawyers for Human Rights; Landesa; NAFSA: Association of International Educators; Norwegian Bar Association; People to People International; The World Council of Religious Leaders; Transparency International USA; United States Chamber of Commerce; Union Internationale des Avocats; World Federation of Engineering Organisations; World Federation of Public Health Associations.

For further details, visit: www.worldjusticeproject.org.

"Laws of justice which Hammurabi, the wise king, established... That the strong might not injure the weak, in order to protect the widows and orphans..., in order to declare justice in the land, to settle all disputes, and heal all injuries."

-CODEX HAMMURABI

"I could adjudicate lawsuits as well as anyone. But I would prefer to make lawsuits unnecessary."

-ANALECTS OF CONFUCIUS

"The Law of Nations, however, is common to the entire human race, for all nations have established for themselves certain regulations exacted by custom and human necessity."

-CORPUS JURIS CIVILIS

"Treat the people equally in your court and give them equal attention, so that the noble shall not aspire to your partiality, nor the humble despair of your justice."

-JUDICIAL GUIDELINES FROM 'UMAR BIN AL-KHATTAB, THE SECOND KHALIFA OF ISLAM

"No freeman is to be taken or imprisoned or disseised of his free tenement or of his liberties or free customs, or outlawed or exiled or in any way ruined, nor will we go against such a man or send against him save by lawful judgement of his peers or by the law of the land. To no-one will we sell or deny or delay right or justice."

-MAGNA CARTA

"Good civil laws are the greatest good that men can give and receive. They are the source of morals, the palladium of property, and the guarantee of all public and private peace. If they are not the foundation of government, they are its supports; they moderate power and help ensure respect for it, as though power were justice itself. They affect every individual; they mingle with the primary activities of his life; they follow him everywhere. They are often the sole moral code of a people, and they are always part of its freedom. Finally, good civil laws are the consolation of every citizen for the sacrifices that political law demands of him for the city, protecting, when necessary, his person and his property as though he alone were the whole city."

-JEAN-ÉTIENNE-MARIE PORTALIS. DISCOURS PRÉLIMINAIRE DU PREMIER PROJET DE CODE CIVIL

"All human beings are born free and equal in dignity and rights... Everyone is entitled to all the rights and freedoms set forth in this Declaration, without distinction of any kind, such as race, colour, sex, language, religion, political or other opinion, national or social origin, property, birth or other status."

-UNIVERSAL DECLARATION OF HUMAN RIGHTS



The World Justice Project

ISBN: 978-0-9882846-5-4